

PRELIMINARY OFFICIAL STATEMENT DATED SEPTEMBER 13, 2023

NEW ISSUES

SERIAL BONDS & BOND ANTICIPATION NOTES

STANDARD & POOR'S RATING: Bonds: " ", Notes: Not Rated

See "RATINGS" Herein

In the opinion of Trespasz & Marquardt, LLP, Bond Counsel to the School District, under existing statutes and court decisions and assuming continuing compliance with certain tax certifications described herein, interest on the Bonds and the Notes is excluded from gross income for federal income tax purposes under Section 103 of the Internal Revenue Code of 1986, as amended (the "Code"), and is excluded from adjusted gross income for purposes of New York State and New York City personal income taxes. Interest on the Bonds and the Notes is not treated as a preference item in calculating the alternative minimum tax under the Code, however for tax years beginning after December 31, 2022, interest on the Bonds and the Notes is included in the "adjusted financial statement income" of certain corporations that are subject to the alternative minimum tax under Section 55 of the Code. Bond counsel expresses no opinion regarding any other tax consequences related to the ownership or disposition of, or the accrual or receipt of interest on the Bonds and the Notes. (See "TAX MATTERS" herein.)

The Bonds and the Notes will NOT be designated "qualified tax-exempt obligations" under Section 265(b)(3) of the Internal Revenue Code of 1986, as amended.

\$14,483,540

CENTRAL SQUARE CENTRAL SCHOOL DISTRICT

OSWEGO COUNTY, NEW YORK

GENERAL OBLIGATIONS

\$1,483,540 School District (Serial) Bonds, 2023

(Referred to herein as the "Bonds")

Dated: October 4, 2023

Due: September 15, 2024-2028

MATURITIES*

<u>Year</u>	<u>Amount</u>	<u>Rate</u>	<u>Yield</u>	<u>CUSIP</u>
2024	\$273,540			
2025	285,000			
2026	295,000			
2027	310,000			
2028	320,000			

* The annual maturities of the Bonds may also be adjusted for the purpose of attaining debt service that is substantially level or declining, as provided pursuant to Section 21.00(d) of the New York State Local Finance Law (the "Law"). Such adjustments will be made by 3:00 P.M. (Prevailing Time) on the day of the bid opening. The successful bidder may neither withdraw nor modify its bid as a result of any such post-bid adjustment. Any such adjustment shall be conclusive, and shall be binding upon the successful bidder.

AND

\$13,000,000 Bond Anticipation Notes, 2023

(Referred to herein as the "Notes")

Dated: October 4, 2023

Due: October 4, 2024

(Collectively referred to herein as the "Bonds and Notes")

The Bonds and Notes are general obligations of the Central Square Central School District, Oswego County, New York (the "School District"), and will contain a pledge of the faith and credit of the School District for the payment of the principal of and interest on the Bonds and Notes and, unless paid from other sources, the Bonds and Notes are payable from ad valorem taxes as may be levied upon all the taxable real property within the School District, without limitation as to rate or amount. See "NATURE OF THE OBLIGATION" and "TAX LEVY LIMITATION LAW" herein.

The Bonds and the Notes are NOT subject to redemption prior to maturity.

The Bonds will be issued as registered bonds and, at the option of the purchaser, will be registered in the name of Cede & Co., as nominee of The Depository Trust Company, New York, New York, which will act as securities depository for the Bonds. Individual purchases will be made in book-entry form only, in the principal amount of \$5,000, or integral multiples thereof, except for one necessary odd denomination which is or includes \$8,540 with respect to the 2024 maturity. Purchasers will not receive certificates representing their ownership interest in the Bonds. Interest on the Bonds will be payable on September 15, 2024 and semi-annually thereafter on March 15 and September 15 in each year until maturity. Principal and interest will be paid by the School District to DTC, which will in turn remit such principal and interest to its participants, for subsequent distribution to the beneficial owners of the Bonds, as described herein. See "BOOK-ENTRY-ONLY SYSTEM" herein. If the Bonds are issued in the name of the purchaser, the Bonds will be issued in denominations of \$5,000, or integral multiples thereof, except for one necessary odd denomination which is or includes \$8,540 with respect to the 2024 maturity, and the School District will act as paying agent. Paying agent fees, if any, in such case are to be paid by the purchaser. The Bonds may not be converted into coupon bonds or be registered to bearer.

Proposals for the Bonds shall be for not less than \$1,483,540 and accrued interest, if any, on the total principal amount of the Bonds. A good faith deposit is not required.

The Notes are not subject to redemption prior to maturity. At the option of the purchaser(s), the Notes will be issued as registered notes registered in the name of the purchaser. If such Notes are issued as registered in the name of the purchaser, principal of and interest on the Notes will be payable in Federal Funds. In such case, the Notes will be issued as registered in the name of the purchaser in denominations of \$5,000 or multiples thereof, as may be determined by such successful bidder(s).

Alternatively, if the Notes are issued in book-entry-only form, the Notes will be registered in the name of Cede & Co. as nominee of The Depository Trust Company ("DTC"), New York, New York, which will act as the securities depository for the Notes. Noteholders will not receive certificates representing their ownership interest in the notes purchased if the purchaser(s) elects to register the Notes in the name of Cede & Co. Such Notes will be issued in denominations of \$5,000 or integral multiples thereof, as may be determined by such successful bidder(s). If the Notes are issued in book-entry-only form, payment of the principal of and interest on the Notes to the Beneficial Owner(s) of the Notes will be made by DTC Direct Participants and Indirect Participants in accordance with standing instructions and customary practices, as is now the case with municipal securities held for the accounts of customers registered in the name of the purchaser or registered in "street name". Payment will be the responsibility of such DTC Direct or Indirect Participants and the School District, subject to any statutory and regulatory requirements as may be in effect from time to time. See "BOOK-ENTRY-ONLY SYSTEM" herein.

The Bonds and Notes are offered when, as and if issued and received by the purchaser(s) and subject to the receipt of the approving legal opinion as to the validity of the Bonds and Notes of Trespasz & Marquardt, LLP, Syracuse, New York, Bond Counsel. It is anticipated that the Bonds and Notes will be available for delivery through the facilities of DTC located in Jersey City, New Jersey, or as may be agreed upon with the purchaser(s), on or about October 4, 2023.

ELECTRONIC BIDS for the Bonds and Notes must be submitted via Fiscal Advisors Auction website ("Fiscal Advisors Auction") accessible via www.FiscalAdvisorsAuction.com on September 20, 2023 by no later than 11:00 A.M., Eastern Time, pursuant to the respective Notices of Sale. Bids may also be submitted by facsimile at (315) 930-2354. No other form of electronic bidding services will be accepted. Once the bids are communicated electronically via Fiscal Advisors Auction or via facsimile to the School District, each bid will constitute an irrevocable offer to purchase the Bonds and Notes pursuant to the terms provided in the respective Notices of Sale.

September __, 2023

THE SCHOOL DISTRICT DEEMS THIS OFFICIAL STATEMENT TO BE FINAL FOR PURPOSES OF SECURITIES AND EXCHANGE COMMISSION RULE 15c2-12 (THE "RULE"), EXCEPT FOR CERTAIN INFORMATION THAT HAS BEEN OMITTED HEREFROM IN ACCORDANCE WITH SAID RULE AND THAT WILL BE SUPPLIED WHEN THIS OFFICIAL STATEMENT IS UPDATED FOLLOWING THE SALE OF THE BONDS AND NOTES HEREIN DESCRIBED. THIS OFFICIAL STATEMENT WILL BE SO UPDATED UPON REQUEST OF THE SUCCESSFUL BIDDER(S), AS MORE FULLY DESCRIBED IN THE RESPECTIVE NOTICES OF SALES WITH RESPECT TO THE BONDS AND NOTES HEREIN DESCRIBED. FOR A DESCRIPTION OF THE SCHOOL DISTRICT'S AGREEMENT TO PROVIDE CONTINUING DISCLOSURE FOR THE BONDS AS DESCRIBED IN THE RULE, SEE "APPENDIX-C, CONTINUING DISCLOSURE UNDERTAKING WITH RESPECT TO THE BONDS" HEREIN. THE SCHOOL DISTRICT WILL COVENANT IN AN UNDERTAKING TO PROVIDE NOTICE OF CERTAIN MATERIAL EVENTS RELATED TO THE NOTES AS DEFINED IN THE RULE. SEE "APPENDIX-D, MATERIAL EVENT NOTICES WITH RESPECT TO THE NOTES" HEREIN.

CENTRAL SQUARE CENTRAL SCHOOL DISTRICT
OSWEGO COUNTY, NEW YORK

SCHOOL DISTRICT OFFICIALS

2023-2024 BOARD OF EDUCATION

ALLISON DOUGLAS

President



KRISTY FISCHMANN

Vice President

RANDY HOYT
CASEY MOREY
CHANCE NICKERSON
STEVEN PATCH
KENNETH SHERMAN
LORRAINE WOOD
DAVID TACKMAN

* * * * *

THOMAS J. COLABUFO

Superintendent of Schools

MAUREEN PHIPPEN LADD

Business Manager

LISA M. FOX

District Treasurer

PEARL HORN

District Clerk

BETHANY A. CENTRONE, ESQ.

CAPITAL REGION BOCES

School District Attorney



FISCAL ADVISORS & MARKETING, INC.

Municipal Advisor



TRESPASZ & MARQUARDT, LLP

BOND COUNSEL

No person has been authorized by Central Square Central School District to give any information or to make any representations not contained in this Official Statement, and, if given or made, such information or representations must not be relied upon as having been authorized. This Official Statement does not constitute an offer to sell or solicitation of an offer to buy any of the Bonds and Notes in any jurisdiction to any person to whom it is unlawful to make such offer or solicitation in such jurisdiction. The information, estimates, and expressions of opinion herein are subject to change without notice, and neither the delivery of this Official Statement nor any sale made hereunder shall, under any circumstances, create any implication that there has been no change in the affairs of Central Square Central School District.

TABLE OF CONTENTS

	<u>Page</u>		<u>Page</u>
NATURE OF THE OBLIGATION	1	SPECIAL PROVISIONS AFFECTING	
THE BONDS	3	REMEDIES UPON DEFAULT	29
Description of the Bonds	3	MARKET AND RISK FACTORS	30
Purpose of Issue – The Bonds.....	3	Description of the Notes	31
THE NOTES	3	Purpose of Issue – The Notes.....	31
Description of the Notes	3	TAX MATTERS	31
Purpose of Issue – The Notes	4	LEGAL MATTERS.....	32
BOOK-ENTRY-ONLY SYSTEM.....	4	LITIGATION.....	32
Certificated Bonds	6	CONTINUING DISCLOSURE	32
Certificated Notes	6	Continuing Disclosure Compliance History	32
THE SCHOOL DISTRICT.....	7	MUNICIPAL ADVISOR.....	33
General Information.....	7	CUSIP IDENTIFICATION NUMBERS.....	33
District Population.....	7	RATINGS	33
Larger Employers	7	MISCELLANEOUS	33
Selected Wealth and Income Indicators.....	8	APPENDIX – A	
Unemployment Rate Statistics.....	8	GENERAL FUND - Balance Sheets	
Form of School Government	9	APPENDIX – A1	
Budgetary Procedures and Recent Budget Votes.....	9	GENERAL FUND – Revenues, Expenditures and	
Investment Policy	10	Changes in Fund Balance	
State Aid	10	APPENDIX – A2	
State Aid Revenues.....	14	GENERAL FUND – Revenues, Expenditures and	
District Facilities.....	14	Changes in Fund Balance - Budget and Actual	
Enrollment Trends	14	APPENDIX – B	
Employees	15	BONDED DEBT SERVICE	
Status and Financing of Employee Pension Benefits.....	15	APPENDIX – B1	
Other Post-Employment Benefits	17	CURRENT BONDS OUTSTANDING	
Financial Statements.....	18	APPENDIX – C	
New York State Comptroller Reports of Examination	19	CONTINUING DISCLOSURE UNDERTAKING WITH	
The State Comptroller’s Fiscal Stress Monitoring System ...	19	RESPECT TO THE BONDS	
Other Information	20	APPENDIX – D	
TAX INFORMATION	20	MATERIAL EVENT NOTICES WITH RESPECT TO THE	
Taxable Assessed Valuations.....	20	NOTES	
Tax Rate Per \$1,000 (Assessed)	21	APPENDIX – E	
Tax Collection Procedure	21	FORM OF BOND COUNSEL’S OPINION – THE BONDS	
Tax Levy and Tax Collection Record	21	APPENDIX – F	
Real Property Tax Revenues.....	21	FORM OF BOND COUNSEL’S OPINION – THE NOTES	
Larger Taxpayers 2023 for 2023-24 District Tax Roll.....	22	APPENDIX – G	
Additional Tax Information	22	AUDITED FINANCIAL STATEMENTS	
STAR – School Tax Exemption	22	For the Fiscal Year Ending June 30, 2022	
TAX LEVY LIMITATION LAW	23		
STATUS OF INDEBTEDNESS.....	24		
Constitutional Requirements.....	24		
Statutory Procedure	24		
Debt Outstanding End of Fiscal Year	25		
Details of Outstanding Indebtedness	25		
Debt Statement Summary	26		
Bonded Debt Service	26		
Cash Flow Borrowings	27		
Capital Project Plans.....	27		
Estimated Overlapping Indebtedness.....	28		
Debt Ratios	28		

PREPARED WITH THE ASSISTANCE OF



Fiscal Advisors & Marketing, Inc.
250 South Clinton Street, Suite 502
Syracuse, New York 13202
(315) 752-0051
www.fiscaladvisors.com

OFFICIAL STATEMENT
of the
CENTRAL SQUARE CENTRAL SCHOOL DISTRICT
OSWEGO COUNTY, NEW YORK

Relating To
\$1,483,540 School District (Serial) Bonds, 2023
And
\$13,000,000 Bond Anticipation Notes, 2023

This Official Statement, which includes the cover page and appendices, has been prepared by the Central Square Central School District, Oswego County, New York (the "School District" or "District", "County", and "State", respectively) in connection with the sale by the District of \$1,483,540 principal amount of School District (Serial) Bonds, 2023 (the Bonds) and \$13,000,000 principal amount of Bond Anticipation Notes, 2023 (the "Notes") (collectively referred to herein as the "Bonds and Notes").

The factors affecting the District's financial condition and the Bonds and Notes are described throughout this Official Statement. Inasmuch as many of these factors, including economic and demographic factors, are complex and may influence the District tax base, revenues, and expenditures, this Official Statement should be read in its entirety, and no one factor should be considered more or less important than any other by reason of its relative position in this Official Statement.

All quotations from and summaries and explanations of provisions of the Constitution and laws of the State and acts and proceedings of the District contained herein do not purport to be complete and are qualified in their entirety by reference to the official compilations thereof, and all references to the Bonds and Notes and the proceedings of the District relating thereto are qualified in their entirety by reference to the definitive forms of the Bonds and Notes and such proceedings.

NATURE OF THE OBLIGATION

Each Bond and Note when duly issued and paid for will constitute a contract between the District and the holder thereof.

Holders of any series of notes or bonds of the District may bring an action or commence a proceeding in accordance with the civil practice law and rules to enforce the rights of the holders of such series of notes or bonds.

The Bonds and Notes will be general obligations of the District and will contain a pledge of the faith and credit of the District for the payment of the principal thereof and the interest thereon as required by the Constitution and laws of the State. For the payment of such principal and interest, the District has power and statutory authorization to levy ad valorem taxes on all real property within the District subject to such taxation by the District, without limitation as to rate or amount.

Although the State Legislature is restricted by Article VIII, Section 12 of the State Constitution from imposing limitations on the power to raise taxes to pay "interest on or principal of indebtedness theretofore contracted" prior to the effective date of any such legislation, the New York State Legislature may from time to time impose additional limitations or requirements on the ability to increase a real property tax levy or on the methodology, exclusions or other restrictions of various aspects of real property taxation (as well as on the ability to issue new indebtedness). On June 24, 2011, Chapter 97 of the Laws of 2011 was signed into law by the Governor (the "Tax Levy Limitation Law" or "Chapter 97"). The Tax Levy Limitation Law applies to local governments and school districts in the State (with certain exceptions) and imposes additional procedural requirements on the ability of municipalities and school districts to levy certain year-to-year increases in real property taxes.

Under the Constitution of the State, the District is required to pledge its faith and credit for the payment of the principal of and interest on the Bonds and Notes and is required to raise real estate taxes, and without specification, other revenues, if such levy is necessary to repay such indebtedness. While the Tax Levy Limitation Law imposes a statutory limitation on the District's power to increase its annual tax levy, with the amount of such increase limited by the formulas set forth in the Tax Levy Limitation Law, it also provides the procedural method to surmount that limitation. See "TAX LEVY LIMITATION LAW" herein.

The Constitutionally-mandated general obligation pledge of municipalities and school districts in New York State has been interpreted by the Court of Appeals, the State's highest court, in *Flushing National Bank v. Municipal Assistance Corporation for the City of New York*, 40 N.Y.2d 731 (1976), as follows:

"A pledge of the City's faith and credit is both a commitment to pay and a commitment of the City's revenue generating powers to produce the funds to pay. Hence, an obligation containing a pledge of the City's "faith and credit" is secured by a promise both to pay and to use in good faith the city's general revenue powers to produce sufficient funds to pay the principal and interest of the obligation as it becomes due. That is why both words, "faith" and "credit" are used and they are not tautological. That is what the words say and this is what the courts have held they mean... So, too, although the Legislature is given the duty to restrict municipalities in order to prevent abuses in taxation, assessment, and in contracting of indebtedness, it may not constrict the City's power to levy taxes on real estate for the payment of interest on or principal of indebtedness previously contracted... While phrased in permissive language, these provisions, when read together with the requirement of the pledge and faith and credit, express a constitutional imperative: debt obligations must be paid, even if tax limits be exceeded".

In addition, the Court of Appeals in the *Flushing National Bank* (1976) case has held that the payment of debt service on outstanding general obligation bonds and notes takes precedence over fiscal emergencies and the police power of political subdivisions in New York State.

The pledge has generally been understood as a promise to levy property taxes without limitation as to rate or amount to the extent necessary to cover debt service due to language in Article VIII Section 10 of the Constitution, which provides an exclusion for debt service from Constitutional limitations on the amount of a real property tax levy, insuring the availability of the levy of property tax revenues to pay debt service. As the *Flushing National Bank* (1976) Court noted, the term "faith and credit" in its context is "not qualified in any way". Indeed, in *Flushing National Bank v. Municipal Assistance Corp.*, 40 N.Y.2d 1088 (1977) the Court of Appeals described the pledge as a direct constitutional mandate. In *Quirk v. Municipal Assistance Corp.*, 41 N.Y.2d 644 (1977), the Court of Appeals stated that, while holders of general obligation debt did not have a right to particular revenues such as sales tax, "with respect to traditional real estate tax levies, the bondholders are constitutionally protected against an attempt by the State to deprive the city of those revenues to meet its obligations." According to the Court in *Quirk*, the State Constitution "requires the city to raise real estate taxes, and without specification other revenues, if such a levy be necessary to repay indebtedness."

In addition, the Constitution of the State requires that every county, city, town, village, and school district in the State provide annually by appropriation for the payment of all interest and principal on its serial bonds and certain other obligations, and that, if at any time the respective appropriating authorities shall fail to make such appropriation, a sufficient sum shall be set apart from the first revenues thereafter received and shall be applied to such purposes. In the event that an appropriating authority were to make an appropriation for debt service and then decline to expend it for that purpose, this provision would not apply. However, the Constitution of the State does also provide that the fiscal officer of any county, city, town, village, or school district may be required to set apart and apply such first revenues at the suit of any holder of any such obligations.

In *Quirk v. Municipal Assistance Corp.*, the Court of Appeals described this as a "first lien" on revenues, but one that does not give holders a right to any particular revenues. It should thus be noted that the pledge of the faith and credit of a political subdivision in New York State is a pledge of an issuer of a general obligation bond or note to use its general revenue powers, including, but not limited to, its property tax levy to pay debt service on such obligations, but that such pledge may not be interpreted by a court of competent jurisdiction to include a constitutional or statutory lien upon any particular revenues.

While the courts in New York State have historically been protective of the rights of holders of general obligation debt of political subdivisions, it is not possible to predict what a future court might hold.

THE BONDS

Description of the Bonds

The Bonds are general obligations of the District, and will contain a pledge of its faith and credit for the payment of the principal of and interest on the Bonds as required by the Constitution and laws of the State (State Constitution, Art. VIII, Section 2; Local Finance Law, Section 100.00). All the taxable real property within the District is subject to the levy of *ad valorem* taxes to pay the Bonds and interest thereon, without limitation as to rate or amount. See “NATURE OF THE OBLIGATION” and “TAX LEVY LIMITATION LAW” herein.

The Bonds will be dated October 4, 2023 and will mature in the principal amounts and on the dates as set forth on the cover page. Interest on the Bonds will be payable on September 15, 2024 and semi-annually thereafter on March 15 and September 15 in each year until maturity. The Bonds are not subject to redemption prior to maturity. The record date for the Bonds will be the last day of the calendar month preceding such interest payment. Interest on the Bonds will be calculated on a 30-day month and 360-day year basis.

The Bonds will be issued as registered bonds, registered in the name of the purchaser, or, at the option of the purchaser, registered in the name of Cede & Co., as nominee of The Depository Trust Company, New York, New York (“DTC”), which will act as securities depository for the Bonds. Individual purchases will be made in book-entry form only, in the principal amount of \$5,000, or integral multiples thereof, except for one necessary odd denomination which is or includes \$8,540 with respect to the 2024 maturity. Purchasers will not receive certificates representing their ownership interest in the Bonds. Principal and interest will be paid by the District to DTC, which will in turn remit such principal and interest to its participants, for subsequent distribution to the beneficial owners of the Bonds, as described herein. See “BOOK-ENTRY-ONLY SYSTEM” herein. If the Bonds are issued in the name of the purchaser, the Bonds will be issued in denominations of \$5,000, or integral multiples thereof, except for one necessary odd denomination which is or includes \$8,540 with respect to the 2024 maturity. The District will act as paying agent. Paying agent fees, if any, in such case are to be paid by the purchaser. The Bonds may not be converted into coupon bonds or be registered to bearer.

Purpose of Issue – The Bonds

The Bonds are being issued pursuant to the Constitution and statutes of the State of New York, including among others, the Education Law and the Local Finance Law and a bond resolution adopted by the Board of Education on June 14, 2023 and a proposition approved by the qualified voters on May 16, 2023 authorizing the issuance of up to \$1,483,540 serial bonds or notes to finance the purchase of vehicles.

The proceeds of the Bonds will provide \$1,483,540 new money to finance the purchase of vehicles.

THE NOTES

Description of the Notes

The Notes are general obligations of the District, and will contain a pledge of its faith and credit for the payment of the principal of and interest on the Notes as required by the Constitution and laws of the State of New York (State Constitution, Art. VIII, Section 2; Local Finance Law, Section 100.00). All the taxable real property within the District is subject to the levy of *ad valorem* taxes to pay the Notes and interest thereon, subject to certain statutory limitations. See “NATURE OF THE OBLIGATION” and “TAX LEVY LIMITATION LAW” herein.

The Notes are dated October 4, 2023 and mature, without option of prior redemption, on October 4, 2024. Interest will be calculated on a 30-day month and 360-day year basis, payable at maturity. The Notes will be issued in either (i) the name of the purchaser, in denominations of \$5,000 or integral multiples thereof, as may be determined by the successful bidder(s) with principal and interest payable in Federal Funds at such bank(s) or trust company(ies) located and authorized to do business in the State as may be selected by such successful bidder(s); or (ii) at the option of the purchaser(s), registered in the name of Cede & Co. as nominee of DTC, which will act as the securities depository for the Notes. See “BOOK-ENTRY-ONLY SYSTEM” herein.

Purpose of Issue Notes

The Notes are issued pursuant to the Constitution and Status of the State of New York, including the Education Law and the Local Finance Law, Pursuant to a bond resolution duly adopted by the Board of Education on June 6, 2022 authorizing the issuance of \$21,800,000 serial bonds to finance certain interior and exterior renovations, alterations and improvements to various District facilities.

The Notes will provide \$13,000,000 new money for the aforementioned purpose.

BOOK-ENTRY-ONLY SYSTEM

The Depository Trust Company (“DTC”), New York, NY, will act as securities depository for the Bonds and Notes, if so desired by the Purchaser. At the option of the winning bidder(s) of the Bonds and Notes, the Bonds and Notes will be issued as fully-registered securities registered in the name of Cede & Co. (DTC’s partnership nominee) or such other name as may be requested by an authorized representative of DTC. One fully-registered Bond or Note certificate will be issued for the Bonds or Notes bearing the same rate of interest and CUSIP number.

DTC, a limited-purpose trust company organized under the New York Banking Law, is a “banking organization” within the meaning of the New York Banking Law, a member of the Federal Reserve System, a “clearing corporation” within the meaning of the New York Uniform Commercial Code, and a “clearing agency” registered pursuant to the provisions of Section 17A of the Securities Exchange Act of 1934. DTC holds and provides asset servicing for over 3.5 million issues of U.S. and non-U.S. equity issues, corporate and municipal debt issues, and money market instruments from over 100 countries that DTC’s participants (“Direct Participants”) deposit with DTC. DTC also facilitates the post-trade settlement among Direct Participants of sales and other securities transactions in deposited securities, through electronic computerized book-entry transfers and pledges between Direct Participants’ accounts. This eliminates the need for physical movement of securities certificates. Direct Participants include both U.S. and non-U.S. securities brokers and dealers, banks, trust companies, clearing corporations, and certain other organizations. DTC is a wholly-owned subsidiary of The Depository Trust & Clearing Corporation (“DTCC”). DTCC, in turn, is owned by a number of Direct Participants of DTC and Members of the National Securities Clearing Corporation, Government Securities Clearing Corporation, MBS Clearing Corporation, and Emerging Markets Clearing Corporation, (NSCC, GSCC, MBSCC, and EMCC, also subsidiaries of DTCC), as well as by the New York Stock Exchange, Inc., the American Stock Exchange LLC, and the National Association of Securities Dealers, Inc. Access to the DTC system is also available to others such as both U.S. and non-U.S. securities brokers and dealers, banks, trust companies, and clearing corporations that clear through or maintain a custodial relationship with a Direct Participant, either directly or indirectly (“Indirect Participants”). The DTC Rules applicable to its Participants are on file with the Securities and Exchange Commission. More information about DTC can be found at www.dtcc.com and www.dtc.org.

Purchasers of the Bonds and Notes under the DTC system must be made by or through Direct Participants, which will receive a credit for the Bonds and Notes on DTC’s records. The ownership interest of each actual purchaser of the Bonds and Notes (“Beneficial Owner”) is in turn to be recorded on the Direct and Indirect Participants’ records. Beneficial Owners will not receive written confirmation from DTC of their purchase. Beneficial Owners are, however, expected to receive written confirmations providing details of the transaction, as well as periodic statements of their holdings, from the Direct or Indirect Participant through which the Beneficial Owner entered into the transaction. Transfers of ownership interests in the Bonds and Notes are to be accomplished by entries made on the books of Direct and Indirect Participants acting on behalf of Beneficial Owners. Beneficial Owners will not receive certificates representing their ownership interests in Notes, except in the event that use of the book-entry system for the Bonds and Notes is discontinued.

To facilitate subsequent transfers, all Notes deposited by Direct Participants with DTC are registered in the name of DTC’s partnership nominee, Cede & Co., or such other name as may be requested by an authorized representative of DTC. The deposit of the Bonds and Notes with DTC and their registration in the name of Cede & Co. or such other DTC nominee do not effect any change in beneficial ownership. DTC has no knowledge of the actual Beneficial Owners of the Bonds and Notes; DTC’s records reflect only the identity of the Direct Participants to whose accounts such Bonds and Notes are credited, which may or may not be the Beneficial Owners. The Direct and Indirect Participants will remain responsible for keeping account of their holdings on behalf of their customers.

Conveyance of notices and other communications by DTC to Direct Participants, by Direct Participants to Indirect Participants, and by Direct Participants and Indirect Participants to Beneficial Owners will be governed by arrangements among them, subject to any statutory or regulatory requirements as may be in effect from time to time.

Principal and interest payments on the Bonds and Notes will be made to Cede & Co., or such other nominee as may be requested by an authorized representative of DTC. DTC's practice is to credit Direct Participants' accounts in accordance with their respective holdings shown on DTC's records. Payments by Participants to Beneficial Owners will be governed by standing instructions and customary practices, as is the case with securities held for the accounts of customers in bearer form or registered in "street name," and will be the responsibility of such Participant and not of DTC or the District, subject to any statutory or regulatory requirements as may be in effect from time to time. Payment of principal and interest to DTC is the responsibility of the District, disbursement of such payments to Direct Participants will be the responsibility of DTC, and disbursement of such payments to the Beneficial Owners will be the responsibility of Direct and Indirect Participants.

DTC may discontinue providing its services as depository with respect to the Bonds and Notes at any time by giving reasonable notice to the District. Under such circumstances, in the event that a successor depository is not obtained, bond or note certificates are required to be printed and delivered.

The District may decide to discontinue use of the system of book-entry transfers through DTC (or a successor securities depository). In that event, bond or note certificates will be printed and delivered.

The information in this section concerning DTC and DTC's book-entry system has been obtained from sources that the District believes to be reliable, but the District takes no responsibility for the accuracy thereof.

Source: The Depository Trust Company.

THE DISTRICT CANNOT AND DOES NOT GIVE ANY ASSURANCES THAT DTC, DIRECT PARTICIPANTS OR INDIRECT PARTICIPANTS OF DTC WILL DISTRIBUTE TO THE BENEFICIAL OWNERS OF THE BONDS AND NOTES (1) PAYMENTS OF PRINCIPAL OF OR INTEREST ON THE BONDS AND NOTES (2) CONFIRMATIONS OF THEIR OWNERSHIP INTERESTS IN THE BONDS AND NOTES OR (3) OTHER NOTICES SENT TO DTC OR CEDE & CO., ITS PARTNERSHIP NOMINEE, AS THE REGISTERED OWNER OF THE BONDS AND NOTES, OR THAT THEY WILL DO SO ON A TIMELY BASIS, OR THAT DTC, DIRECT PARTICIPANTS OR INDIRECT PARTICIPANTS WILL SERVE AND ACT IN THE MANNER DESCRIBED IN THIS OFFICIAL STATEMENT.

THE DISTRICT WILL NOT HAVE ANY RESPONSIBILITY OR OBLIGATIONS TO DTC, THE DIRECT PARTICIPANTS, THE INDIRECT PARTICIPANTS OF DTC OR THE BENEFICIAL OWNERS WITH RESPECT TO (1) THE ACCURACY OF ANY RECORDS MAINTAINED BY DTC OR ANY DIRECT PARTICIPANTS OR INDIRECT PARTICIPANTS OF DTC; (2) THE PAYMENT BY DTC OR ANY DIRECT PARTICIPANTS OR INDIRECT PARTICIPANTS OF DTC OF ANY AMOUNT DUE TO ANY BENEFICIAL OWNER IN RESPECT OF THE PRINCIPAL AMOUNT OF OR INTEREST ON THE BONDS AND NOTES; (3) THE DELIVERY BY DTC OR ANY DIRECT PARTICIPANTS OR INDIRECT PARTICIPANTS OF DTC OF ANY NOTICE TO ANY BENEFICIAL OWNER THAT IS REQUIRED OR PERMITTED TO BE GIVEN TO OWNERS; OR (4) ANY CONSENT GIVEN OR OTHER ACTION TAKEN BY DTC AS THE REGISTERED HOLDER OF THE BONDS AND NOTES.

THE INFORMATION CONTAINED HEREIN CONCERNING DTC AND ITS BOOK-ENTRY SYSTEM HAS BEEN OBTAINED FROM DTC AND THE DISTRICT MAKES NO REPRESENTATION AS TO THE COMPLETENESS OR THE ACCURACY OF SUCH INFORMATION OR AS TO THE ABSENCE OF MATERIAL ADVERSE CHANGES IN SUCH INFORMATION SUBSEQUENT TO THE DATE HEREOF.

Certificated Bonds

DTC may discontinue providing its services with respect to the Bonds at any time by giving notice to the District and discharging its responsibilities with respect thereto under applicable law, or the District may terminate its participation in the system of book-entry-only transfers through DTC at any time. In the event that such book-entry-only system is discontinued, the following provisions will apply: the Bonds will be issued in fully registered form in denominations of \$5,000 each or any integral multiple thereof, except for one necessary odd denomination which is or includes \$8,540 with respect to the 2024 maturity, for any single maturity, except for one necessary odd denomination. Principal of the Bonds when due will be payable upon presentation at the office of a bank or trust company located and authorized to do business in the State as a fiscal agent bank to be named by the District upon termination of the book-entry-only system. Interest on the Bonds will be payable on September 15, 2024 and semi-annually thereafter on March 15 and September 15 in each year until maturity. Such interest will be payable by check drawn on the fiscal agent and mailed to the registered owner on each interest payment date at the address as shown on the registration books of the fiscal agent as of the last business day of the calendar month preceding each such interest payment date. Bonds may be transferred or exchanged at no cost to the registered owner at any time prior to maturity at the office of the fiscal agent for Bonds of the same or any other authorized denomination or denominations in the same aggregate principal amount upon the terms set forth in the Bond Determinations Certificate of the President of the Board of Education authorizing the sale of the Bonds and fixing the details thereof and in accordance with the Local Finance Law. The fiscal agent shall not be obligated to make any such transfer or exchange of Bonds between the last day of the calendar month preceding an interest payment date and such interest payment date.

Certificated Notes

If the book-entry form is initially chosen by the purchaser(s) of the Notes, DTC may discontinue providing its services with respect to the Notes at any time by giving notice to the District and discharging its responsibilities with respect thereto under applicable law, or the District may terminate its participation in the system of book-entry-only system transfers through DTC at any time. In the event that a purchaser of the Notes elect to have the Notes issued in certificated form or if such book-entry-only system is utilized by a purchaser(s) of the Notes upon issuance and later discontinued, the following provisions will apply:

The Notes will be issued in registered form in denominations of \$5,000 or integral multiples thereof. Principal of and interest on the Notes will be payable at the option of the School District at the offices of the District or, at the option of the purchaser, at a principal corporate trust office of a bank or trust company located and authorized to do business in the State of New York to be named as fiscal agent by the District, with paying agent fees to be paid by the purchaser. The Notes will remain not subject to redemption prior to their stated final maturity date.

THE SCHOOL DISTRICT

General Information

The District, incorporated in 1953, is located in upstate New York. The District is rural and residential in nature. The District is made up of portions of the Towns of Amboy, Constantia, Hastings, Mexico, Palermo, Parish, Schroepfel and West Monroe in Oswego County; portions of the Towns of Cicero and Clay in Onondaga County; and a portion of the Town of Vienna in Oneida County (collectively, the “Towns”).

Major highways serving the District include Interstate 81, extending north to Canada and south to Tennessee, which bisects the District, and the New York State Thruway, which can be accessed via Syracuse interchanges. The City of Syracuse lies approximately 20 miles to the south, the City of Oswego 15 miles to the west and the City of Watertown 50 miles to the north.

Water service is provided to residents through the Onondaga County Water Authority and the Village of Central Square. Electric and Gas is provided by National Grid. The Towns of Cicero, Clay and Hastings, and the Village of Central Square provide sewer services. Fire protection is provided by local volunteer Fire Departments in each Town and Police protection is provided by County Sheriffs and the New York State Police.

The District provides public education for grades Pre-K through 12. Opportunities for higher education include SUNY Oswego in Oswego, Syracuse University in Syracuse and Onondaga Community College in Syracuse.

Banking services are provided within the District by offices of JP Morgan Chase Bank, N.A. and Pathfinder Bank.

Source: District officials.

District Population

The 2021 estimated population of the District is 25,758. (Source: U.S. Census Bureau, 2017-2021 American Community Survey data)

Larger Employers

The following are the five larger employers located within or in close proximity to the District.

<u>Name</u>	<u>Type</u>	<u>Employees</u>
Exelon Generation	Utility	1,525
SUNY Oswego	Education	1,458
Novelis	Manufacturing	1,186
Oswego Health, Inc.	Health Care	1,025
Oswego County Government	Government	1,008

Source: Oswego County Business Guide.

Selected Wealth and Income Indicators

Per capita income statistics are not available for the District as such. The smallest areas for which such statistics are available, which include the District, are the Towns and Counties listed below. The figures set below with respect to such Towns and Counties are included for information only. It should not be inferred from the inclusion of such data in the Official Statement that the Towns or Counties are necessarily representative of the District, or vice versa.

	<u>Per Capita Income</u>			<u>Median Family Income</u>		
	<u>2000</u>	<u>2006-2010</u>	<u>2017-2021</u>	<u>2000</u>	<u>2006-2010</u>	<u>2017-2021</u>
Towns of:						
Amboy	\$ 14,698	\$ 20,025	\$ 25,580	\$ 34,702	\$ 46,310	\$ 71,806
Constantia	15,818	22,048	38,004	45,373	62,606	99,625
Hastings	17,931	24,236	35,855	46,722	65,521	86,250
Mexico	17,498	24,523	34,848	46,852	57,832	81,786
Palermo	17,229	23,599	30,309	46,190	63,062	73,221
Parish	16,149	21,472	34,209	40,926	56,500	73,105
Schroepfel	17,581	22,686	34,558	45,766	56,433	75,585
West Monroe	16,534	21,350	40,234	47,019	52,645	93,531
Cicero	21,527	29,393	38,981	57,531	74,792	95,936
Clay	22,011	28,637	38,948	57,493	74,777	98,761
Vienna	17,195	22,896	33,408	43,871	55,508	76,537
Counties of:						
Oswego	16,853	21,604	30,034	43,821	56,364	75,913
Onondaga	21,336	27,037	37,634	51,876	65,929	86,632
Oneida	18,516	23,458	34,650	45,341	58,017	78,281
State of:						
New York	23,389	30,948	43,078	51,691	67,405	92,454

Note: 2018-2022 American Community Survey estimates are not available as of the date of this Official Statement.

Source: U.S. Census Bureau, 2000 census, 2006-2010 and 2017-2021 American Community Survey data.

Unemployment and Employment Rate Statistics

Unemployment statistics are not available for the District as such. The smallest areas for which such statistics are available (which include the District) are the Counties of Franklin and St. Lawrence. The information set forth below with respect to the Counties and the State is included for informational purposes only. It should not be implied from the inclusion of such data in this Official Statement that the Counties or the State are necessarily representative of the District, or vice versa.

	<u>Annual Average</u>						
	<u>2016</u>	<u>2017</u>	<u>2018</u>	<u>2019</u>	<u>2020</u>	<u>2021</u>	<u>2022</u>
Oswego County	6.6%	6.4%	5.4	5.2%	8.6%	5.5%	4.0%
Onondaga County	4.6	4.6	4.0	3.8	8.0	4.9	3.3
Oneida County	4.9	5.0	4.4	4.1	7.8	5.1	3.5
New York State	4.8	4.7	4.1	3.8	9.9	7.0	4.3

	<u>2023 Monthly Figures</u>								
	<u>Jan</u>	<u>Feb</u>	<u>Mar</u>	<u>Apr</u>	<u>May</u>	<u>Jun</u>	<u>July</u>	<u>Aug</u>	<u>Sep</u>
Oswego County	5.3%	4.7%	4.2%	3.1%	3.5%	3.7%	3.6%	N/A	N/A
Onondaga County	3.8	3.5	3.1	2.5	2.9	3.1	3.0	N/A	N/A
Oneida County	4.3	3.9	3.4	2.7	3.1	3.3	3.2	N/A	N/A
New York State	4.6	4.5	4.0	3.7	3.8	4.2	4.1	N/A	N/A

Note: Certain unemployment rates for the months of August and September 2023 are not available as of the date of this Official Statement.

Source: Department of Labor, State of New York. (Note: Figures not seasonally adjusted).

Form of School Government

The Board of Education, which is the policy-making body of the District, consists of nine members with overlapping three-year terms so that as nearly as possible an equal number is elected to the Board each year. Each Board member must be a qualified voter of the District and no Board member may hold certain other district offices or positions while serving on the Board of Education. The President and the Vice President are selected by the Board members.

Budgetary Procedures and Recent Budget Votes

Pursuant to the Education Law, the Board of Education annually prepares or causes to be prepared, a budget for the ensuing fiscal year. A public hearing on such budget is held not less than seven days and not more than fourteen days prior to the vote. The Board of Education causes notice of such public hearing to be published four times beginning seven weeks prior to the vote. After the public hearing, but not less than six days prior to the budget vote, the District must mail a school budget notice to all qualified voters which contains the total budget amount, the dollar and percentage increase or decrease in the proposed budget (or contingency budget) as compared to the current budget, the percentage increase or decrease in the consumer price index, the estimated property tax levy, the basic STAR exemption impact and the date, time and place of the vote.

After the budget hearing and subsequent notice, a referendum upon the question of the adoption of the budget is held on the third Tuesday in May each year. All qualified District residents are eligible to participate.

Pursuant to Chapter 97 of the Laws of 2011 (“Chapter 97”), beginning with the 2012 – 2013 fiscal year, if the proposed budget requires a tax levy increase that does not exceed the lesser of 2% or the rate of inflation (the “School District Tax Cap”), then a majority vote is required for approval. If the proposed budget requires a tax levy that exceeds the School District Tax Cap, the budget proposition must include special language and a 60% vote is required for approval. Any separate proposition that would cause the School District to exceed the School District Tax Cap must receive at least 60% voter approval.

If the proposed budget is not approved by the required margin, the Board of Education may resubmit the original budget or a revised budget to the voters on the 3rd Tuesday in June, or adopt a contingency budget (which would provide for ordinary contingent expenses, including debt service) that levies a tax levy no greater than that of the prior fiscal year (i.e. a 0% increase in the tax levy).

If the resubmitted and/or revised budget is not approved by the required margin, the Board of Education must adopt a budget that requires a tax levy no greater than that of the prior fiscal year (i.e. a 0% increase in the tax levy). For a complete discussion of Chapter 97, see “TAX LEVY LIMITATION LAW” herein.

Recent Budget Vote Results

The budget for the 2022–23 fiscal year was approved by the qualified voters on May 17, 2022 by a vote of 418 to 117 by absentee ballot. The District’s adopted budget for 2022-23 fiscal year remained within the Tax Cap imposed by Chapter 97 of the Laws of 2011. The budget called for no levy increase, which was below the District tax levy limit of 4.23%.

The budget for the 2023–24 fiscal year was approved by the qualified voters on May 16, 2023 by a vote of 333 to 152. The District’s adopted budget for 2023-24 fiscal year remained within the Tax Cap imposed by Chapter 97 of the Laws of 2011. The budget called for a total tax levy increase of 2.84%, which was equal District tax levy limit of 2.84%.

Investment Policy

Pursuant to the statutes of the State of New York, the District is permitted to invest only in the following investments: (1) special time deposits or certificates of deposits in a bank or trust company located and authorized to do business in the State of New York; (2) obligations of the United States of America; (3) obligations guaranteed by agencies of the United States of America where the payment of principal and interest is guaranteed by the United States of America; (4) obligations of the State of New York; (5) with the approval of the New York State Comptroller, tax anticipation notes and revenue anticipation notes issued by any New York municipality or district corporation, other than the District; (6) obligations of a New York public corporation which are made lawful investments by the District pursuant to another provision of law; (7) certain certificates of participation issued on behalf of political subdivisions of the State of New York; and, (8) in the case of District moneys held in certain reserve funds established pursuant to law, obligations issued by the District. These statutes further require that all bank deposits, in excess of the amount insured under the Federal Deposit Insurance Act, be secured by either a pledge of eligible securities, an eligible surety bond or an eligible letter of credit, as those terms are defined in the law.

Consistent with the above statutory limitations, it is the District's current policy to invest in: (1) savings accounts or money market accounts of designated banks; (2) certificates of deposit issued by a bank or trust company located in and authorized to do business in New York State; (3) demand deposit accounts in a bank or trust company located in and authorized to do business in New York State; Obligations of New York State; Obligations of the United States Government (U.S. Treasury Bills and Notes); (4) repurchase agreements involving the purchase and sale of direct obligations of the United States; (5) all funds except reserve funds may be invested in revenue anticipation notes or tax anticipation notes of other school districts and municipalities, with the approval of the State Comptroller and (6) only reserve funds may be invested in obligations of the District.

State Aid

The District receives financial assistance from the State. In its adopted budget for the 2023-2024 fiscal year, approximately 62.87% of the revenues of the District are estimated to be received in the form of State aid. If the State should not adopt its budget in a timely manner, in any year, municipalities and school districts in the State, including the District, may be affected by a delay in the payment of State aid.

The State is not constitutionally obligated to maintain or continue State aid to the District. No assurance can be given that present State aid levels will be maintained in the future. State budgetary restrictions which could eliminate or substantially reduce State aid could have a material adverse effect upon the District, requiring either a counterbalancing increase in revenues from other sources to the extent available, or a curtailment of expenditures.

There can be no assurance that the State's financial position will not change materially and adversely from current projections. If this were to occur, the State would be required to take additional gap-closing actions. Such actions may include, but are not limited to: reductions in State agency operations; delays or reductions in payments to local governments or other recipients of State aid including school districts in the State. Reductions in the payment of State aid could adversely affect the financial condition of school districts in the State.

Should the District fail to receive State aid expected from the State in the amounts and at the times expected, occasioned by a delay in the payment of such monies or by a mid-year reduction in State aid, the District is authorized by the Local Finance Law to provide operating funds by borrowing in anticipation of the receipt of uncollected State aid.

In addition, the availability of State aid and the timeliness of payment of State aid to school districts could be affected by a delay in the adoption of the State budget. No assurance can be given that the State will not experience delays in the adoption of the budget in future fiscal years. Significant delays in the adoption of the State budget could result in delayed payment of State aid to school districts in the State which could adversely affect the financial condition of school districts in the State.

Federal Aid Received by the State

President Biden has signed into law the American Rescue Plan, a \$1.9 trillion COVID-19 relief package that includes \$350 billion to state, local and territorial governments to keep their frontline workers employed, distribute the vaccine, increase testing, reopen schools and maintain vital services. The American Rescue Plan also includes an additional \$1,400 payment to eligible individuals and families, enhanced unemployment aid, rental and utility assistance to low and moderate income households, an increase in food stamp benefits, additional funding for child care and an increase in child care tax credits.

The State receives a substantial amount of federal aid for other health care, education, transportation and other governmental purposes, as well as federal funding to respond to, and recover from, severe weather events and other disasters. Many of the policies that drive this federal aid may be subject to change under the federal administration and Congress. Current federal aid projections, and the assumptions on which they rely, are subject to revision in the future as a result of changes in federal policy, the general condition of the global and national economies and other circumstances, including the diversion of federal resources to address the current COVID-19 outbreak.

The District has been allocated \$8,863,783 under the American Rescue Plan (ARP) and \$3,383,739 under the Coronavirus Response and Relief Supplemental Appropriations Act (CRRSA). The District has received \$5,353,806 ARP funds and \$2,770,258 CRRSA funds as of June 30, 2023.

Reductions in Federal funding levels could have a materially adverse impact on the State budget. In addition to the potential fiscal impact of policies that may be proposed and adopted by the new administration and Congress, the State budget may be adversely affected by other actions taken by the Federal government, including audits, disallowances, and changes to Federal participation rates or other Medicaid rules.

Building Aid

A portion of the District's State aid consists of building aid which is related to outstanding indebtedness for capital project purposes. In order to receive building aid, the District must have building plans and specifications approved by the Facilities Planning Unit of the State Education Department. A maximum construction and incidental cost allowance is computed for each building project that takes into account a pupil construction cost allowance and assigned pupil capacity. For each project financed with debt obligations, a bond percentage is computed. The bond percentage is derived from the ratio of total approved cost allowances to the total principal borrowed. Approved cost allowances are estimated until a project final cost report is completed.

Building Aid is paid over fifteen years for reconstruction work, twenty years for building additions, or thirty years for new building construction. Building Aid for a specific building project is eligible to begin eighteen months after State Commissioner of Education approval date, for that project, and is paid over the previously described timeframe, assuming all necessary building aid forms are filed with the State in a timely manner. The building aid received is equal to the assumed debt service for that project, which factors in the bond percent, times the building aid ratio that is assigned to the District, and amortized over the predefined timeframe. The building aid ratio is calculated based on a formula that involves the full valuation per pupil in the District compared to a State-wide average.

Pursuant to the provisions of Chapter 760 of the Laws of 1963, the District is eligible to receive a Building Aid Estimate from the New York State Department of Education. Since the gross indebtedness of the District is within the debt limit, the District is not required to apply for a Building Aid Estimate. Based on 2023-2024 building aid ratios, the District State Building aid of approximately 88.2% for debt service on State Education Department approved expenditures from July 1, 2004 to the present.

The State building aid ratio is calculated each year based upon a formula which reflects Resident Weighted Average Daily Attendance (RWADA) and the full value per pupil compared with the State average. Consequently, the estimated aid will vary over the life of each issue. State building aid is further dependent upon the continued apportionment of funds by the State Legislature.

State aid history:

School district fiscal year (2018-2019): The State 2018-19 Enacted Budget included nearly \$1 billion in additional education funding, representing a 3.9% increase over 2017-18. Approximately \$859 million of that increase is comprised of traditional public school aid, including increased Foundation Aid and full-funding of expense-based aids. Formula-based school aid now stands at \$26.03 billion statewide, a 3.4% increase over the last year. The State 2018-19 Enacted Budget included an increase of \$618 million in Foundation Aid for school districts. Foundation Aid totaled nearly \$17.8 billion statewide. For the seventh consecutive year, the Foundation Aid increase was distributed using a one year, off formula methodology. The State 2018-19 Enacted Budget guaranteed that all school districts received an increase in Foundation Aid over their 2017-18 levels. \$50 million of the Foundation Aid increase was "set aside" for certain school districts to fund community schools. The State 2018-19 Enacted Budget fully funded all expense-based aid for 2018-19, including building, transportation, BOCES and special education aid. These categories serve as State reimbursements for school district expenses made in the prior year, based on school district-specific aid ratios. A total of \$240 million was approved for increases in all expense-based aids in 2018-19. The State 2018-19 Enacted Budget allows the Governor to reduce aid to school districts mid-year if receipts from the federal government were less than what was expected.

School district fiscal year (2019-2020): The State 2019-2020 Enacted Budget included a total of \$27.69 billion for School Aid, a year-to-year funding increase of \$956 million or 3.6 percent and will provide additional funding for Foundation Aid of \$338.0 million and \$409.65 million in reimbursements for expense-based aids. In addition, the 2019-2020 Enacted Budget increases the Community Schools set-aside funding amount by \$49.99 million to a total of \$250.0 million. This increased funding is targeted to districts with failing schools and/or districts experiencing significant growth in English language learners. The State 2019-2020 Enacted Budget increases the minimum community schools funding amount from \$75,000 to \$100,000. This ensures all high-need districts across the State can apply the funds to a wide-range of activities.

School district fiscal year (2020-2021): Due to the anticipated impact of the COVID-19 pandemic on State revenues, State aid in the State's 2020-2021 Enacted Budget was 3.7 percent lower than in the State's 2019-2020 Enacted Budget but was offset in part with increased federal support. This reduction in State Operating Funds support was offset by approximately \$1.1 billion in funding provided to the State through the federal CARES Act, including the Elementary and Secondary School Emergency Education Relief Fund and the Governor's Emergency Education Relief Fund. With these federal funds, State aid in the school district fiscal year 2020-2021 was expected to total \$27.9 billion, an annual increase of approximately \$100 million or 0.4 percent. The State's 2020-2021 Enacted Budget continued prior year funding levels for existing programs, including Foundation Aid, Community Schools and Universal Prekindergarten. The 2020-2021 Enacted Budget also provided over \$200 million in support for competitive grant programs, including \$1 million for development of a new Civics Education

curriculum and \$10 million for a Student Mental Health program. Funding for expense-based aids, such as Building Aid, Transportation Aid, and Boards of Cooperative Educational Services (BOCES) Aid is continued under existing aid formulas. Out-year growth in School Aid reflected current projections of the ten-year average growth in State personal income. The State's 2020-2021 Enacted Budget authorized the State's Budget Director to make periodic adjustments to State Aid, in the event that actual State revenues come in below 99% percent of estimates or if actual disbursements exceed 101% of estimates. See "*State Aid*" herein for a discussion of this provision set forth in the State's 2020-2021 Enacted Budget.

School district fiscal year (2021-2022): The State's 2021-22 Budget includes \$29.5 billion in state aid to school districts, and significantly increased funding for schools and local governments, including a \$1.4 billion increase in Foundation Aid and a three-year phase-in of the full restoration to school districts of Foundation Aid that was initially promised in 2007. Additionally, the budget includes the use of \$13 billion of federal funds for emergency relief, along with the Governor's Emergency Education Relief, which includes, in part, the allocation of \$629 million to school districts as targeted grants in an effort to address learning loss as a result of the loss of enrichment and after-school activities. In addition, \$105 million of federal funds are to be allocated to expand full-day kindergarten programs. Under the budget, school districts are to be reimbursed for the cost of delivering school meals and instructional materials in connection with COVID-19-related school closures in spring 2020, along with the costs of keeping transportation employees and contractors on stand-by during the short-term school closures prior to the announcement of the closure of schools for the remainder of the 2019-20 year.

School district fiscal year (2022-2023): The State's 2022-23 Enacted Budget provides \$31.5 billion in State funding to school districts for the 2022-23 school year, the highest level of State aid ever. This represents an increase of \$2.1 billion or 7.2 percent compared to the 2021-22 school year, and includes a \$1.5 billion or 7.7 percent Foundation Aid increase. The State's 2022-23 Enacted Budget also programs \$14 billion of federal Elementary and Secondary School Emergency Relief and Governor's Emergency Education Relief funds to public schools. This funding, available for use over multiple years, is designed to assist public schools to reopen for in-person instruction, address learning loss, and respond to students' academic, social, and emotional needs due to the disruptions of the COVID-19 pandemic. The State's 2022-23 Enacted Budget allocates \$100 million over two years for a new State matching fund for school districts with the highest needs to support efforts to address student well-being and learning loss. In addition, the State's 2022-23 Enacted Budget increases federal funds by \$125 million to expand access to full-day prekindergarten programs for four-year-old children in school districts statewide in the 2022-23 school year.

School district fiscal year (2023-2024): The State's Budget for fiscal 2023-24 was enacted on May 2, 2024 and provides for a total of \$34 billion in State funding to school districts for the 2023-24 school year. The enacted budget for fiscal 2023-24 represents a \$3.2 billion or 10.4% increase in State funding for education, and includes a \$2.629 billion, or 12.3% percent Foundation Aid increase.

State Aid Litigation

In January 2001, the State Supreme Court issued a decision in *Campaign for Fiscal Equity v. New York* mandating that the system of apportionment of State aid to school districts within the State be restructured by the Governor and the State Legislature. On June 25, 2002, the Appellate Division of the State Supreme Court reversed that decision. On June 26, 2003, the State Court of Appeals, the highest court in the State, reversed the Appellate Division, holding that the State must, by July 30, 2004, ascertain the actual cost of providing a sound basic education, enact reforms to the system of school funding and ensure a system of accountability for such reforms. The Court of Appeals further modified the decision of the Appellate Division by deciding against a Statewide remedy and instead limited its ruling solely to the New York City school system.

After further litigation, on appeal in 2006, the Court of Appeals held that \$1.93 billion of additional funds for the New York City schools – as initially proposed by the Governor and presented to the Legislature as an amount sufficient to provide a sound basic education – was reasonably determined. State legislative reforms in the wake of The *Campaign for Fiscal Equity* decision included increased accountability for expenditure of State funds and collapsing over 30 categories of school aid for school districts in the State into one classroom operating formula referred to as foundation aid. The stated purpose of foundation aid is to prioritize funding distribution based upon student need. As a result of the Court of Appeals ruling schools were to receive \$5.5 billion increase in foundation aid over a four fiscal year phase-in covering 2007 to 2011.

In school district fiscal year 2009-2010, foundation aid funding was frozen by the State Legislature to the prior fiscal year level, and in the fiscal year thereafter foundation aid funding was reduced through a "gap elimination adjustment" as described above, and other aid adjustments. The final phase of foundation aid is now scheduled to occur as listed below.

A case related to the *Campaign for Fiscal Equity, Inc. v. State of New York* was heard on appeal on May 30, 2017 in *New Yorkers for Students' Educational Rights v. State of New York* ("NYSER") and a consolidated case on the right to a sound basic education. The NYSER lawsuit asserts that the State has failed to comply with the original decision in the Court of Appeals in the Campaign for Fiscal Equity case, and asks the Court of Appeals to require the State to develop new methodologies, formulas and mechanisms for determining State aid, to fully fund the foundation aid formula, to eliminate the

supermajority requirement for voter approval of budgets which increase school district property tax levies above the property tax cap limitation, and related matters. On June 27, 2017, the Court of Appeals held that the plaintiffs causes of action were properly dismissed by the earlier Appellate Division decision except insofar as two causes of action regarding accountability mechanisms and sufficient State funding for a “sound basic education” as applicable solely to the school districts in New York City and Syracuse. The Court emphasized its previous ruling in the CFE case that absent “gross education inadequacies”, claims regarding state funding for a “sound basic education” must be made on a district-by-district basis based on the specific facts therein. On October 14, 2021 Governor Kathy Hochul announced that New York State has reached an agreement to settle and discontinue the New Yorkers for Students' Educational Rights v. New York State case, following through on the State's commitment to fully fund the current Foundation Aid formula to New York's school districts over three years and ending the State's prior opposition to providing this much-needed funding to our students. The litigation, which has been ongoing since 2014, sought to require New York State to fully fund the Foundation Aid formula that was put into place following the historic Campaign for Fiscal Equity cases, and had been previously opposed by the State. Foundation Aid was created in 2007, and takes school district wealth and student need into account to create an equitable distribution of state funding to schools. However, New York State has never fully funded Foundation Aid. The new settlement requires New York State to phase-in full funding of Foundation Aid by the FY 2024 budget. In the FY 2022 Enacted State Budget approved in April, the Executive and Legislature agreed to fully fund Foundation Aid by the FY 2024 budget and enshrined this commitment into law. A breakdown of currently anticipated Foundation Aid funding is available below:

- FY 2022: \$19.8 billion, covering 30% of the existing shortfall
- FY 2023: Approximately \$21.3 billion, covering 50% of the anticipated shortfall
- FY 2024: Approximately \$23.2 billion, eliminating the anticipated shortfall, and funding the full amount of Foundation Aid for all school districts

State Aid Revenues

The following table illustrates the percentage of total General Fund revenues of the District for each of the last five completed fiscal years, as well as budgeted figures for the 2022-23 and 2023-24 fiscal years comprised of State aid.

<u>Fiscal Year</u>	<u>Total Revenues</u>	<u>Total State Aid</u>	<u>Percentage of Total Revenues Consisting of State Aid</u>
2017-2018	\$ 73,699,832	\$ 44,323,332	60.14%
2018-2019	75,458,861	44,377,354	58.81
2019-2020	80,050,642	46,527,374	58.12
2020-2021	80,554,719	47,145,373	58.57
2021-2022	81,096,481	49,112,569	60.56
2022-2023 (Budgeted)	87,046,056	54,463,129	62.57
2022-2023 (Unaudited)	87,358,436	54,938,901	60.84
2023-2024 (Budgeted)	90,045,211	56,611,369	62.87

Source: 2017-18 through and including the 2021-22 audited financial statements of the District and the adopted budgets for the 2022-23 and 2023-24 fiscal years, and the unaudited figures for 2022-2023. This table is not audited.

Note: Unaudited figures are estimates of the District and are subject to change.

District Facilities

<u>Name</u>	<u>Grades</u>	<u>Capacity</u>	<u>Year(s) Built/Additions</u>
P.V. Moore High School	9-12	1,640	1953, '96
Middle School	6-8	1,357	1991
Brewerton Elementary School	K-5	450	1952, '91
A.A. Cole Elementary School	K-5	396	1958, '91
Hastings-Mallory Elementary School	K-5	447	1968, '89
Millard Hawk Elementary School	K-2	542	1964, '92

Source: District officials.

Enrollment Trends

<u>School Year</u>	<u>Actual Enrollment</u>	<u>School Year</u>	<u>Projected Enrollment</u>
2019-2020	3,598	2024-2025	3,400
2020-2021	3,475	2025-2026	3,400
2021-2022	3,479	2026-2027	3,400
2022-2023	3,467	2027-2028	3,400
2023-2024	3,439	2028-2029	3,400

Source: District officials.

Employees

The District employs approximately 708 full-time and 16 part-time employees with representation by the various bargaining units listed below:

<u>Number of Employees</u>	<u>Bargaining Unit</u>	<u>Contract Expiration Date</u>
330	Central Square Teachers' Association	June 30, 2026
135	Aides and Assistants	June 30, 2024
90	Bus Drivers and Monitors	June 30, 2027
59	Service and Maintenance	June 30, 2027
28	School Lunch	June 30, 2027
21	Clerical	June 30, 2027
20	Monitors	June 30, 2027
14	District Office Clerical Staff	June 30, 2027
15	Administrators - Principals	June 30, 2026
14	Non-Instructional Supervisors	June 30, 2026
7	Nurses	June 30, 2027
6	Management Confidential	June 30, 2026
3	Confidential Clerical Staff	June 30, 2026

Source: District officials.

Status and Financing of Employee Pension Benefits

Substantially all employees of the District are members of either the New York State and Local Employees' Retirement System ("ERS") (for non-teaching and non-certified administrative employees) or the New York State Teachers' Retirement System ("TRS") (for teachers and certified administrators). (Both Systems are referred to together hereinafter as the "Retirement Systems" where appropriate.) These Retirement Systems are cost-sharing multiple public employer retirement systems. The obligation of employers and employees to contribute and the benefits to employees are governed by the New York State Retirement and Social Security Law (the "Retirement System Law"). The Retirement Systems offer a wide range of plans and benefits which are related to years of service and final average salary, vesting of retirement benefits, death and disability benefits and optional methods of benefit payments. All benefits generally had vested after ten years of credited service; however, this was changed to five years as of April 9, 2022. The Retirement System Law generally provides that all participating employers in each retirement system are jointly and severally liable for any unfunded amounts. Such amounts are collected through annual billings to all participating employers. Generally, all employees, except certain part-time employees, participate in the Retirement Systems. The Retirement Systems are non-contributory with respect to members hired prior to July 27, 1976. All members working less than ten years must contribute 3% (ERS) or 3.5% (TRS) of gross annual salary towards the cost of retirement programs.

On December 12, 2009, a new Tier V was signed into law. The legislation created a new Tier V pension level, the most significant reform of the State's pension system in more than a quarter-century. Key components of Tier V include:

- Raising the minimum age at which most civilians can retire without penalty from 55 to 62 and imposing a penalty of up to 38% for any civilian who retires prior to age 62.
- Requiring ERS employees to continue contributing 3% of their salaries and TRS employees to continue contributing 3.5% toward pension costs so long as they accumulate additional pension credits.
- Increasing the minimum years of service required to draw a pension from 5 years to 10 years, which has since been changed to 5 years as of April 9, 2022 (for both Tier V and Tier VI).
- Capping the amount of overtime that can be considered in the calculation of pension benefits for civilians at \$15,000 per year, and for police and firefighters at 15% of non-overtime wages.

On March 16, 2012, the Governor signed into law the new Tier VI pension program, effective for new ERS and TRS employees hired after April 1, 2012. The Tier VI legislation provides for increased employee contribution rates of between 3% and 6% and contributions at such rates continue so long as such employee continues to accumulate pension credits, an increase in the retirement age from 62 years to 63 years, a readjustment of the pension multiplier, and a change in the time period for the final average salary calculation from 3 years to 5 years. Tier VI employees would vest in the system after ten years of employment; and employees will continue to make employee contribution throughout employment. As of April 9, 2022, vesting requirements were modified, resulting in employees becoming vested after five years.

The District is required to contribute at an actuarially determined rate. The actual contributions for the last five years, budgeted figures for the 2022-2023 fiscal year, unaudited figures for the 2022-2023 fiscal year and budgeted figures for the 2023-24 fiscal year are as follows:

<u>Fiscal Year</u>	<u>ERS</u>	<u>TRS</u>
2017-2018	\$ 1,268,701	\$ 3,159,124
2018-2019	1,311,696	2,715,750
2019-2020	1,289,913	3,034,500
2020-2021	1,388,003	2,662,108
2021-2022	1,460,769	2,812,761
2022-2023 (Budgeted)	1,675,000	2,875,000
2022-2023 (Unaudited)	1,129,667	3,235,717
2023-2024 (Budgeted)	1,675,000	3,050,000

Source: District officials.

Pursuant to various laws enacted between 1991 and 2002, the State Legislature authorized local governments to make available certain early retirement incentive programs to its employees. The District does not currently have early retirement incentive programs for its employees.

Historical Trends and Contribution Rates. Historically there has been a State mandate requiring full (100%) funding of the annual actuarially required local governmental contribution out of current budgetary appropriations. With the strong performance of the Retirement System in the 1990s, the locally required annual contribution declined to zero. However, with the subsequent decline in the equity markets, the pension system became underfunded. As a result, required contributions increased substantially to 15% to 20% of payroll for the employees' and the police and fire retirement systems, respectively. Wide swings in the contribution rate resulted in budgetary planning problems for many participating local governments.

A chart of average ERS and TRS rates as a percent of payroll (2019-20 to 2023-24) is shown below:

<u>Fiscal Year</u>	<u>ERS</u>	<u>TRS</u>
2019-20	14.6%	8.86%
2020-21	14.6	9.53
2021-22	16.2	9.80
2022-23	11.6	10.29
2023-24	13.1	9.76

In 2003, Chapter 49 of the Laws of 2003 amended the Retirement and Social Security Law and the Local Finance Law. The amendments empowered the State Comptroller to implement a comprehensive structural reform program for ERS. The reform program established a minimum contribution for any local governmental employer equal to 4.5% of pensionable salaries for bills which were due December 15, 2003 and for all fiscal years thereafter, as a minimum annual contribution where the actual rate would otherwise be 4.5% or less due to the investment performance of the fund. In addition, the reform program instituted a billing system to match the budget cycle of municipalities and school districts that will advise such employers over one year in advance concerning actual pension contribution rates for the next annual billing cycle. Under the previous method, the requisite ERS contributions for a fiscal year could not be determined until after the local budget adoption process was complete. Under the new system, a contribution for a given fiscal year is based on the valuation of the pension fund on the prior April 1 of the calendar year preceding the contribution due date instead of the following April 1 in the year of contribution so that the exact amount may now be included in a budget.

Chapter 57 of the Laws of 2010 (Part TT) amended the Retirement and Social Security Law to authorize participating employers, if they so elect, to amortize an eligible portion of their annual required contributions to ERS when employer contribution rates rise above certain levels. The option to amortize the eligible portion began with the annual contribution due February 1, 2011. The amortizable portion of an annual required contribution is based on a “graded” rate by the State Comptroller in accordance with formulas provided in Chapter 57. Amortized contributions are to be paid in equal annual installments over a ten-year period, but may be prepaid at any time. Interest is to be charged on the unpaid amortized portion at a rate to be determined by the State Comptroller, which approximates a market rate of return on taxable fixed rate securities of a comparable duration issued by comparable issuers. The interest rate is established annually for that year’s amortized amount and then applies to the entire ten years of the amortization cycle of that amount. When in any fiscal year, the participating employer’s graded payment eliminates all balances owed on prior amortized amounts, any remaining graded payments are to be paid into an employer contribution reserve fund established by the State Comptroller for the employer, to the extent that amortizing employer has no currently unpaid prior amortized amounts, for future such use.

The District is not amortizing any pension payments, nor does it intend to do so in the foreseeable future.

Stable Rate Pension Contribution Option: The 2013-14 State Budget included a provision that provides local governments and school districts, including the District, with the option to “lock-in” long-term, stable rate pension contributions for a period of years determined by the State Comptroller and ERS and TRS. The stable rates would be 12% for ERS and 14% for TRS. The pension contribution rates under this program would reduce near-term payments for employers, but will require higher than normal contributions in later years.

The District did not participate in the Stable Rate Pension Contribution Option, nor does it intend to do so in the foreseeable future.

The investment of monies, and assumptions underlying same, of the Retirement Systems covering the District’s employees is not subject to the direction of the District. Thus, it is not possible to predict, control or prepare for future unfunded accrued actuarial liabilities of the Retirement Systems (“UAALs”). The UAAL is the difference between total actuarially accrued liabilities and actuarially calculated assets available for the payment of such benefits. The UAAL is based on assumptions as to retirement age, mortality, projected salary increases attributed to inflation, across-the-board raises and merit raises, increases in retirement benefits, cost-of-living adjustments, valuation of current assets, investment return and other matters. Such UAALs could be substantial in the future, requiring significantly increased contributions from the District which could affect other budgetary matters. Concerned investors should contact the Retirement Systems administrative staff for further information on the latest actuarial valuations of the Retirement Systems.

The State’s 2019-2020 Enacted Budget, which was signed into law as Chapter 59 of the Laws of 2019, includes a provision that will allow school districts in the State to establish a reserve fund for the purpose of funding the cost of TRS contributions, as a sub-fund of retirement contribution reserve funds presently authorized for amounts payable to the ERS by a school district. School districts will be permitted to pay into such reserve fund during any particular fiscal year, an amount not to exceed two percent of the total compensation or salaries of all district-employed teachers who are members of the TRS paid during the immediately preceding fiscal year; provided that the balance of such fund may not exceed ten percent of the total compensation or salaries of all district-employed teachers who are members of the TRS paid during the immediately preceding fiscal year. The District has established a TRS reserve fund and has funded it with \$1,116,617 to date. The District has established an ERS Reserve fund and has funded it with \$1,679,833 to date.

Other Post-Employment Benefits

Healthcare Benefits. It should also be noted that the District provides employment healthcare benefits to various categories of former employees. These costs may be expected to rise substantially in the future. There is now an accounting rule that requires governmental entities, such as the District, to account for employment healthcare benefits as it accounts for vested pension benefits.

School districts and Boards of Cooperative Educational Services, unlike other municipal units of government in the State, have been prohibited from reducing health benefits received by or increasing health care contributions paid by retirees below the level of benefits or contributions afforded to or required from active employees since the implementation of Chapter 729 of the Laws of 1994. Legislative attempts to provide similar protection to retirees of other local units of government in the State have not succeeded as of this date. Nevertheless, many such retirees of all varieties of municipal units in the State do presently receive such benefits.

OPEB. OPEB refers to "other post-employment benefits," meaning other than pension benefits, disability benefits and OPEB consist primarily of health care benefits, and may include other benefits such as disability benefits and life insurance. Until now, these benefits have generally been administered on a pay-as-you-go basis and have not been reported as a liability on governmental financial statements.

GASB 75. In 2015, the Governmental Accounting Standards Board ("GASB") released new accounting standards for public Other Post-Employment Benefits ("OPEB") plans and participating employers. These standards, GASB Statement No. 75, *Accounting and Financial Reporting for Postemployment Benefits Other Than Pensions* ("GASB 75"), have substantially revised the valuation and accounting requirements previously mandated under GASB Statements No. 43 and 45. For the fiscal year ended June 30, 2018, the District implemented GASB 75. The implementation of this statement requires districts to report OPEB liabilities, OPEB expenses, deferred outflow of resources and deferred inflow of resources related to OPEB. GASB Statement No. 75 replaced GASB Statement 45, which also required the District to calculate and report a net OPEB obligation. However, under GASB 45 districts could amortize the OPEB liability over a period of years, whereas GASB 75 requires districts to report the entire OPEB liability on the statement of net position.

The District contracted with Capital Region BOCES to calculate its actuarial valuation under GASB 75 for the fiscal years ending June 30, 2021 and June 30, 2022.

The following outlines the changes to the Total OPEB Liability during the past two fiscal years, by source.

	Balance beginning at:	July 1, 2020	July 1, 2021
		\$ 220,498,316	\$ 188,029,781
Changes for the year:			
Service cost		9,231,595	7,404,512
Interest on total OPEB liability		5,035,854	4,180,500
Changes in Benefit Terms		-	-
Differences between expected and actual experience		(3,253,106)	544,541
Changes in Assumptions or other inputs		(39,735,999)	(44,928,281)
Benefit payments		(3,746,879)	(3,805,593)
Net Changes		\$ (32,468,535)	\$ (36,604,321)
	Balance ending at:	June 30, 2021	June 30, 2022
		\$ 188,029,781	\$ 151,425,460

Note: The above table is not audited. For additional information see "APPENDIX – G" attached hereto.

There is no authority in current State law to establish a trust account or reserve fund for this liability. The District has reserved \$0 towards its OPEB liability. The District funds this liability on a pay-as-you-go basis.

The District's unfunded actuarial accrued OPEB liability could have a material adverse impact upon the District's finances and could force the District to reduce services, raise taxes or both.

Actuarial valuation will be required every 2 years for OPEB plans with more than 200 members, every 3 years if there are fewer than 200 members.

THE REMAINDER OF THIS PAGE IS LEFT INTENTIONALLY BLANK

Financial Statements

The District retains independent Certified Public Accountants. The last audit report covers the period ending June 30, 2022 and is attached hereto as "APPENDIX – G". The audit report covering the period ending June 30, 2023 is not available as of the date of this Official Statement. In addition, the State Comptroller's office, i.e., the Department of Audit and Control, periodically performs a compliance review to ascertain whether the District has complied with the requirements of various State and Federal statutes. See "New York State Comptroller Report of Examination" herein. Certain financial information of the District can be found attached as Appendices to the Official Statement.

The District complies with the Uniform System of Accounts as prescribed for school districts in New York State by the State. This system differs from generally accepted accounting principles as prescribed by the American Institute of Certified Public Accountants' Industry Audit Guide, "Audits of State and Local Governmental Units", and codified in Government Accounting, Auditing and Financial Reporting (GAAFR), published by the Governmental Accounting Standards Board (GASB).

Beginning with the fiscal year ending June 30, 2003, the District issues its financial statements in accordance with GASB Statement No. 34. This statement includes reporting of all assets including infrastructure and depreciation in the Government Wide Statement of Activities, as well as the Management's Discussion and Analysis.

Unaudited Results for Fiscal Year Ending June 30, 2023:

The District expects to conclude the fiscal year ending June 30, 2023 with an unappropriated unreserved fund balance of approximately \$4,500,000. Summary unaudited projected information for the General Fund for the period ending June 30, 2023 is as follows:

Projected Revenues:	\$87,345,000
Projected Expenditures:	84,922,500
Projected Excess (Deficit) Revenues Over Expenditures:	<u>\$2,422,500</u>
Total General Fund Balance at June 30, 2022:	\$16,099,056
Total Projected General Fund Balance at June 30, 2023:	18,521,556

2023 Estimated/Actual State Aid :\$55,100,665.

2023 Estimated/Actual Real Property Taxes :\$30,050,564.

Note: These projections are based upon certain current assumptions and estimates, and the audited results may vary therefrom.

Source: District Officials

New York State Comptroller Reports of Examination

The State Comptroller's office, i.e., the Department of Audit and Control, periodically performs a compliance review to ascertain whether the District has complied with the requirements of various State and Federal statutes. These audits can be found by visiting the Audits of Local Governments section of the Office of the State Comptroller website.

The State Comptroller's office released an audit report of the District on March 23, 2021. The purpose of the audit was to determine whether the District used its resources to maintain a website that provided the public with transparent and comprehensive financial information.

Key Findings:

District officials maintained a website but certain financial information was not posted, causing a lack of transparency. Information that was posted was limited in comprehensiveness. This prevents taxpayers and other interested parties from readily accessing and reviewing documents to make informed decisions.

Officials did not post the:

- Final annual budget and Office of the State Comptroller (OSC) audit report and corrective action plan (CAP).
- Comprehensive budget-to-actual results, appended property tax report card or transparent multiyear financial plan.

Key Recommendations:

Officials must post required information to the District website:

- Final annual budget, OSC audit report and CAP and a comprehensive appended property tax report card.

Officials should enhance transparency by:

- Posting all audit reports, CAPs and comprehensive budget-to-actual results, and the multiyear financial plan in a location easy to access.

The District provided a complete response to the State Comptroller's office on February 12, 2021. A copy of the complete report and response can be found via the website of the Office of the New York State Comptroller.

The State Comptroller's office also released an audit report of the District on March 10, 2023. The purpose of the audit was to determine whether Central Square Central School District (District) officials accurately reported fund balance, maintained surplus fund balance within the statutory limit and maintained reserve funds at reasonable levels.

Key Findings

District officials did not accurately report the District's surplus fund balance, maintain surplus fund balance within the statutory limit or maintain all reserve funds at reasonable levels. As a result, officials reduced the transparency of District finances and kept \$8 million from productive use. Although the District had relatively modest property tax increases each year, the increases may not have been necessary, considering the amount of excess surplus funds retained.

- The District's surplus fund balance exceeded the statutory limit by about \$8 million (9.2 percentage points) as of June 30, 2021. While officials reported that the District's surplus fund balance exceeded the legal limit by \$1.6 million, officials also overstated accrued liabilities, nonspendable fund balance and encumbrances, which resulted in surplus fund balance being underreported by about \$6.4 million.
- Officials could not provide us with evidence that the Board properly established the employee benefit accrued liability reserve. As of June 30, 2021, the reserve had a balance of \$3.6 million that exceeded the liabilities eligible to be paid from the reserve by \$1.5 million.

Key Recommendations

- Accurately report surplus fund balance.
- Comply with the statutory surplus fund balance limit.

District officials generally agreed with the recommendations and indicated that they planned to initiate corrective action.

There are no other State Comptrollers audits of the District nor any that are currently in progress or pending release.

Note: Reference to website implies no warranty of accuracy of information therein.

The State Comptroller's Fiscal Stress Monitoring System

The New York State Comptroller has reported that New York State's school districts and municipalities are facing significant fiscal challenges. As a result, the Office of the State Comptroller has developed a Fiscal Stress Monitoring System ("FSMS") to provide independent, objectively measured and quantifiable information to school district and municipal officials, taxpayers and policy makers regarding the various levels of fiscal stress under which the State's school districts and municipalities are operating.

The fiscal stress scores are based on financial information submitted as part of each school district's ST-3 report filed with the State Education Department annually, and each municipality's annual report filed with the State Comptroller. Using financial indicators that include year-end fund balance, cash position and patterns of operating deficits, the system creates an overall fiscal stress score which classifies whether a school district or municipality is in "Significant Fiscal Stress", in "Moderate Fiscal Stress," as "Susceptible Fiscal Stress" or "No Designation". Entities that do not accumulate the number of points that would place them in a stress category will receive a financial score but will be classified in a category of "No Designation." This classification should not be interpreted to imply that the entity is completely free of fiscal stress conditions. Rather, the entity's financial information, when objectively scored according to the FSMS criteria, did not generate sufficient points to place them in one of the three established stress categories.

The reports of the State Comptroller for the past four fiscal years of the District are as follows:

<u>Fiscal Year Ending In</u>	<u>Stress Designation</u>	<u>Fiscal Score</u>
2022	No Designation	6.7
2021	No Designation	0.0
2020	No Designation	0.0
2019	No Designation	0.0

Source: Website of the Office of the New York State Comptroller.

Note: Reference to website implies no warranty of accuracy of information therein.

Other Information

The statutory authority for the power to spend money for the object or purpose, or to accomplish the object or purpose, for which the Bonds and Notes are to be issued is the Education Law and the Local Finance Law.

The District is in compliance with the procedure for the publication of the estoppel notice of the Bonds and Notes as provided in Title 6 of Article 2 of the Local Finance Law.

No principal or interest upon any obligation of the District is past due.

The fiscal year of the District is July 1 to June 30.

Except for as shown under “STATUS OF INDEBTEDNESS – Estimated Overlapping Indebtedness”, this Official Statement does not include the financial data of any political subdivision having power to levy taxes within the District.

THE REMAINDER OF THIS PAGE IS LEFT INTENTIONALLY BLANK

TAX INFORMATION

Taxable Assessed Valuations

<u>Fiscal Year Ending June 30:</u>	<u>2020</u>	<u>2021</u>	<u>2022</u>	<u>2023</u>	<u>2024</u>
Towns of:					
Amboy	\$ 1,437,221	\$ 1,442,653	\$ 1,459,588	\$ 1,481,170	\$ 1,401,183
Constantia	280,397,367	281,841,732	284,788,994	287,050,873	287,582,792
Hastings	448,931,935	451,094,466	606,759,998	612,132,580	617,306,225
Mexico	1,314,724	1,315,441	1,345,659	1,327,781	1,327,781
Palermo	7,691,171	7,609,664	7,667,431	9,624,049	9,764,139
Parish	7,474,619	7,505,459	7,690,395	7,734,994	7,691,232
Schroeppel	4,318,834	4,333,787	4,341,780	4,349,229	4,293,451
West Monroe	233,731,734	235,112,778	236,280,162	264,128,664	298,799,126
Cicero	346,892,699	353,141,816	363,249,822	358,693,342	361,074,569
Clay	3,418,730	3,600,827	3,712,984	3,830,600	3,913,676
Vienna	23,467,772	23,479,109	23,741,271	23,692,163	23,992,482
Total Assessed Values	<u>\$ 1,359,076,806</u>	<u>\$ 1,370,477,732</u>	<u>\$ 1,541,038,084</u>	<u>\$ 1,574,045,445</u>	<u>\$ 1,617,146,656</u>

State Equalization Rates

Towns of:					
Amboy	100.00%	100.00%	92.00%	86.00%	73.00%
Constantia	95.00%	93.00%	91.00%	79.00%	65.00%
Hastings	91.00%	84.00%	100.00%	96.00%	86.00%
Mexico	92.00%	94.50%	91.00%	80.00%	70.00%
Palermo	97.00%	92.00%	92.00%	100.00%	88.00%
Parish	100.00%	94.00%	88.00%	84.00%	74.00%
Schroeppel	75.00%	75.00%	75.00%	65.00%	55.00%
West Monroe	100.00%	100.00%	100.00%	100.00%	100.00%
Cicero	100.00%	100.00%	96.00%	86.00%	72.00%
Clay	4.00%	3.95%	3.67%	3.34%	2.98%
Vienna	55.00%	53.00%	52.00%	47.00%	40.00%
Total Taxable Full Valuation	<u>\$ 1,521,276,655</u>	<u>\$ 1,588,656,766</u>	<u>\$ 1,707,135,390</u>	<u>\$ 1,876,210,579</u>	<u>\$ 2,184,948,901</u>

Source: District officials.

Tax Rate Per \$1,000 (Assessed)

<u>Fiscal Year Ending June 30:</u>	<u>2020</u>	<u>2021</u>	<u>2022</u>	<u>2023</u>	<u>2024</u>
Towns of:					
Amboy	\$ 18.95	\$ 18.84	\$ 19.05	\$ 18.55	\$ 19.29
Constantia	19.95	20.25	19.26	20.19	21.67
Hastings	20.82	22.42	17.53	16.61	16.37
Mexico	20.60	19.93	19.26	19.94	20.13
Palermo	19.54	20.47	19.05	15.95	16.00
Parish	18.95	20.04	19.92	18.99	19.03
Schroeppel	25.27	25.11	23.37	24.54	25.61
West Monroe	18.95	18.84	17.53	15.95	14.08
Cicero	18.95	18.84	18.26	18.55	19.56
Clay	473.76	476.84	477.60	477.50	472.63
Vienna	34.45	35.54	33.71	33.93	35.21

Source: District officials.

Tax Collection Procedure

Tax payments are due September 1st. There is no penalty charge for the first thirty days after taxes are due, but a 2% penalty is charged from October 1st to October 31st. After October 31st, uncollected bills are turned over to Oswego, Onondaga and Oneida Counties who collect from November 1st to November 30th with a 3% penalty. The District receives this amount from said Counties prior to the end of the District's fiscal year, thereby assuring 100% tax collection annually. Tax sales are held annually by said Counties.

Tax Levy and Tax Collection Record

<u>Fiscal Year Ending June 30:</u>	<u>2020</u>	<u>2021</u>	<u>2022</u>	<u>2023</u>	<u>2024</u>
Total Tax Levy	\$ 28,829,287	\$ 29,922,927	\$ 29,922,927	\$ 29,922,927	\$ 30,773,842
Amount Uncollected ⁽¹⁾	1,805,015	1,638,187	1,822,190	1,223,957	N/A
% Uncollected	6.26%	5.47%	6.09%	4.09%	N/A

(1) See "Tax Collection Procedure" herein.

Source: District officials.

Real Property Tax Revenues

The following table illustrates the percentage of total General Fund revenues of the School District for each of the last five completed fiscal years, as well as budgeted figures for the 2022-23 and 2023-24 fiscal years comprised of Real Property Taxes.

<u>Fiscal Year</u>	<u>Total Revenues</u>	<u>Total Real Property Taxes</u>	<u>Percentage of Total Revenues Consisting of Real Property Tax</u>
2017-2018	\$ 73,699,832	\$ 27,564,086	37.40%
2018-2019	75,458,861	28,160,866	37.32
2019-2020	80,050,642	28,939,318	36.15
2020-2021	80,554,719	29,994,824	37.24
2021-2022	81,096,481	30,038,691	37.04
2022-2023 (Budgeted)	87,046,056	29,922,927	34.38
2022-2023 (Unaudited)	87,358,436	30,005,025	34.34
2023-2024 (Budgeted)	90,045,211	30,733,842	34.18

Source: 2017-18 through and including the 2021-22 audited financial statements of the District and the adopted budgets for the 2022-23 and 2023-24 fiscal years, and the unaudited figures for 2022-2023. This table is not audited.

Note: Unaudited figures are estimates of the District and are subject to change.

Ten Larger Taxpayers – 2023 Assessment Roll for 2023-2024 District Tax Roll

<u>Name</u>	<u>Type</u>	<u>Taxable Assessed Valuation</u>
National Grid	Utility	\$30,305,311
Wal-Mart Stores	Retail	9,000,000
Weatherup, Thomas S.	Development/Retail	5,248,300
Roxbury Estate CPLLC	Mobile Home Park	4,333,700
CSX Transportation Inc.	Transportation	3,043,895
Winter Harbor LLC	Marina	2,919,000
East Coast/Country Gardens LLC	Mobile Home Park	2,750,000
Lyndon Lawn CP LLC	Mobile Home Park	2,430,900
United Mobile Homes of Buffalo	Mobile Home Park	2,764,000
Windstream	Utility	2,323,956

The ten larger taxpayers listed above have a total assessed valuation of \$65,119,062 which represents 4.03% of the tax base of the District.

As of the date of this Official Statement, the District does not currently have any pending or outstanding tax certioraris that are known or believed to have a material impact on the District.

Source: District officials.

Additional Tax Information

Real property located in the District is assessed by the Towns.

Senior citizens' exemptions are offered to those who qualify.

Total assessed valuation of the District is estimated to be categorized as follows: Residential-94%; Commercial- 4%; and Industrial- 2%.

The estimated total annual property tax bill of a \$150,000 market value residential property located in the District is approximately \$5,335 including county, town, School District and fire district taxes.

STAR – School Tax Exemption

The STAR (School Tax Relief) program provides State-funded exemptions from school property taxes to homeowners for their primary residences. School districts are reimbursed by the State for real property taxes exempted pursuant to the STAR Program.

Homeowners over 65 years of age with household adjusted gross incomes, less the taxable amount of total distributions from individual retirement accounts and individual retirement annuities (“STAR Adjusted Gross Income”) of \$93,200 or less in 2023-24, increased annually according to a cost of living adjustment, are eligible for a “full value” exemption of the first \$81,400 for the 2023-24 school year (adjusted annually). Other homeowners with household STAR Adjusted Gross income not in excess of \$250,000 (\$500,000 in the case of a STAR credit, as discussed below) are eligible for a \$30,000 “full value” exemption on their primary residence.

The 2022-23 Enacted State Budget provides \$2.2 billion in State funding for a new property tax relief credit, the Homeowner Tax Rebate Credit, for eligible low- and middle-income households, as well as eligible senior households. Under this program, basic STAR exemption and credit beneficiaries with incomes below \$250,000 and Enhanced STAR recipients are eligible for the property tax rebate where the benefit is a percentage of the homeowners’ existing STAR benefit.

The below table lists the basic and enhanced exemption amounts for the municipalities applicable to the District:

<u>Town of:</u>	<u>Enhanced Exemption</u>	<u>Basic Exemption</u>	<u>Date Certified</u>
Amboy	\$ 70,000	\$ 25,800	4/6/2023
Constantia	64,310	24,300	4/6/2023
Hastings	78,140	28,800	4/6/2023
Mexico	65,120	24,300	4/6/2023
Palermo	81,400	31,240	4/6/2023
Parish	68,380	25,200	4/6/2023
Schroeppel	52,910	20,030	4/6/2023
West Monroe	91,530	33,730	4/6/2023
Cicero	70,000	25,800	4/6/2023
Clay	2,720	1,000	4/6/2023
Vienna	38,260	14,100	4/6/2023

\$3,521,271 of the District’s \$29,922,927 school tax levy for the 2022-2023 fiscal year is expected to be exempted by the STAR Program. The District received full reimbursement of such exempt taxes from the State in January, 2023.

Approximately \$3,391,607 of the District’s \$30,773,842 school tax levy for the 2023-2024 fiscal year is expected to be exempted by the STAR Program. The District anticipates receiving full reimbursement of such exempt taxes from the State by January, 2024.

TAX LEVY LIMITATION LAW

On June 24, 2011, Chapter 97 of the Laws of 2011 was signed into law by the Governor (“Chapter 97” or the “Tax Levy Limitation Law”). The Tax Levy Limitation Law applies to all local governments, including school districts (with the exception of New York City, and the counties comprising New York City and school districts in New York City, Buffalo, Rochester, Syracuse, and Yonkers, the latter four of which are indirectly affected by applicability to their respective City.)

Prior to the enactment of the Tax Levy Limitation Law, there was no statutory limitation on the amount of real property taxes that a school district could levy as part of its budget if its budget had been approved by a simple majority of its voters. In the event the budget had been defeated by the voters, the school district was required to adopt a contingency budget. Under a contingency budget, school budget increases were limited to the lesser of four percent (4%) of the prior year’s budget or one hundred twenty percent (120%) of the consumer price index (“CPI”).

Chapter 97 requires that a school district submit its proposed tax levy to the voters each year beginning with the 2012-2013 fiscal year.

Chapter 97 restricts, among other things, the amount of real property taxes that may be levied by or on behalf of a school district in a particular year. It was set to expire on June 15, 2020, however, recent legislation has made it permanent. Pursuant to the Tax Levy Limitation Law, the tax levy of a school district cannot increase by more than the lesser of (i) two percent (2%) or (ii) the annual increase in the CPI, over the amount of the prior year’s tax levy. Certain adjustments are permitted for taxable real property full valuation increases due to changes in physical or quantity growth in the real property base as defined in Section 1220 of the Real Property Tax Law. A school district can exceed the tax levy limitation for the coming fiscal year only if the voters of such school district first approve a tax levy by at least 60% affirmative vote of those voting to override such limitation for such coming fiscal year only. Tax levies that do not exceed the limitation will only require approval by at least 50% of those voting. In the event that the voters reject a tax levy and the district does not go out for a second vote, or if a second vote is likewise defeated, Chapter 97 provides that the tax levy for the new fiscal year may not exceed the tax levy for the prior fiscal year.

A school district’s calculation of each fiscal year’s tax levy limit is subject to review by the Commissioner of Education and the Commissioner of Taxation and Finance prior to adoption of each fiscal year budget.

There are exceptions for school districts to the tax levy limitation provided in Chapter 97, including expenditures made on account of certain tort settlements and certain increases in the average actuarial contribution rates of the New York State and Local Employees’ Retirement System and the Teachers’ Retirement System. School districts are also permitted to carry forward a certain portion of their unused levy limitation from a prior year.

There is also an exception for school districts for “Capital Local Expenditures” subject to voter approval where required by law. This term is defined in a manner that does not include certain items for which a school district may issue debt, including the payment of judgments or settled claims, including tax certiorari payments, and cashflow borrowings, including tax anticipation notes, revenue anticipation notes, budget notes and deficiency notes. “Capital Local Expenditures”, are defined as “the taxes associated with budgeted expenditures resulting from the financing, refinancing, acquisition, design, construction, reconstruction, rehabilitation, improvement, furnishing and equipping of or otherwise providing for school district capital facilities or school district capital equipment, including debt service and lease expenditures, and transportation capital debt service, subject to the approval of the qualified voters where required by law”. The portion of the tax levy necessary to support “Capital Local Expenditures” is defined as the “Capital Tax Levy”, and is an exclusion from the tax levy limitation, applicable to the Notes.

See “State Aid” for a discussion of the New Yorkers for Students’ Educational Rights v. State of New York case which includes a challenge to the supermajority requirements regarding school district property tax increases.

Reductions in federal funding levels could have a materially adverse impact on the State budget. In addition to the potential fiscal impact of policies that may be proposed and adopted by the federal administration and Congress, the State budget may be adversely affected by other actions taken by the federal government, including audits, disallowances, and changes to federal participation rates or other Medicaid rules.

STATUS OF INDEBTEDNESS

Constitutional Requirements

The New York State Constitution limits the power of the District (and other municipalities and certain school districts of the State) to issue obligations and to contract indebtedness. Such constitutional limitations in summary form and as generally applicable to the District include the following:

Purpose and Pledge. The District shall not give or loan any money or property to or in aid of any individual or private undertaking or give or loan its credit to or in aid of any of the foregoing or any public corporation.

The District may contract indebtedness only for a District purpose and shall pledge its faith and credit for the payment of principal of and interest thereon.

Payment and Maturity. Except for certain short-term indebtedness contracted in anticipation of taxes or to be paid within three fiscal year periods, indebtedness shall be paid in annual installments commencing no later than two years after the date such indebtedness shall have been contracted and ending no later than the expiration of the period of probable usefulness of the object or purpose as determined by statute; unless substantially level or declining annual debt service is utilized, no installment may be more than fifty percent in excess of the smallest prior installment. The District is required to provide an annual appropriation for the payment of interest due during the year on its indebtedness and for the amounts required in such year for amortization and redemption of its serial bonds and such required annual installments on its notes.

Statutory Procedure

In general, the State Legislature has, by the enactment of the Local Finance Law, authorized the powers and procedure for the District to borrow and incur indebtedness subject, of course, to the constitutional provisions set forth above. The power to spend money, however, generally derives from other law, including the Education Law.

Debt Limit. Pursuant to the Local Finance Law, the School District has the power to contract indebtedness for any School District purpose authorized by the Legislature of the State of New York provided the aggregate principal amount thereof shall not exceed ten per centum of the full valuation of the taxable real estate of the District and subject to certain enumerated deductions such as State aid for building purposes. The constitutional and statutory method for determining full valuation is by taking the assessed valuation of taxable real estate for the last completed assessment roll and applying thereto the ratio (equalization rate) which such assessed valuation bears to the full valuation; such ratio is determined by the State Board of Real Property Services. The Legislature also is required to prescribe the manner by which such ratio shall be determined by such authority.

The District is generally required by such laws to submit propositions for the expenditure of money for capital purposes to the qualified electors of the District. Upon approval thereby, the Board of Education may adopt a bond resolution authorizing the issuance of bonds and notes in the anticipation of the bonds. No down payment is required in connection with the issuance of District obligations. With respect to certain school building construction projects, the District is not permitted to spend in excess of \$100,000 for construction costs until the plans and specifications for such project have been approved by the commissioner of Education of the State.

Each bond resolution usually authorizes the construction, acquisition or installation of the object or purpose to be financed, sets forth the plan of financing and specifies the maximum maturity of the bonds subject to the legal (Constitution, Local Finance Law and case law) restrictions relating to the period of probable usefulness with respect thereto.

The Local Finance Law also provides that where a bond resolution is published with a statutory form of notice, the validity of the bonds authorized thereby, including bond anticipation notes issued in anticipation of the sale thereof, may be contested only if:

- (1) Such obligations are authorized for a purpose for which the School District is not authorized to expend money, or
- (2) There has not been substantial compliance with the provisions of law which should have been complied within the authorization of such obligations and an action contesting such validity, is commenced within twenty days after the date of such publication, or
- (3) Such obligations are authorized in violation of the provisions of the Constitution.

The District has complied with this estoppel procedure in connection with the Notes.

The Board of Education, as the finance board of the District, has the power to enact bond resolutions. In addition, such finance board has the power to authorize the sale and issuance of obligations. However, such finance board may delegate the power to sell the obligations to the President of the Board of Education, the chief fiscal officer of the District, pursuant to the Local Finance Law.

The District is further subject to constitutional limitation by the general constitutionally imposed duty on the State Legislature to restrict the power of taxation and contracting indebtedness; however, the State Legislature is prohibited by a specific constitutional provision from restricting the power of the District to levy taxes on real estate for the payment of interest on or principal of indebtedness theretofore contracted.

Debt Outstanding End of Fiscal Year

<u>Fiscal Years Ending June 30th:</u>	<u>2019</u>	<u>2020</u>	<u>2021</u>	<u>2022</u>	<u>2023</u>
Bonds	\$ 16,122,045	\$ 23,632,363	\$ 40,380,436	\$ 48,053,059	\$ 44,799,791
Bond Anticipation Notes	24,050,000	22,833,376	11,995,000	0	0
Other Debt ⁽¹⁾	<u>740,752</u>	<u>252,640</u>	<u>0</u>	<u>0</u>	<u>0</u>
Total Debt Outstanding	\$ 40,912,797	\$ 46,718,379	\$ 52,375,436	\$ 48,053,059	\$ 44,799,791

Details of Outstanding Indebtedness

The following table sets forth the indebtedness of the District as of September 13, 2023.

<u>Type of Indebtedness</u>	<u>Maturity</u>	<u>Amount</u>
<u>Bonds</u>	2024-2036	\$ 43,655,000
<u>Revenue / Tax Anticipation Notes</u>	--	0
<u>Bond Anticipation Notes</u>	--	<u>0</u>
	Total Indebtedness	<u>\$ 43,655,000</u>

Debt Statement Summary

Summary of Indebtedness, Debt Limit and Net Debt-Contracting Margin prepared and shown as of September 13, 2023:

Full Valuation of Taxable Real Property	\$ 2,184,948,901
Debt Limit – 10% thereof	218,494,890

Inclusions:

Bonds.....	\$ 43,655,000
Bond Anticipation Notes	0
Principle of this Issue (Notes)	13,000,000
Principle of this Issue (Bonds)	<u>1,483,540</u>
Total Inclusions.....	<u>\$ 58,138,540</u>

Exclusions:

Building Aid ⁽¹⁾	\$ 0
Total Exclusions.....	<u>\$ 0</u>

Total Net Indebtedness\$ 58,138,540

Net Debt-Contracting Margin.....\$ 160,356,350

The percent of debt contracting power exhausted is 36.26%

- ⁽¹⁾ Represents an estimate of monies receivable by the District from the State as an apportionment for debt service for school building purposes, based on the most recent request for an exclusion certificate (dated July 10, 2023) applied for and pending receipt by the District from the State Commissioner of Education. Based on preliminary 2023-24 building aid estimates, the District anticipates State Building aid of 88.2% for debt service on State Education Department approved expenditures from July 1, 2004 to the present. The District has no reason to believe that it will not ultimately receive all of the building aid it anticipates; however, no assurance can be given as to when and how much building aid the District will receive in relation to the outstanding bonds. See “Building Aid Estimate” herein. Does not include anticipated building aid for the capital project for which the Notes are being issued, nor the Bonds.

Note: The State Constitution does not provide for the inclusion of tax anticipation or revenue anticipation notes in the computation of the net indebtedness of the District.

Bonded Debt Service

A schedule of bonded debt service may be found in “APPENDIX – B” to this Official Statement.

Cash Flow Borrowings

The District has not issued tax anticipation notes and/or revenue anticipation notes in the past five fiscal years and does not anticipate the need to issue revenue and/or tax anticipation notes in the near future.

Capital Project Plans

The District annually issues serial bonds for the purchase of buses. The Bonds will provide \$ 1,483,540 in new monies for the District’s 2023-24 bus acquisition.

Other than for the projects stated above, the District has no other authorized and unissued indebtedness for capital or other purposes at this time.

On June 6, 2022 District voters approved a \$25,000,000 referendum for certain interior and exterior renovations, alterations and improvements to various District facilities. The District anticipates using \$3,200,000 capital reserve funds for the project.

The Notes will be the initial borrowing and provide \$13,000,000 new money for the aforementioned purpose.

Estimated Overlapping Indebtedness

In addition to the District, the following political subdivisions have the power to issue obligations and to levy taxes or cause taxes to be levied on taxable real property in the District. Estimated bonds and bond anticipation notes are listed as of the close of the respective fiscal years of the below municipalities.

<u>Municipality</u>	<u>Status of Debt as of</u>	<u>Gross Indebtedness</u> ⁽¹⁾	<u>Exclusions</u> ⁽²⁾	<u>Net Indebtedness</u>	<u>District Share</u>	<u>Applicable Indebtedness</u>
County of:						
Oswego	12/31/2021	\$ 154,318	\$ 154,318	\$ -	18.52%	\$ -
Oneida	12/31/2021	435,810,657	285,085,407	150,725,250	0.36%	542,611
Onondaga	12/31/2021	690,754,309	303,373,159	387,381,150	1.47%	5,694,503
Town of:						
Amboy	12/31/2021	246,380	246,380	-	1.82%	-
Constantia	12/31/2021	10,095,419	8,145,841	1,949,578	99.91%	1,947,823
Hastings	12/31/2021	30,195,216	7,155,074	23,040,142	98.90%	22,786,700
Mexico	12/31/2021	11,535,603	11,235,258	300,345	0.51%	1,532
Palermo	12/31/2021	-	-	-	5.04%	-
Parish	12/31/2021	-	-	-	5.75%	-
Schroepfel	12/31/2021	4,256,150	726,437	3,529,713	1.34%	47,298
West Monroe	12/31/2021	7,733,260	7,733,260	-	98.99%	-
Cicero	12/31/2021	12,010,666	58,820	11,951,846	14.88%	1,778,435
Clay	12/31/2021	3,787,900	489,000	3,298,900	2.28%	75,215
Vienna	12/31/2021	2,186,673	2,186,673	-	10.41%	-
Village of:						
Cleveland	5/31/2022	449,591	449,591	-	100.00%	-
Central Square	5/31/2022	1,569,006	1,530,000	39,006	100.00%	39,006
Total:						<u>\$ 32,913,123</u>

⁽¹⁾ Bonds and bond anticipation notes are as of the close of the respective fiscal years, and are not adjusted to include subsequent bond or note sales, if any.

⁽²⁾ Water and sewer debt and appropriations. Pursuant to the Local Finance Law, this indebtedness is excluded from the constitutional debt limit.

Source: Comptroller’s Special Report on Municipal Affairs for Local Finance Years Ended in 2020 and 2021.

Debt Ratios

The following table sets forth certain ratios relating to the District's Net Indebtedness as of September 13, 2023:

	<u>Amount</u>	<u>Per Capita</u> ^(a)	<u>Percentage of Full Value</u> ^(b)
Net Indebtedness ^(c)	\$ 58,138,540	\$ 2,257.11	2.67%
Net Indebtedness Plus Net Overlapping Indebtedness ^(d)	91,051,663	3,534.89	4.17

- (a) The 2021 population of the District is estimated to be 25,758. (See "THE SCHOOL DISTRICT – District Population" herein.)
- (b) The full value of taxable real estate for the District's 2023-24 tax roll is \$2,184,948,901. (See "TAX INFORMATION – Taxable Assessed Valuations" herein.)
- (c) See "Debt Statement Summary" herein for the calculation of Net Indebtedness.
- (d) The District's applicable share of Net Overlapping Indebtedness is estimated to be \$32,913,123. (See "Estimated Overlapping Indebtedness" herein.)

Note: The above ratios take into account State building aid the District expects to receive for past and current construction building projects. (see "Building Aid Estimate" herein.)

SPECIAL PROVISIONS AFFECTING REMEDIES UPON DEFAULT

State Aid Intercept for School Districts. In the event of a default in the payment of the principal of and/or interest on the Notes, the State Comptroller is required to withhold, under certain conditions prescribed by Section 99-b of the State Finance Law, state aid and assistance to the School District and to apply the amount thereof so withheld to the payment of such defaulted principal and/or interest, which requirement constitutes a covenant by the State with the holders from time to time of the Bonds and Notes. The covenant between the State of New York and the purchasers and the holders and owners from time to time of the notes and bonds issued by the school districts in the State for school purposes provides that it will not repeal, revoke or rescind the provisions of Section 99-b, or amend or modify the same so as to limit, impair or impede the rights and remedies granted thereby.

Said section provides that in the event a holder or owner of any bond issued by a school district for school purposes shall file with the State Comptroller a verified statement describing such bond and alleging default in the payment thereof or the interest thereon or both, it shall be the duty of the State Comptroller to immediately investigate the circumstances of the alleged default and prepare and file in his office a certificate setting forth his determinations with respect thereto and to serve a copy thereof by registered mail upon the chief fiscal officer of the school district which issued the bond. Such investigation by the State Comptroller shall cover the current status with respect to the payment of principal of and interest on all outstanding bonds of such school district issued for school purposes and the statement prepared and filed by the State Comptroller shall set forth a description of all such bonds of the school district found to be in default and the amount of principal and interest thereon past due.

Upon the filing of such a certificate in the office of the State Comptroller, he shall thereafter deduct and withhold from the next succeeding allotment, apportionment or payment of such State aid or assistance due to such school district such amount thereof as may be required to pay (a) the school district's contribution to the State teachers retirement system, and (b) the principal of and interest on such bonds of such school district then in default. In the event such State aid or assistance initially so withheld shall be insufficient to pay said amounts in full, the State Comptroller shall similarly deduct and withhold from each succeeding allotment, apportionment or payment of such State aid or assistance due such school district such amount or amounts thereof as may be required to cure such default. Allotments, apportionments and payments of such State aid so deducted or withheld by the State Comptroller for the payment of principal and interest on bonds shall be forwarded promptly to the paying agent or agents for the bonds in default of such school district for the sole purpose of the payment of defaulted principal of and interest on such bonds. If any of such successive allotments, apportionments or payments of such State Aid so deducted or withheld shall be less than the amount of all principal and interest on the bonds in default with respect to which the same was so deducted or withheld, then the State Comptroller shall promptly forward to each paying agent an amount in the proportion that the amount of such bonds in default payable to such paying agent bears to the total amount of the principal and interest then in default on such bonds of such school district. The State Comptroller shall promptly notify the chief fiscal officer of such school district of any payment or payments made to any paying agent or agents of defaulted bonds pursuant to said Section 99-b.

General Municipal Law Contract Creditors' Provision. Each Note when duly issued and paid for will constitute a contract between the School District and the holder thereof. Under current law, provision is made for contract creditors of the School District to enforce payments upon such contracts, if necessary, through court action. Section 3-a of the General Municipal Law provides, subject to exceptions not pertinent, that the rate of interest to be paid by the School District upon any judgment or accrued claim against it on an amount adjudged due to a creditor shall not exceed nine per centum per annum from the date due to the date of payment. This provision might be construed to have application to the holders of the Bonds and Notes in the event of a default in the payment of the principal of and interest on the Bonds and Notes.

Execution/Attachment of Municipal Property. As a general rule, property and funds of a municipal corporation serving the public welfare and interest have not been judicially subjected to execution or attachment to satisfy a judgment, although judicial mandates have been issued to officials to appropriate and pay judgments out of certain funds or the proceeds of a tax levy. In accordance with the general rule with respect to municipalities, judgments against the School District may not be enforced by levy and execution against property owned by the School District.

Authority to File for Municipal Bankruptcy. The Federal Bankruptcy Code allows public bodies, such as municipalities, recourse to the protection of a Federal Court for the purpose of adjusting outstanding indebtedness. Section 85.80 of the Local Finance Law contains specific authorization for any municipality in the State or its emergency control board to file a petition under any provision of Federal bankruptcy law for the composition or adjustment of municipal indebtedness. While this Local Finance Law provision does not apply to school districts, there can be no assurance that it will not be made so applicable in the future.

Constitutional Non-Appropriation Provision. There is in the Constitution of the State, Article VIII, Section 2, the following provision relating to the annual appropriation of monies for the payment of due principal of and interest on indebtedness of every county, city, town, village and school district in the State: "If at any time the respective appropriating authorities shall fail to make such appropriations, a sufficient sum shall be set apart from the first revenues thereafter received and shall be applied to such purposes. The fiscal officer of any county, city, town, village or school district may be required to set aside and apply such revenues as aforesaid at the suit of any holder of obligations issued for any such indebtedness." This constitutes a specific non-exclusive constitutional remedy against a defaulting municipality or school district; however, it does not apply in a context in which monies have been appropriated for debt service but the appropriating authorities decline to use such monies to pay debt service. However, Article VIII, Section 2 of the Constitution of the State also provides that the fiscal officer of any county, city, town, village or school district may be required to set apart and apply such revenues at the suit of any holder of any obligations of indebtedness issued with the pledge of the faith of the credit of such political subdivision. See "General Municipal Law Contract Creditors' Provision" herein.

The Constitutional provision providing for first revenue set asides does not apply to tax anticipation notes, revenue anticipation notes or bond anticipation notes.

Default Litigation. In prior years, certain events and legislation affecting a holder's remedies upon default have resulted in litigation. While courts of final jurisdiction have upheld and sustained the rights of bondholders, such courts might hold that future events including financial crises as they may occur in the State and in political subdivisions of the State require the exercise by the State or its political subdivisions of emergency and police powers to assure the continuation of essential public services prior to the payment of debt service.

No Past Due Debt. No principal of or interest on School District indebtedness is past due.

MARKET AND RISK FACTORS

There are various forms of risk associated with investing in the Bonds and Notes. The following is a discussion of certain events that could affect the risk of investing in the Bonds and Notes. In addition to the events cited herein, there are other potential risk factors that an investor must consider. In order to make an informed investment decision, an investor should be thoroughly familiar with the entire Official Statement, including its appendices, as well as all areas of potential risk.

The financial condition of the School District as well as the market for the Bonds and Notes could be affected by a variety of factors, some of which are beyond the School District's control. There can be no assurance that adverse events in the State or in other jurisdictions in the country, including, for example, the seeking by a municipality or large taxable property owner of remedies pursuant to the Federal Bankruptcy Code or otherwise, will not occur which might affect the market price of and the market for the Bonds and Notes. If a significant default or other financial crisis should occur in the affairs of the State or any of its agencies or political subdivisions thereby further impairing the acceptability of obligations issued by borrowers within the State, both the ability of the School District to arrange for additional borrowings, and the market for and market value of outstanding debt obligations, including the Bonds and Notes, could be adversely affected.

The District relies in part on State aid to fund its operations. There can be no assurance that the State appropriation for State aid to school districts will be continued in future years, either pursuant to existing formulas or in any form whatsoever. State aid appropriated and apportioned to the District can be paid only if the State has such monies available therefore. The availability of such monies and the timeliness of such payment may also be affected by a delay in the adoption of the State budget, the State's ability to borrow funds in anticipation of the receipt of State taxes in order to pay State aid to municipalities and school districts in the State, including the District, in any year, the impact to the State's economy and financial condition due to the novel coronavirus ("COVID-19") outbreak and other circumstances, including State fiscal stress. In several recent years, the District has received delayed payments of State aid which resulted from the State's delay in adopting its budget and appropriating State aid to municipalities and school districts, and consequent delay in State borrowing to finance such appropriations. In any event, State aid appropriated and apportioned to the District can be paid only if the State has such monies available therefore. Should the District fail to receive State aid expected from the State in the amounts or at the times expected, occasioned by a delay in the payment of such monies or by a reduction in State aid, the District is authorized by the Local Finance Law to provide operating funds by borrowing on account of the uncollected State aid. (See also "THE SCHOOL DISTRICT - State Aid").

The enactment of the Tax Levy Limitation Law, which imposes a tax levy limitation upon municipalities, school districts and fire districts in the State, including the School District, could have an impact upon the market price of the Bonds and Notes. See "TAX LEVY LIMITATION LAW" herein.

Current and future legislative proposals, if enacted into law, or clarification of the Code or court decisions may cause interest on the Bonds and Notes to be subject, directly or indirectly, to federal income taxation or to be subject to or exempted from state income taxation, or otherwise prevent the beneficial owners of the Bonds and Notes from realizing the full current benefit of the tax status of such interest. No assurance can be given that pending or future legislation or amendments to the Code, if enacted into law, or any proposed legislation or amendments to the Code, will not adversely affect the value of the Bonds and Notes, or the tax status of interest on the Bonds and Notes. See "TAX MATTERS" herein.

TAX MATTERS

In the opinion of Trespasz & Marquardt, LLP ("Bond Counsel"), based upon an analysis of existing laws, regulations, rulings, and court decisions, and assuming, among other matters, compliance with certain covenants, interest on the Bonds and Notes is excluded from gross income for federal income tax purposes under Section 103 of the Internal Revenue Code of 1986, as amended (the "Code"), and is excluded from adjusted gross income for purposes of New York State and New York City personal income taxes. Interest on the Bonds and Notes is not treated as a preference item in calculating the alternative minimum tax under the Code, however for tax years beginning after December 31, 2022, interest on the Bonds and Notes is included in the "adjusted financial statement income" of certain corporations that are subject to the alternative minimum tax under Section 55 of the Code. The proposed forms of the opinions of Bond Counsel are set forth in "APPENDIX – E" and "APPENDIX – F."

The Code imposes various restrictions, conditions and requirements relating to the exclusion from gross income for federal income tax purposes of interest on obligations such as the Bonds and Notes. The District has covenanted to comply with certain restrictions designed to ensure that interest on the Bonds and Notes will not be included in federal gross income. Failure to comply with these covenants will result in interest on the Bonds and Notes being included in gross income for federal income tax purposes as well as adjusted gross income for purposes of personal income taxes imposed by the State of New York or the City of New York, from the date of original issuance of the Bonds and Notes. The opinion of Bond Counsel assumes compliance with these covenants. Bond Counsel has not undertaken to determine (or to inform any person) whether any actions taken (or not taken) or events occurring (or not occurring) after the date of issuance of the Bonds and Notes may adversely affect the value of, or the tax status of interest on, the Bonds and Notes. Further, no assurance can be given that pending or future legislation or amendments to the Code, if enacted into law, or any proposed legislation or amendments to the Code, will not adversely affect the value of, or the tax status of interest on, the Bonds and Notes.

Certain requirements and procedures contained or referred to in the Arbitrage Certificate, and other relevant documents may be changed and certain actions (including, without limitation, economic defeasance of the Bonds and Notes) may be taken or omitted under the circumstances and subject to the terms and conditions set forth in such documents. Bond Counsel expresses no opinion as to any Notes or the interest thereon if any such change occurs or action is taken or omitted.

Although Bond Counsel is of the opinion that interest on the Bonds and Notes is excluded from gross income for federal income tax purposes and is excluded from adjusted gross income for federal income taxes imposed by the State of New York and the City of New York, the ownership or disposition of, or the accrual or receipt of interest on, the Bonds and Notes may otherwise affect an Owner's federal or state tax liability. The nature and extent of these other tax consequences will depend upon the particular tax status of the Owner or the Owner's other items of income or deduction. Bond Counsel expresses no opinion regarding any such other tax consequences.

Future legislative proposals, if enacted into law, or clarification of the Code or court decisions may cause interest on the Bonds and Notes to be subject, directly or indirectly, to federal income taxation or to be subject to or exempted from state income taxation, or otherwise prevent beneficial owners from realizing the full current benefit of the tax status of such interest. For example, legislative proposals have been advanced that would limit the exclusion from gross income of interest on obligations like the Bonds and Notes to some extent for taxpayers who are individuals whose income is subject to higher marginal income tax rates. Other proposals have been made that could significantly reduce the benefit of, or otherwise affect, the exclusion from gross income of interest on obligations like the Bonds and Notes. The introduction or enactment of any such legislative proposals, clarification of the Code or court decisions may also affect, perhaps significantly, the market price for, or marketability of, the Bonds and Notes. Prospective purchasers of the Bonds and Notes should consult their own tax advisors regarding any pending or proposed federal or state tax legislation, regulations or litigation, and regarding the impact of future legislation, regulations or litigation, as to which Bond Counsel expresses no opinion.

LEGAL MATTERS

Legal matters incident to the authorization, issuance and sale of the Bonds and Notes are subject to the approving legal opinion of Trespasz & Marquardt, LLP, Bond Counsel. Bond Counsel's opinions will be in substantially the forms attached hereto as "APPENDIX – E" and "APPENDIX – F."

LITIGATION

The District is subject to a number of lawsuits in the ordinary conduct of its affairs. The District does not believe, however, that such suits, individually or in the aggregate, are likely to have a material adverse effect on the financial condition of the District.

There is no action, suit, proceedings or investigation, at law or in equity, before or by any court, public board or body pending or, to the best knowledge of the District, threatened against or affecting the District to restrain or enjoin the issuance, sale or delivery of the Notes or the levy and collection of taxes or assessments to pay same, or in any way contesting or affecting the validity of the Notes or any proceedings or authority of the District taken with respect to the authorization, issuance or sale of the Bonds and Notes or contesting the corporate existence or boundaries of the District.

CONTINUING DISCLOSURE

In order to assist the purchasers in complying with Rule 15c2-12 promulgated by the Securities and Exchange Commission under the Securities Exchange Act of 1934, as amended ("Rule 15c2-12"), the District will enter into a Continuing Disclosure Undertaking with respect to the Bonds, a description of which is attached hereto as "APPENDIX – C" and an Undertaking to provide Material Event Notices with respect to the Notes, a description of which is attached hereto as "APPENDIX – D"

Continuing Disclosure Compliance History

The District is in compliance, in all material respects, within the last five years with all previous undertakings made pursuant to the Rule 15c2-12, however,

MUNICIPAL ADVISOR

Fiscal Advisors & Marketing, Inc. (the "Municipal Advisor") is a Municipal Advisor registered with the Securities and Exchange Commission and the Municipal Securities Rulemaking Board. The Municipal Advisor serves as independent financial advisor to the District on matters relating to debt management. The Municipal Advisor is a financial advisory and consulting organization and is not engaged in the business of underwriting, marketing, or trading municipal securities or any other negotiated instruments. The Municipal Advisor has provided advice as to the plan of financing and the structuring of the Bonds and Notes. The advice on the plan of financing and the structuring of the Bonds and Notes was based on materials provided by the District and other sources of information believed to be reliable. The Municipal Advisor has not audited, authenticated, or otherwise verified the information provided by the District or the information set forth in this Official Statement or any other information available to the District with respect to the appropriateness, accuracy, or completeness of disclosure of such information and no guarantee, warranty, or other representation is made by the Municipal Advisor respecting the accuracy and completeness of or any other matter related to such information and this Official Statement. The fees to be paid by the District to Fiscal Advisors are partially contingent on the successful closing of the Bonds and Notes.

CUSIP IDENTIFICATION NUMBERS

The Municipal Advisor intends to provide the purchaser of the issue with CUSIP identification numbers, in compliance with MSRB Rule G-34, (a)(i) (A)-(H). As is further discussed in Rule G-34 the purchaser, as the “dealer who acquires” the issue, is responsible for the registration fee to the CUSIP Bureau for this service. It is anticipated that CUSIP (an acronym that refers to Committee on Uniform Security Identification Procedures) identification numbers will be printed on the Bonds and Notes. All expenses in relation to the printing of CUSIP numbers on the Bonds and Notes will be paid for by the District; provided, however, the District assumes no responsibility for any CUSIP Service Bureau charge or other charge that may be imposed for the assignment of such numbers.

RATINGS

The District has applied to Global Ratings, a business unit of Standard & Poor’s Financial Services LLC (“S&P”) for a rating on the Bonds. Such rating application is pending, and the rating is expected to be released on Monday, September 18th.

The District did not apply for a rating on the Notes. Pending approval of the District, the purchaser(s) of the Notes may choose to have a rating completed after the sale at the expense of the purchaser(s), including any fees to be incurred by the Village, as such rating action may result in a material event notification to be posted to EMMA and/or the provision of a supplement to the final Official Statement.

Generally, rating agencies base their ratings on the information and materials furnished to it and on investigations, studies and assumptions by the respective rating agency. There is no assurance that a particular rating will apply for any given period of time or that it will not be lowered or withdrawn entirely if, in the judgment of the agency originally establishing the rating, circumstances so warrant. Any downward revision or withdrawal of the rating of the outstanding bonds or notes may have an adverse effect on the market price of the Bonds or the Notes.

MISCELLANEOUS

So far as any statements made in this Official Statement involve matters of opinion or estimates whether or not expressly stated, they are set forth as such and not as representations of fact, and no representation is made that any of the statements will be realized. Neither this Official Statement nor any statement which may have been made verbally or in writing is to be construed as a contract with the holders of the Bonds and Notes.

Statements in this Official Statement, and the documents included by specific reference, that are not historical facts are forward-looking statements, which are based on the District management’s beliefs as well as assumptions made by, and information currently available to, the District’s management and staff. Because the statements are based on expectations about future events and economic performance and are not statements of fact, actual results may differ materially from those projected. Important factors that could cause future results to differ include legislative and regulatory changes, changes in the economy, and other factors discussed in this and other documents that the District’s files with the repositories. When used in District documents or oral presentation, the words “anticipate”, “estimate”, “expect”, “objective”, “projection”, “forecast”, “goal”, or similar words are intended to identify forward-looking statements.

To the extent any statements made in this Official Statement involve matters of opinion or estimates, whether or not expressly stated, they are set forth as such and not as representations of fact, and no representation is made that any of the statements will be realized. Neither this Official Statement nor any statement which may have been made verbally or in writing is to be construed as a contract with the holder of the Bonds and Notes.

Trespasz & Marquardt, LLP, Syracuse, New York, Bond Counsel to the District, expresses no opinions as to the accuracy or completeness of information in any documents prepared by or on behalf of the District for use in connection with the offer and sale of the Bonds and Notes, including but not limited to, the financial or statistical information in this Official Statement.

References herein to the Constitution of the State and various State and federal laws are only brief outlines of certain provisions thereof and do not purport to summarize or describe all of such provisions.

Concurrently with the delivery of the Bonds and Notes, the District will furnish a certificate to the effect that as of the date of the Official Statement, the Official Statement did not contain any untrue statement of a material fact or omit to state a material fact necessary to make the statements herein, in the light of the circumstances under which they were made, not misleading, subject to a limitation as to information in the Official Statement obtained from sources other than the District.

The Official Statement is submitted only in connection with the sale of the Bonds and Notes by the District and may not be reproduced or used in whole or in part for any other purpose.

The District hereby disclaims any obligation to update developments of the various risk factors or to announce publicly any revision to any of the forward-looking statements contained herein or to make corrections to reflect future events or developments except to the extent required by Rule 15c2-12 promulgated by the Securities and Exchange Commission.

Fiscal Advisors & Marketing, Inc. may place a copy of this Official Statement on its website at www.fiscaladvisors.com. Unless this Official Statement specifically indicates otherwise, no statement on such website is included by specific reference or constitutes a part of this Official Statement. Fiscal Advisors & Marketing, Inc. has prepared such website information for convenience, but no decisions should be made in reliance upon that information. Typographical or other errors may have occurred in converting original source documents to digital format, and neither the District nor Fiscal Advisors & Marketing, Inc. assumes any liability or responsibility for errors or omissions on such website. Further, Fiscal Advisors & Marketing, Inc. and the District disclaim any duty or obligation either to update or to maintain that information or any responsibility or liability for any damages caused by viruses in the electronic files on the website. Fiscal Advisors & Marketing, Inc. and the District also assume no liability or responsibility for any errors or omissions or for any updates to dated website information.

The District's contact information is as follows: Maureen Phippen-Ladd, School Business Manager, Central Square Central School District, 44 School Drive, Central Square, New York 13036, Phone: (315) 668-4220 x70219, Fax: (315) 668-9878, Email: mladd@cssdapps.org.

Additional copies of the Notice of Sale and the Official Statement may be obtained upon request from the offices of Fiscal Advisors & Marketing, Inc., Phone: (315) 752-0051, or at www.fiscaladvisors.com or www.fiscaladvisorsauction.com.

CENTRAL SQUARE CENTRAL SCHOOL DISTRICT

Dated: September 13, 2023

**ALLISON DOUGLAS
PRESIDENT OF THE BOARD OF EDUCATION AND
CHIEF FISCAL OFFICER**

GENERAL FUND

Balance Sheets

Fiscal Years Ending June 30:	<u>2018</u>	<u>2019</u>	<u>2020</u>	<u>2021</u>	<u>2022</u>
<u>ASSETS</u>					
Unrestricted Cash	\$ -	\$ -	\$ -	\$ -	\$ -
Restricted Cash	-	-	-	-	-
Cash & Cash Equivalents	14,738,105	14,399,873	18,034,316	20,828,879	16,222,531
Receivables	2,561,522	4,029,166	2,569,481	3,932,186	3,824,844
Taxes Receivable	-	-	-	-	-
State and Federal Aid Receivable	-	-	-	-	-
Due from Other Funds	3,040,237	2,053,958	2,486,341	2,825,712	3,809,635
Due from Fiduciary Funds	-	-	-	-	-
Other Receivables	-	-	-	-	-
Investments	-	-	-	-	-
	<u>-</u>	<u>-</u>	<u>-</u>	<u>-</u>	<u>-</u>
TOTAL ASSETS	<u><u>\$ 20,339,864</u></u>	<u><u>\$ 20,482,997</u></u>	<u><u>\$ 23,090,138</u></u>	<u><u>\$ 27,586,777</u></u>	<u><u>\$ 23,857,010</u></u>
<u>LIABILITIES AND FUND EQUITY</u>					
Accounts Payable	\$ 421,039	\$ 181,249	\$ 234,221	\$ 184,302	\$ 250,787
Accrued Liabilities	4,646,684	4,459,317	3,170,157	3,239,392	3,368,899
Due to Other Funds	-	-	-	-	120,739
Due to Other Governments	-	-	-	372,174	372,174
Other Liabilities	-	-	-	52,081	56,589
Due to Teachers' Retirement System	2,715,749	3,034,500	2,662,490	2,812,761	3,235,717
Due to Employees' Retirement System	330,709	324,650	387,727	336,148	384,701
	<u>8,114,181</u>	<u>7,999,716</u>	<u>6,454,595</u>	<u>6,996,858</u>	<u>7,789,606</u>
TOTAL LIABILITIES	<u>8,114,181</u>	<u>7,999,716</u>	<u>6,454,595</u>	<u>6,996,858</u>	<u>7,789,606</u>
<u>FUND EQUITY</u>					
Reserved	\$ -	\$ -	\$ -	\$ -	\$ -
Unreserved:					
Appropriated	-	-	-	-	-
Unappropriated	-	-	-	-	-
Nonspendable	2,625,833	2,625,833	2,870,159	3,209,985	1,540,150
Restricted	3,297,979	4,069,862	4,099,345	7,618,794	7,619,470
Assigned	2,505,760	2,795,244	2,852,937	4,746,320	3,212,866
Unassigned	3,796,111	2,992,342	6,813,102	5,014,820	3,694,918
	<u>12,225,683</u>	<u>12,483,281</u>	<u>16,635,543</u>	<u>20,589,919</u>	<u>16,067,404</u>
TOTAL FUND EQUITY	<u>12,225,683</u>	<u>12,483,281</u>	<u>16,635,543</u>	<u>20,589,919</u>	<u>16,067,404</u>
TOTAL LIABILITIES & FUND EQUITY	<u><u>\$ 20,339,864</u></u>	<u><u>\$ 20,482,997</u></u>	<u><u>\$ 23,090,138</u></u>	<u><u>\$ 27,586,777</u></u>	<u><u>\$ 23,857,010</u></u>

Source: Audited financial reports of the School District. This Appendix is not itself Audited.

GENERAL FUND

Revenues, Expenditures and Changes in Fund Balance

Fiscal Years Ending June 30:	<u>2017</u>	<u>2018</u>	<u>2019</u>	<u>2020</u>	<u>2021</u>
<u>REVENUES</u>					
Real Property Taxes	\$ 22,517,789	\$ 22,962,082	\$ 23,673,224	\$ 24,740,815	\$ 29,994,824
Real Property Tax Items	4,782,293	4,602,004	4,487,642	4,198,503	-
Non-Property Tax Items	-	-	-	-	-
Charges for Services	182,448	283,501	327,726	156,483	137,107
Use of Money & Property	11,840	259,735	234,561	158,352	106,734
Sale of Property and					
Compensation for Loss	45,796	20,551	97,784	283,329	47,215
Miscellaneous	2,540,631	1,040,962	2,047,489	3,807,594	2,092,785
Interfund Revenues	105,694	105,693	-	-	-
Revenues from State Sources	46,361,643	44,323,332	44,377,354	46,527,374	47,145,373
Revenues from Federal Sources	93,230	101,972	213,081	178,192	1,030,681
Total Revenues	<u>\$ 76,641,364</u>	<u>\$ 73,699,832</u>	<u>\$ 75,458,861</u>	<u>\$ 80,050,642</u>	<u>\$ 80,554,719</u>
Other Sources:					
Interfund Transfers	-	-	-	637,564	-
Proceeds of Obligations	-	-	-	-	-
Total Revenues and Other Sources	<u>76,641,364</u>	<u>73,699,832</u>	<u>75,458,861</u>	<u>80,688,206</u>	<u>80,554,719</u>
<u>EXPENDITURES</u>					
General Support	\$ 8,204,992	\$ 9,576,820	\$ 9,340,832	\$ 9,034,402	\$ 9,360,929
Instruction	34,871,043	34,641,017	36,796,210	37,891,297	37,606,658
Pupil Transportation	4,129,409	4,212,653	4,739,964	4,560,443	3,985,266
Community Services	-	-	-	-	-
Employee Benefits	18,037,371	19,497,014	20,002,635	19,847,663	20,433,232
Debt Service	-	696,389	1,030,500	-	-
Total Expenditures	<u>\$ 65,242,815</u>	<u>\$ 68,623,893</u>	<u>\$ 71,910,141</u>	<u>\$ 71,333,805</u>	<u>\$ 71,386,085</u>
Other Uses:					
Interfund Transfers	7,118,271	4,031,546	3,291,122	5,202,139	5,214,258
Total Expenditures and Other Uses	<u>72,361,086</u>	<u>72,655,439</u>	<u>75,201,263</u>	<u>76,535,944</u>	<u>76,600,343</u>
Excess (Deficit) Revenues Over					
Expenditures	<u>4,280,278</u>	<u>1,044,393</u>	<u>257,598</u>	<u>4,152,262</u>	<u>3,954,376</u>
<u>FUND BALANCE</u>					
Fund Balance - Beginning of Year	6,901,012	11,181,290	12,225,683	12,483,281	16,635,543
Prior Period Adjustments (net)	-	-	-	-	-
Fund Balance - End of Year	<u>\$ 11,181,290</u>	<u>\$ 12,225,683</u>	<u>\$ 12,483,281</u>	<u>\$ 16,635,543</u>	<u>\$ 20,589,919</u>

Source: Audited financial reports of the School District. This Appendix is not itself Audited.

GENERAL FUND

Revenues, Expenditures and Changes in Fund Balance - Budget and Actual

Fiscal Years Ending June 30:	2022			2023	2024
	Adopted <u>Budget</u>	Modified <u>Budget</u>	<u>Actual</u>	Adopted <u>Budget</u>	Adopted <u>Budget</u>
<u>REVENUES</u>					
Real Property Taxes & Tax Items	\$ 29,922,927	\$ 29,922,927	\$ 30,038,691	\$ 29,922,927	\$ 30,773,842
Non-Property Tax Items	-	-	-	-	-
Charges for Services	-	-	239,513	-	-
Use of Money & Property	235,000	235,000	112,245	-	160,000
Sale of Property and Compensation for Loss	-	-	91,653	-	-
Miscellaneous	2,250,000	2,250,000	1,308,303	2,660,000	2,500,000
Interfund Revenues	-	-	-	-	-
Revenues from State Sources	50,306,015	50,306,015	49,112,569	54,463,129	56,611,369
Revenues from Federal Sources	250,000	250,000	193,507	-	-
Total Revenues	<u>\$ 82,963,942</u>	<u>\$ 82,963,942</u>	<u>\$ 81,096,481</u>	<u>\$ 87,046,056</u>	<u>\$ 90,045,211</u>
Other Sources:					
Interfund Transfers	-	-	-	-	-
Prior year encumbrances	4,746,320	4,746,320	-	1,500,000	3,000,000
Total Revenues and Other Sources	<u>87,710,262</u>	<u>87,710,262</u>	<u>81,096,481</u>	<u>88,546,056</u>	<u>93,045,211</u>
<u>EXPENDITURES</u>					
General Support	\$ 10,812,263	\$ 10,809,118	\$ 9,360,692	\$ 10,180,389	\$ 10,817,786
Instruction	40,776,668	40,737,391	38,370,672	41,533,590	43,872,690
Pupil Transportation	5,328,081	5,537,474	5,416,537	5,431,677	5,871,435
Community Services	-	-	-	-	-
Employee Benefits	23,343,250	22,836,039	21,487,093	24,200,400	25,233,300
Debt Service	-	340,240	340,240	-	-
Total Expenditures	<u>\$ 80,260,262</u>	<u>\$ 80,260,262</u>	<u>\$ 74,975,234</u>	<u>\$ 81,346,056</u>	<u>\$ 85,795,211</u>
Other Uses:					
Interfund Transfers	7,450,000	7,450,000	10,643,762	7,200,000	7,250,000
Total Expenditures and Other Uses	<u>87,710,262</u>	<u>87,710,262</u>	<u>85,618,996</u>	<u>88,546,056</u>	<u>93,045,211</u>
Excess (Deficit) Revenues Over Expenditures	<u>-</u>	<u>-</u>	<u>(4,522,515)</u>	<u>-</u>	<u>-</u>
<u>FUND BALANCE</u>					
Fund Balance - Beginning of Year			20,589,919		
Prior Period Adjustments (net)	-	-	-	-	-
Fund Balance - End of Year	<u>\$ -</u>	<u>\$ -</u>	<u>\$ 16,067,404</u>	<u>\$ -</u>	<u>\$ -</u>

Source: 2022 Audited financial report and budgets of the School District. This Appendix is not itself audited.

BONDED DEBT SERVICE

Fiscal Year Ending June 30th	Principal	Excluding this Issue		Total	Principal of This Issue	Total Principal All Issues
		Interest				
2024	\$ 4,615,000	\$ 2,026,753.13		\$ 6,641,753.13	\$ -	4,615,000
2025	3,620,000	1,836,450.00		5,456,450.00	273,540	3,893,540
2026	3,515,000	1,693,600.00		5,208,600.00	285,000	3,800,000
2027	3,400,000	1,536,600.00		4,936,600.00	295,000	3,695,000
2028	3,320,000	1,376,000.00		4,696,000.00	310,000	3,630,000
2029	2,920,000	1,210,000.00		4,130,000.00	320,000	3,240,000
2030	3,070,000	1,064,000.00		4,134,000.00	-	3,070,000
2031	3,220,000	910,500.00		4,130,500.00	-	3,220,000
2032	3,380,000	749,500.00		4,129,500.00	-	3,380,000
2033	3,555,000	580,500.00		4,135,500.00	-	3,555,000
2034	3,730,000	402,750.00		4,132,750.00	-	3,730,000
2035	2,590,000	231,700.00		2,821,700.00	-	2,590,000
2036	2,700,000	118,300.00		2,818,300.00	-	2,700,000
TOTALS	\$ 43,635,000	\$ 13,736,653.13		\$ 57,371,653.13	\$ 1,483,540.00	\$ 45,118,540.00

CURRENT BONDS OUTSTANDING

Fiscal Year Ending June 30th	2016 DASNY - Refunding of 2009			2020 DASNY-Capital Project		
	Principal	Interest	Total	Principal	Interest	Total
2024	\$ 925,000	\$ 45,750.00	\$ 970,750.00	\$ 770,000	\$ 546,000.00	\$ 1,316,000.00
2025	-	-	-	805,000	507,500.00	1,312,500.00
2026	-	-	-	850,000	467,250.00	1,317,250.00
2027	-	-	-	890,000	424,750.00	1,314,750.00
2028	-	-	-	935,000	380,250.00	1,315,250.00
2029	-	-	-	980,000	333,500.00	1,313,500.00
2030	-	-	-	1,030,000	284,500.00	1,314,500.00
2031	-	-	-	1,080,000	233,000.00	1,313,000.00
2032	-	-	-	1,135,000	179,000.00	1,314,000.00
2033	-	-	-	1,195,000	122,250.00	1,317,250.00
2034	-	-	-	1,250,000	62,500.00	1,312,500.00
TOTALS	\$ 925,000	\$ 45,750.00	\$ 970,750.00	\$ 10,920,000	\$ 3,540,500.00	\$ 14,460,500.00

Fiscal Year Ending June 30th	2020 Refunding of 2013 Bonds			2021 DASNY - Capital Project		
	Principal	Interest	Total	Principal	Interest	Total
2024	\$ 455,000	\$ 114,250.00	\$ 569,250.00	\$ 965,000	\$ 770,800.00	\$ 1,735,800.00
2025	470,000	96,050.00	566,050.00	1,005,000	732,200.00	1,737,200.00
2026	495,000	77,250.00	572,250.00	1,045,000	692,000.00	1,737,000.00
2027	510,000	52,500.00	562,500.00	1,100,000	639,750.00	1,739,750.00
2028	540,000	27,000.00	567,000.00	1,150,000	584,750.00	1,734,750.00
2029	-	-	-	1,210,000	527,250.00	1,737,250.00
2030	-	-	-	1,270,000	466,750.00	1,736,750.00
2031	-	-	-	1,335,000	403,250.00	1,738,250.00
2032	-	-	-	1,400,000	336,500.00	1,736,500.00
2033	-	-	-	1,470,000	266,500.00	1,736,500.00
2034	-	-	-	1,545,000	193,000.00	1,738,000.00
2035	-	-	-	1,610,000	131,200.00	1,741,200.00
2036	-	-	-	1,670,000	66,800.00	1,736,800.00
TOTALS	\$ 2,470,000	\$ 367,050.00	\$ 2,837,050.00	\$ 16,775,000	\$ 5,810,750.00	\$ 22,585,750.00

CURRENT BONDS OUTSTANDING

Fiscal Year Ending June 30th	2018 Buses			2019 Buses		
	Principal	Interest	Total	Principal	Interest	Total
2024	\$ 205,000	\$ 2,178.13	\$ 207,178.13	\$ 250,000	\$ 19,000.00	\$ 269,000.00
2025	-	-	-	255,000	6,375.00	261,375.00
2026				-	-	-
2027				-	-	-
TOTALS	\$ 205,000	\$ 2,178.13	\$ 207,178.13	\$ 505,000	\$ 25,375.00	\$ 530,375.00

Fiscal Year Ending June 30th	2020 Buses			2021 Buses		
	Principal	Interest	Total	Principal	Interest	Total
2024	\$ 250,000	\$ 6,400.00	\$ 256,400.00	\$ 225,000	\$ 15,125.00	\$ 240,125.00
2025	255,000	3,875.00	258,875.00	230,000	11,700.00	241,700.00
2026	260,000	1,300.00	261,300.00	235,000	7,050.00	242,050.00
2027	-	-	-	235,000	2,350.00	237,350.00
TOTALS	\$ 765,000	\$ 11,575.00	\$ 776,575.00	\$ 925,000	\$ 36,225.00	\$ 961,225.00

Fiscal Year Ending June 30th	2022 DASNY Capital Project		
	Principal	Interest	Total
2024	\$ 570,000	\$ 507,250.00	\$ 1,077,250.00
2025	600,000	478,750.00	1,078,750.00
2026	630,000	448,750.00	1,078,750.00
2027	665,000	417,250.00	1,082,250.00
2028	695,000	384,000.00	1,079,000.00
2029	730,000	349,250	1,079,250.00
2030	770,000	312,750	1,082,750.00
2031	805,000	274,250	1,079,250.00
2032	845,000	234,000	1,079,000.00
2033	890,000	191,750	1,081,750.00
2034	935,000	147,250	1,082,250.00
2035	980,000	100,500	1,080,500.00
2036	1,030,000	51,500	1,081,500.00
TOTALS	\$ 10,145,000	\$ 3,897,250.00	\$14,042,250.00

CONTINUING DISCLOSURE UNDERTAKING WITH RESPECT TO THE BONDS

In accordance with the requirements of Rule 15c2-12 as the same may be amended or officially interpreted from time to time (the "Rule"), promulgated by the Securities and Exchange Commission (the "Commission"), the District has agreed to provide, or cause to be provided,

- (i) In accordance with the requirements of Rule 15c2-12, as the same may be amended or officially interpreted from time to time (the "Rule"), promulgated by the Securities and Exchange Commission (the "Commission"), the District has agreed to provide, or cause to be provided, to the Electronic Municipal Market Access ("EMMA") system of the Municipal Securities Rulemaking Board ("MSRB") or any other entity designated or authorized by the Commission to receive reports pursuant to the Rule, during each fiscal year in which the Bonds are outstanding, (i) certain annual financial information and operating data for the preceding fiscal year in a form generally consistent with the information contained or cross-referenced in the Official Statement dated September 20, 2023 of the District relating to the Bonds under the headings "THE SCHOOL DISTRICT", "TAX INFORMATION", "STATUS OF INDEBTEDNESS", "LITIGATION" and all Appendices (other than Appendix E & F and any Appendix related to bond insurance) by the end of the sixth month following the end of each succeeding fiscal year, commencing with the fiscal year ending June 30, 2023, and (ii) a copy of the audited financial statement, if any, (prepared in accordance with accounting principles generally accepted in the United States of America in effect at the time of the audit) for the preceding fiscal year, commencing with the fiscal year ending June 30, 2023; such audit, if any, will be so provided on or prior to the later of either the end of the sixth month of each such succeeding fiscal year or, if an audited financial statement is not available at that time, within sixty days following receipt by the District of its audited financial statement for the preceding fiscal year, but, in any event, not later than the last business day of each such succeeding fiscal year; and provided further, in the event that the audited financial statement for any fiscal year is not available by the end of the sixth month following the end of any such succeeding fiscal year, unaudited financial statements in the form provided to the State, if available, will be provided no later than said date; provided however, that provision of unaudited financial statements in any year shall be further conditioned upon a determination by the District of whether such provision is compliant with the requirements of federal securities laws including Rule 10b-5 of the Securities Exchange Act of 1934 and Rule 17(a)(2) of the Securities Act of 1933;
- (ii) in a timely manner not in excess of ten (10) business days after the occurrence of the event, notice of the occurrence of any of the following events with respect to the Bonds, to EMMA or any other entity designated or authorized by the Commission to receive reports pursuant to the Rule:
 - (a) principal and interest payment delinquencies
 - (b) non-payment related defaults, if material
 - (c) unscheduled draws on debt service reserves reflecting financial difficulties
 - (d) in the case of credit enhancement, if any, provided in connection with the issuance of the Bonds, unscheduled draws on credit enhancements reflecting financial difficulties
 - (e) substitution of credit or liquidity providers, or their failure to perform
 - (f) adverse tax opinions, the issuance by the Internal Revenue Service of proposed or final determinations of taxability, Notices of Proposed Issue (IRS Form 5701 TEB) or other material notices or determinations with respect to the tax status of the Bonds, or other material events affecting the tax status of the Bonds
 - (g) modifications to rights of bondholders, if material
 - (h) Bond calls, if material and tender offers
 - (i) defeasances
 - (j) release, substitution, or sale of property securing repayment of the Bonds
 - (k) rating changes

- (l) bankruptcy, insolvency, receivership or similar event of the District
- (m) the consummation of a merger, consolidation, or acquisition involving the District or the sale of all or substantially all of the assets of the District, other than in the ordinary course of business, the entry into a definitive agreement to undertake such an action or the termination of a definitive agreement relating to any such actions, other than pursuant to its terms, if material
- (n) appointment of a successor or additional trustee or the change of name of a trustee, if material
- (o) incurrence of a financial obligation of the District, if material, or agreement to covenants, events of default, remedies, priority rights, or other similar terms of a financial obligation of the District, any of which affect Note holders, if material; and
- (p) default, event of acceleration, termination event, modification of terms, or other similar events under the terms of a financial obligation of the District, any of which reflect financial difficulties.

Event (c) is included pursuant to a letter from the SEC staff to the National Association of Bond Lawyers dated September 19, 1995. However, event (c) is not applicable, since no "debt service reserves" will be established for the Bonds.

With respect to event (d) the District does not undertake to provide any notice with respect to credit enhancement added after the primary offering of the Bonds.

For the purposes of the event identified in (l) of this section, the event is considered to occur when any of the following occur: The appointment of a receiver, fiscal agent or similar officer for an obligated person in a proceeding under the U.S. Bankruptcy Code or in any other proceeding under state or federal law in which a court or governmental authority has assumed jurisdiction over substantially all of the assets or business of the obligated person, or if such jurisdiction has been assumed by leaving the existing governing body and officials or officers in possession but subject to the supervision and orders of a court or governmental authority, or the entry of an order confirming a plan of reorganization, arrangement or liquidation by a court or governmental authority having supervision or jurisdiction over substantially all of the assets or business of the obligated person.

With respect to events (o) and (p), the term "financial obligation" means a (i) debt obligation; (ii) derivative instrument entered into in connection with, or pledged as security or a source of payment for, an existing or planned debt obligation; or (iii) guarantee of (i) or (ii). The term "financial obligation" shall not include municipal securities as to which a final official statement has been provided to the Municipal Securities Rulemaking Board consistent with the Rule.

The District may from time to time choose to provide notice of the occurrence of certain other events in addition to those listed above, if the District determines that any such other event is material with respect to the Bonds; but the District does not undertake to commit to provide any such notice of the occurrence of any material event except those events listed above.

- (iii) in a timely manner to EMMA or any other entity designated or authorized by the Commission to receive reports pursuant to the Rule, notice of its failure to provide the aforescribed annual financial information and operating data and such audited financial statement, if any, on or before the date specified.

The District reserves the right to terminate its obligations to provide the aforescribed annual financial information and operating data and such audited financial statement, if any, and notices of material events, as set forth above, if and when the District no longer remains an obligated person with respect to the Bonds within the meaning of the Rule. The District acknowledges that its undertaking pursuant to the Rule described under this heading is intended to be for the benefit of the holders of the Bonds (including holders of beneficial interests in the Bonds). The right of holders of the Bonds to enforce the provisions of the undertaking will be limited to a right to obtain specific enforcement of the District's obligations under its continuing disclosure undertaking and any failure by the District to comply with the provisions of the undertaking will neither be a default with respect to the Bonds nor entitle any holder of the Bonds to recover monetary damages.

The District reserves the right to modify from time to time the specific types of information provided or the format of the presentation of such information, to the extent necessary or appropriate in the judgment of the District, provided that, the District agrees that any such modification will be done in a manner consistent with the Rule, in consultation with nationally recognized bond counsel.

A Continuing Disclosure Undertaking Certificate to this effect shall be provided to the purchaser at closing.

MATERIAL EVENT NOTICES WITH RESPECT TO THE NOTES

In accordance with the provisions of Rule 15c2-12, as the same may be amended or officially interpreted from time to time (the "Rule"), promulgated by the Commission pursuant to the Securities Exchange Act of 1934, the District has agreed to provide or cause to be provided, in a timely manner not in excess of ten (10) business days after the occurrence of the event, during the period in which the Notes are outstanding, to the EMMA system of the Municipal Securities Rulemaking Board ("MSRB") or any other entity designated or authorized by the Commission to receive reports pursuant to the Rule, notice of the occurrence of any of the following events with respect to the Notes:

- (a) principal and interest payment delinquencies
- (b) non-payment related defaults, if material
- (c) unscheduled draws on debt service reserves reflecting financial difficulties
- (d) in the case of credit enhancement, if any, provided in connection with the issuance of the Notes, unscheduled draws on credit enhancements reflecting financial difficulties
- (e) substitution of credit or liquidity providers, or their failure to perform
- (f) adverse tax opinions, the issuance by the Internal Revenue Service of proposed or final determinations of taxability, Notices of Proposed Issue (IRS Form 5701 TEB) or other material notices or determinations with respect to the tax status of the Note, or other material events affecting the tax status of the Notes
- (g) modifications to rights of Note holders, if material
- (h) note calls, if material and tender offers
- (i) defeasances
- (j) release, substitution, or sale of property securing repayment of the Note
- (k) rating changes
- (l) bankruptcy, insolvency, receivership or similar event of the District
- (m) the consummation of a merger, consolidation, or acquisition involving the District or the sale of all or substantially all of the assets of the District, other than in the ordinary course of business, the entry into a definitive agreement to undertake such an action or the termination of a definitive agreement relating to any such actions, other than pursuant to its terms, if material
- (n) appointment of a successor or additional trustee or the change of name of a trustee, if material
- (o) incurrence of a financial obligation of the District, if material, or agreement to covenants, events of default, remedies, priority rights, or other similar terms of a financial obligation of the District, any of which affect noteholders, if material; and
- (p) default, event of acceleration, termination event, modification of terms, or other similar events under the terms of a financial obligation of the District, any of which reflect financial difficulties.

Event (c) is included pursuant to a letter from the SEC staff to the National Association of Bond Lawyers dated September 19, 1995. However, event (c) is not applicable, since no "debt service reserves" will be established for the Notes.

With respect to event (d) the District does not undertake to provide any notice with respect to credit enhancement added after the primary offering of the Notes.

For the purposes of the event identified in paragraph (l) of this section, the event is considered to occur when any of the following occur: The appointment of a receiver, fiscal agent or similar officer for the District in a proceeding under the U.S. Bankruptcy Code or in any other proceeding under state or federal law in which a court or governmental authority has assumed jurisdiction over substantially all of the assets or business of the District, or if such jurisdiction has been assumed by leaving the existing governing body and officials or officers in possession but subject to the supervision and orders of a court or governmental authority, or the entry of an order confirming a plan of reorganization, arrangement or liquidation by a court or governmental authority having supervision or jurisdiction over substantially all of the assets or business of the District.

With respect to events (o) and (p), the term “financial obligation” means a (i) debt obligation; (ii) derivative instrument entered into in connection with, or pledged as security or a source of payment for, an existing or planned debt obligation; or (iii) guarantee of (i) or (ii). The term “financial obligation” shall not include municipal securities as to which a final official statement has been provided to the Municipal Securities Rulemaking Board consistent with the Rule.

The District may from time to time choose to provide notice of the occurrence of certain other events, in addition to those listed above, if the District determines that any such other event is material with respect to the Notes; but the District does not undertake to commit to provide any such notice of the occurrence of any material event except those events listed above.

The District has agreed to provide, or cause to be provided, during the period in which the Notes are outstanding in a timely manner, to EMMA or any other entity designated or authorized by the SEC to receive reports pursuant to the Rule, notice of its failure to provide the material event notices described above, if any, on or before the date specified.

The District reserves the right to terminate its obligation to provide the aforescribed notices of material events, as set forth above, if and when the District no longer remains an obligated person with respect to the Notes within the meaning of the Rule. The District acknowledges that its undertaking pursuant to the Rule described under this heading is intended to be for the benefit of the holders of the Notes (including holders of beneficial interests in the Notes). The right of holders of the Notes to enforce the provisions of the undertaking will be limited to a right to obtain specific enforcement of the District’s obligations under its material event notices undertaking and any failure by the District to comply with the provisions of the undertaking will neither be a default with respect to the Notes nor entitle any holder of the Notes to recover monetary damages.

The District reserves the right to modify from time to time the specific types of information provided or the format of the presentation of such information, to the extent necessary or appropriate in the judgment of the District; provided that the District agrees that any such modification will be done in a manner consistent with the Rule.

An "Undertaking to Provide Notice of Material Events" to this effect shall be provided to the purchaser(s) at closing.

THE REMAINDER OF THIS PAGE IS LEFT INTENTIONALLY BLANK

FORM OF OPINION OF BOND COUNSEL – THE BONDS

October 4, 2023

Central Square Central School District
44 School Drive
Central Square, New York 13036

Re: Central Square Central School District
\$1,483,540 School District (Serial) Bonds, 2023 CUSIP No.: 155213

Ladies and Gentlemen:

We have examined a record of proceedings relating to the issuance of \$1,483,540 School District (Serial) Bonds, 2023 (the “Bonds”) of the Central Square Central School District, Counties of Franklin and St. Lawrence, State of New York (the “District”). The Bonds are dated October 4, 2023 and are being issued pursuant to the Constitution and laws of the State of New York, including the Education Law and Local Finance Law, resolutions of the District and a Certificate of Determination dated on or before October 4, 2023 of the President of the Board of Education relative to the form and terms of the Bonds.

In our opinion, the Bonds are valid and legally binding general obligations of the District for which the District has validly pledged its faith and credit and, unless paid from other sources, all taxable real property within the District is subject to levy of ad valorem real estate taxes to pay the Bonds and interest thereon without limitation of rate or amount. The enforceability of rights or remedies with respect to the Bonds may be limited by bankruptcy, insolvency, or other laws affecting creditors' rights or remedies heretofore or hereinafter enacted.

The Internal Revenue Code of 1986, as amended (the “Code”), establishes certain requirements that must be met subsequent to the issuance and delivery of the Bonds in order that interest on the Bonds be and remain excluded from gross income under Section 103 of the Code. The President of the Board of Education of the District, in executing the Arbitrage and Use of Proceeds Certificate, has certified to the effect that the District will comply with the provisions and procedures set forth therein and that it will do and perform all acts and things necessary or desirable to assure that interest on the Bonds is excluded from gross income under Section 103 of the Code. We have examined such Arbitrage and Use of Proceeds Certificate of the District delivered concurrently with the delivery of the Bonds, and, in our opinion, such certificate contains provisions and procedures under which such requirements can be met.

In our opinion, interest on the Bonds is excluded from gross income for federal income tax purposes under Section 103 of the Code, and is excluded from adjusted gross income for purposes of New York State and New York City personal income taxes. Interest on the Bonds is not treated as a preference item in calculating the alternative minimum tax under the Code, however for tax years beginning after December 31, 2022, interest on the Bonds is included in the “adjusted financial statement income” of certain corporations that are subject to the alternative minimum tax under Section 55 of the Code. We express no opinion regarding other tax consequences related to the ownership or disposition of, or the accrual or receipt of interest on, the Bonds.

The opinions expressed herein are based on an analysis of existing laws, regulations, rulings and court decisions and cover certain matters not directly addressed by such authorities. Such opinions may be affected by actions taken or omitted or events occurring after the date hereof. We have not undertaken to determine or to inform any person, whether any such actions are taken or omitted or events do occur or any other matters come to our attention after the date hereof. Our engagement with respect to the Bonds has concluded with their issuance, and we disclaim any obligation to update this opinion. We have assumed, without undertaking to verify, the accuracy of the factual matters represented, warranted or certified in the documents. Furthermore, we have assumed compliance with all covenants and agreements contained in the Arbitrage and Use of Proceeds Certificate, including without limitation covenants and agreements compliance with which is necessary to assure that future actions, omissions or events will not cause interest on the Bonds to be included in gross income for federal income tax purposes or adjusted gross income for purposes of personal income taxes imposed by the State of New York and the City of New York. We call attention to the fact that the rights and obligations under the Bonds and the Arbitrage and Use of Proceeds Certificate and their enforceability may be subject to bankruptcy, insolvency, reorganization, arrangement, fraudulent conveyance, moratorium or other laws relating to or affecting creditors' rights, to the application of equitable principles, to the exercise of judicial discretion in appropriate cases and to the limitations on legal remedies against New York municipal corporations such as the School District. We express no opinion with respect to any indemnification, contribution, penalty, choice of law, choice of forum, or waiver provisions contained in the foregoing documents.

The scope of our engagement in relation to the issuance of the Bonds has extended solely to the examination of the facts and law incident to rendering the opinions expressed herein. The opinions expressed herein are not intended and should not be construed to express or imply any conclusion that the amount of real property subject to taxation within the boundaries of the School District, together with other legally available sources of revenue, if any, will be sufficient to enable the School District to pay the principal of or interest on the Bonds as the same respectively become due and payable. Reference should be made to the Official Statement for factual information which, in the judgment of the School District would materially affect the ability of the School District to pay such principal and interest. We have not verified the accuracy, completeness or fairness of the factual information contained in the Official Statement and, accordingly, no opinion is expressed by us as to whether the School District, in connection with the sale of the Bonds, has made any untrue statement of a material fact, or omitted to state a material fact necessary in order to make any statements made, in light of the circumstances under which they were made, not misleading.

We have examined the first executed Bond of said issue and, in our opinion, the form of said Bond and its execution are regular and proper.

Very truly yours,

TRESPASZ & MARQUARDT, LLP

FORM OF OPINION OF BOND COUNSEL – THE NOTES

October 4, 2023

Central Square Central School District
44 School Drive
Central Square, New York 13036

Re: Central Square Central School District
\$13,000,000 Bond Anticipation Notes, 2023 CUSIP No.: 155213

Ladies and Gentlemen:

We have examined a record of proceedings relating to the issuance of \$13,000,000 Bond Anticipation Notes, 2023 (the “Notes”) of the Central Square Central School District, Counties of Franklin and St. Lawrence, State of New York (the “District”). The Notes are dated October 4, 2023 and are being issued pursuant to the Constitution and laws of the State of New York, including the Education Law and Local Finance Law, resolutions of the District and a Certificate of Determination dated on or before October 4, 2023 of the President of the Board of Education relative to the form and terms of the Notes.

In our opinion, the Notes are valid and legally binding general obligations of the District for which the District has validly pledged its faith and credit and, unless paid from other sources, all taxable real property within the District is subject to levy of ad valorem real estate taxes to pay the Notes and interest thereon. The enforceability of rights or remedies with respect to the Notes may be limited by bankruptcy, insolvency, or other laws affecting creditors' rights or remedies heretofore or hereinafter enacted.

The Internal Revenue Code of 1986, as amended (the “Code”), establishes certain requirements that must be met subsequent to the issuance and delivery of the Notes in order that interest on the Notes be and remain excluded from gross income under Section 103 of the Code. The President of the Board of Education of the District, in executing the Arbitrage and Use of Proceeds Certificate, has certified to the effect that the District will comply with the provisions and procedures set forth therein and that it will do and perform all acts and things necessary or desirable to assure that interest on the Notes is excluded from gross income under Section 103 of the Code. We have examined such Arbitrage and Use of Proceeds Certificate of the District delivered concurrently with the delivery of the Notes, and, in our opinion, such certificate contains provisions and procedures under which such requirements can be met.

In our opinion, interest on the Notes is excluded from gross income for federal income tax purposes under Section 103 of the Code, and is excluded from adjusted gross income for purposes of New York State and New York City personal income taxes. Interest on the Notes is not treated as a preference item in calculating the alternative minimum tax under the Code, however for tax years beginning after December 31, 2022, interest on the Notes is included in the “adjusted financial statement income” of certain corporations that are subject to the alternative minimum tax under Section 55 of the Code. We express no opinion regarding other tax consequences related to the ownership or disposition of, or the accrual or receipt of interest on, the Notes.

The opinions expressed herein are based on an analysis of existing laws, regulations, rulings and court decisions and cover certain matters not directly addressed by such authorities. Such opinions may be affected by actions taken or omitted or events occurring after the date hereof. We have not undertaken to determine or to inform any person, whether any such actions are taken or omitted or events do occur or any other matters come to our attention after the date hereof. Our engagement with respect to the Notes has concluded with their issuance, and we disclaim any obligation to update this opinion. We have assumed, without undertaking to verify, the accuracy of the factual matters represented, warranted or certified in the documents. Furthermore, we have assumed compliance with all covenants and agreements contained in the Arbitrage and Use of Proceeds Certificate, including without limitation covenants and agreements compliance with which is necessary to assure that future actions, omissions or events will not cause interest on the Notes to be included in gross income for federal income tax purposes or adjusted gross income for purposes of personal income taxes imposed by the State of New York and the City of New York. We call attention to the fact that the rights and obligations under the Notes and the Arbitrage and Use of Proceeds Certificate and their enforceability may be subject to bankruptcy, insolvency, reorganization, arrangement, fraudulent conveyance, moratorium or other laws relating to or affecting creditors' rights, to the application of equitable principles, to the exercise of judicial discretion in appropriate cases and to the limitations on legal remedies against New York municipal corporations such as the School District. We express no opinion with respect to any indemnification, contribution, penalty, choice of law, choice of forum, or waiver provisions contained in the foregoing documents.

The scope of our engagement in relation to the issuance of the Notes has extended solely to the examination of the facts and law incident to rendering the opinions expressed herein. The opinions expressed herein are not intended and should not be construed to express or imply any conclusion that the amount of real property subject to taxation within the boundaries of the School District, together with other legally available sources of revenue, if any, will be sufficient to enable the School District to pay the principal of or interest on the Notes as the same respectively become due and payable. Reference should be made to the Official Statement for factual information, which, in the judgment of the School District would materially affect the ability of the School District to pay such principal and interest. We have not verified the accuracy, completeness or fairness of the factual information contained in the Official Statement and, accordingly, no opinion is expressed by us as to whether the School District, in connection with the sale of the Notes, has made any untrue statement of a material fact, or omitted to state a material fact necessary in order to make any statements made, in light of the circumstances under which they were made, not misleading.

We have examined the first executed Note of each said issue and, in our opinion, the form of said Note and its execution are regular and proper.

Very truly yours,

Trespasz & Marquardt, LLP

CENTRAL SQUARE CENTRAL SCHOOL DISTRICT

AUDITED FINANCIAL STATEMENTS

FOR THE FISCAL YEAR ENDED JUNE 30, 2022

Such Financial Report and opinions were prepared as of date thereof and have not been reviewed and/or updated in connection with the preparation and dissemination of this Official Statement.

The District's independent auditor has not been engaged to perform, and has not performed, since the date of its report included herein, any procedures on the financial statements addressed in that report, not has performed any procedures relating to this Official Statement.

CENTRAL SQUARE CENTRAL SCHOOL DISTRICT

BASIC FINANCIAL STATEMENTS

For Year Ended June 30, 2022



MENGEL METZGER BARR & CO. LLP

Certified Public Accountants

T A B L E O F C O N T E N T S

	Pages
Independent Auditors' Report	1 - 3
Management's Discussion and Analysis (Unaudited)	4 - 13
Basic Financial Statements:	
Statement of Net Position	14
Statement of Activities and Changes in Net Position	15
Balance Sheet - Governmental Funds	16
Statement of Revenues, Expenditures, and Changes in Fund Balances - Governmental Funds	17
Reconciliation of Governmental Funds Statement of Revenues, Expenditures, and Changes in Fund Balances to Statement of Activities	18
Statement of Fiduciary Net Position and Statement of Changes in Fiduciary Net Position	19
Notes to the Basic Financial Statements:	20 - 49
Required Supplementary Information:	
Schedule of Changes in District's Total OPEB Liability and Related Ratio	50
Schedule of the District's Proportionate Share of the Net Pension Liability	51
Schedule of District Contributions	52
Schedule of Revenues, Expenditures and Changes in Fund Balance - Budget (Non-GAAP Basis) and Actual - General Fund	53 - 54
Supplementary Information:	
Schedule of Change from Adopted Budget to Final Budget and Real Property Tax Limit - General Fund	55
Schedule of Capital Projects Fund - Project Expenditures and Financing Resources	56
Combining Balance Sheet - Nonmajor Governmental Funds	57
Combining Statement of Revenues, Expenditures and Changes in Fund Balances - Nonmajor Governmental Funds	58
Net Investment in Capital Assets	59
Schedule of Expenditures of Federal Awards	60
Report on Internal Control Over Financial Reporting and on Compliance and Other Matters Based on an Audit of Financial Statements Performed in Accordance with Government Auditing Standards	61 - 62

INDEPENDENT AUDITORS' REPORT

To the Board of Education
Central Square Central School District, New York

Report on the Audit of the Financial Statements

Opinions

We have audited the financial statements of the governmental activities, each major fund, and the aggregate remaining fund information of Central Square Central School District, New York, as of and for the year ended June 30, 2022, and the related notes to the financial statements, which collectively comprise the District's basic financial statements as listed in the table of contents.

In our opinion, the accompanying financial statements present fairly, in all material respects, the respective financial position of the governmental activities, each major fund, and the aggregate remaining fund information of the Central Square Central School District, New York, as of June 30, 2022, and the respective changes in financial position and, where applicable, cash flows thereof for the year then ended in accordance with accounting principles generally accepted in the United States of America.

Basis for Opinions

We conducted our audit in accordance with auditing standards generally accepted in the United States of America (GAAS) and the standards applicable to financial audits contained in *Government Auditing Standards*, issued by the Comptroller General of the United States. Our responsibilities under those standards are further described in the Auditor's Responsibilities for the Audit of the Financial Statements section of our report. We are required to be independent of Central Square Central School District and to meet our other ethical responsibilities, in accordance with the relevant ethical requirements relating to our audit. We believe that the audit evidence we have obtained is sufficient and appropriate to provide a basis for our audit opinions.

Responsibilities of Management for the Financial Statements

Central Square Central School District's management is responsible for the preparation and fair presentation of the financial statements in accordance with accounting principles generally accepted in the United States of America, and for the design, implementation, and maintenance of internal control relevant to the preparation and fair presentation of financial statements that are free from material misstatement, whether due to fraud or error.

In preparing the financial statements, management is required to evaluate whether there are conditions or events, considered in the aggregate, that raise substantial doubt about the District's ability to continue as a going concern for one year after the date that the financial statements are issued.

Auditor's Responsibilities for the Audit of the Financial Statements

Our objectives are to obtain reasonable assurance about whether the financial statements as a whole are free from material misstatement, whether due to fraud or error, and to issue an auditor's report that includes our opinions. Reasonable assurance is a high level of assurance but is not absolute assurance and therefore is not a guarantee that an audit conducted in accordance with GAAS will always detect a material misstatement when it exists. The risk of not detecting a material misstatement resulting from fraud is higher than for one resulting from error, as fraud may involve collusion, forgery, intentional omissions, misrepresentations, or the override of internal control. Misstatements are considered material if there is a substantial likelihood that, individually or in the aggregate, they would influence the judgment made by a reasonable user based on the financial statements.

In performing an audit in accordance with GAAS, we:

- Exercise professional judgment and maintain professional skepticism throughout the audit.
- Identify and assess the risks of material misstatement of the financial statements, whether due to fraud or error, and design and perform audit procedures responsive to those risks. Such procedures include examining, on a test basis, evidence regarding the amounts and disclosures in the financial statements.
- Obtain an understanding of internal control relevant to the audit in order to design audit procedures that are appropriate in the circumstances, but not for the purpose of expressing an opinion on the effectiveness of the District's internal control. Accordingly, no such opinion is expressed.
- Evaluate the appropriateness of accounting policies used and the reasonableness of significant accounting estimates made by management, as well as evaluate the overall presentation of the financial statements.
- Conclude whether, in our judgment, there are conditions or events, considered in the aggregate, that raise substantial doubt about the District's ability to continue as a going concern for a reasonable period of time.

We are required to communicate with those charged with governance regarding, among other matters, the planned scope and timing of the audit, significant audit findings, and certain internal control-related matters that we identified during the audit.

Required Supplementary Information

Accounting principles generally accepted in the United States of America require that the management's discussion and analysis, schedule of changes in District's total OPEB liability and related ratio, schedule of the District's proportionate share of the net pension liability, schedule of District contributions, and budgetary comparison information on pages 4-13 and 50-54 be presented to supplement the basic financial statements. Such information is the responsibility of management and, although not a part of the basic financial statements, is required by the Governmental Accounting Standards Board who considers it to be an essential part of financial reporting for placing the basic financial statements in an appropriate operational, economic, or historical context. We have applied certain limited procedures to the required supplementary information in accordance with auditing standards generally accepted in the United States of America, which consisted of inquiries of management about the methods of preparing the information and comparing the information for consistency with management's responses to our inquiries, the basic financial statements, and other knowledge we obtained during our audit of the basic financial statements. We do not express an opinion or provide any assurance on the information because the limited procedures do not provide us with sufficient evidence to express an opinion or provide any assurance.

Supplementary Information

Our audit was conducted for the purpose of forming opinions on the financial statements that collectively comprise Central Square Central School District's basic financial statements. The accompanying supplemental information as listed in the table of contents and schedule of expenditures of federal awards, as required by Title 2 U.S. Code of Federal Regulations, Part 200, Uniform Administrative Requirements, Cost Principles, and Audit Requirements for Federal Awards are presented for purposes of additional analysis and are not a required part of the basic financial statements.

The accompanying supplementary information as listed in the table of contents and schedule of expenditures of federal awards is the responsibility of management and was derived from and relates directly to the underlying accounting and other records used to prepare the basic financial statements. Such information has been subjected to the auditing procedures applied in the audit of the basic financial statements and certain additional procedures, including comparing and reconciling such information directly to the underlying accounting and other records used to prepare the basic financial statements or to the basic financial statements themselves, and other additional procedures in accordance with auditing standards generally accepted in the United States of America. In our opinion, the supplementary information as listed in the table of contents and schedule of expenditures of federal awards is fairly stated, in all material respects, in relation to the basic financial statements as a whole.

Other Information

As described in Note II to the financial statements, the District adopted GASB Statement No. 87, *Leases*. As a result, the beginning net position has been restated. Our opinion is not modified with respect to this matter.

Other Reporting Required by Government Auditing Standards

In accordance with *Government Auditing Standards*, we have also issued our report dated October 12, 2022 on our consideration of Central Square Central School District's internal control over financial reporting and on our tests of its compliance with certain provisions of laws, regulations, contracts, and grant agreements and other matters. The purpose of that report is solely to describe the scope of our testing of internal control over financial reporting and compliance and the results of that testing, and not to provide an opinion on the effectiveness of internal control over financial reporting or on compliance. That report is an integral part of an audit performed in accordance with *Government Auditing Standards* in considering Central Square Central School District's internal control over financial reporting and compliance.

Mengel, Metzger, Barw & Co. LLP

Rochester, New York
October 12, 2022

Central Square Central School District

Management's Discussion and Analysis

For the Fiscal Year Ended June 30, 2022

The following is a discussion and analysis of the Central Square Central School District's financial performance for the fiscal year ended June 30, 2022. This section is a summary of the Central Square Central School District's financial activities based on currently known facts, decisions, and/or conditions. It is also based on both the government-wide and fund-based financial statements. The results of the current year are discussed in comparison with the prior year, with an emphasis placed on the current year. This section is only an introduction and should be read in conjunction with the Central Square Central School District's financial statements, which immediately follow this section.

Financial Highlights

At the close of the fiscal year, the total liabilities plus deferred inflows (what the district owes) exceeded the total net assets plus deferred outflows (what the district owns) by \$113,717,339 (net position), an increase of \$2,532,012 from the prior year.

General revenues, which include Federal and State Aid and Real Property Taxes, accounted for \$81,067,692, or 90% of all revenues. Program specific revenues in the form of charges for services, operating grants and contributions, and capital grants and contributions accounted for \$9,342,725 or 10% of total revenues.

As of the close of the fiscal year, the School District's governmental funds reported combined fund balances of \$20,952,838 an increase of \$4,177,959 in comparison with the prior year.

Overview of the Financial Statements

This discussion and analysis is intended to serve as an introduction to the School District's basic financial statements. The School District's basic financial statements are comprised of three components: (1) government-wide financial statements, (2) fund financial statements and (3) notes to the financial statements. This report also contains individual fund statements and schedules in addition to the basic financial statements.

Government-Wide Financial Statements

The *government-wide financial statements* are designed to provide readers with a broad overview of the School District's finances, in a manner similar to a private-sector business.

The *statement of net position* presents information on all of the School District's assets plus deferred outflow of resources and liabilities plus deferred inflow of resources, with the difference between the two reported as *net position*. Over time, increases or decreases in net position may serve as a useful indicator of whether the financial position of the School District is improving or deteriorating.

The *statement of activities* presents information showing how the government's net position changed during the most recent fiscal year. All changes in net position are reported as soon as the underlying event giving rise to the change occurs, regardless of the timing of related cash flows.

The *governmental* activities of the School District include instruction, pupil transportation, cost of food sales, general administrative support, community service, and interest on long-term debt.

The government-wide financial statements can be found on the pages immediately following this section as the first two pages of the basic financial statements.

Fund Financial Statements

A *fund* is a grouping of related accounts that is used to maintain control over resources that have been segregated for specific activities or objectives. The School District, like other state and local governments, uses fund accounting to ensure and demonstrate compliance with finance related legal requirements. All of the funds of the School District can be divided into two categories: governmental funds and fiduciary funds.

Governmental funds are used to account for essentially the same functions reported as *governmental activities* in the government-wide financial statements. However, unlike the government-wide financial statements, governmental fund financial statements focus on *near-term inflows and outflows of spendable resources*, as well as on *balances of spendable resources* available at the end of the fiscal year. Such information may be useful in evaluating the School District's near-term financing requirements.

Because the focus of governmental funds is narrower than that of the government-wide financial statements, it is useful to compare the information presented for *governmental funds* with similar information presented for *governmental activities* in the government-wide financial statements. By doing so, readers may better understand the long-term impact of the government's near-term financing decisions. Both the governmental fund balance sheet and the governmental fund statement of revenues, expenditures, and changes in fund balances provide a reconciliation to facilitate this comparison between *governmental funds* and *governmental activities*.

The School District maintains six individual governmental funds: the General Fund, Special Aid Fund, School Lunch Fund, Miscellaneous Special Revenue Fund, Debt Service Fund and Capital Projects Fund. Information is presented separately in the governmental fund balance sheet and in the governmental fund statement of revenues, expenditures, and changes in fund balances for the general fund, the special aid fund, the school lunch fund, and the capital projects fund, which are reported as major funds. Data for the miscellaneous special revenue fund, and the debt service fund, are aggregated into a single column and reported as non-major funds.

The School District adopts, and voters approve an annual budget for its General Fund. A budgetary comparison statement has been provided for the General Fund within the basic financial statements to demonstrate compliance with the budget.

The *Fiduciary Funds* are used to account for assets held by the School District in an agency capacity which accounts for assets held by the School District on behalf of others. Fiduciary funds are not reflected in the government-wide financial statement because the resources of these funds are *not* available to support the School District's programs.

The financial statements for the governmental and fiduciary funds can be found in the basic financial statement section of this report.

<u>Major Feature of the District-Wide and Fund Financial Statements</u>			
	Government-Wide Statements	Fund Financial Statements	
		<u>Governmental Funds</u>	<u>Fiduciary Funds</u>
Scope	Entire District (except fiduciary funds)	The activities of the School District that are not proprietary or fiduciary, such as special education, scholarship programs, and building maintenance	Instances in which the School District administers resources on behalf of someone else, such as student activities monies
Required financial statements	Statement of net assets Statement of activities	Balance sheet Statement of revenues, expenditures, and changes in fund balance	Statement of fiduciary net assets statement of changes in fiduciary net assets
Accounting basis and measurement focus	Accrual accounting and economic resources focus	Modified accrual accounting and current financial focus	Accrual accounting and economic resources focus
Type of asset/liability information	All assets and liabilities, both financial and capital, short-term and long-term	Generally, assets expected to be used up and liabilities that come due during the year or soon thereafter; no capital assets or long-term liabilities included	All assets and liabilities, both short-term and long-term; funds do not currently contain capital assets, although they can
Type of inflow/outflow information	All revenues and expenses during year, regardless of when cash is received or paid	Revenues for which cash is received during or soon after the end of the year; expenditures when goods or services have been received and the related liability is due and payable	All additions and deductions during the year, regardless of when cash is received or paid

Notes to the Financial Statements

The notes provide additional information that is essential to a full understanding of the data provided in the government-wide and fund financial statements. The notes to the financial statements can be found following the basic financial statement section of this report.

Government-Wide Statements

The government-wide statements report information about the District as a whole using accounting methods similar to those used by private-sector companies. The statement of net position includes all the School District's assets and liabilities. All the current year's revenues and expenses are accounted for in the statement of activities regardless of when cash is received or paid.

The two government-wide statements report the District's net position and how it has changed. Net position, the difference between the District's assets plus deferred outflow of resources and liabilities plus deferred inflow of resources, is one way to measure the District's financial health or position. Over time, increases or decreases in the District's net position are an indicator of whether its financial position is improving or deteriorating, respectively. Additional non-financial factors such as changes in the District's property tax base and the condition of the school buildings and facilities must also be considered to assess the District's overall health.

All of the District's services are reported in the government-wide financial statements as governmental activities. Most of the District's basic services are included here, such as regular and special education, transportation and administration. Property taxes, federal and state aid, and investment earnings finance most of these activities.

Financial Analysis of the School District as a Whole

Net Position

The District's combined net position was more on June 30, 2022 than the year before, increasing to (\$113,717,339), as shown in the table below.

	Governmental Activities		Total Variance
	<u>2022</u>	<u>2021</u>	
<u>ASSETS:</u>			
Current and Other Assets	\$ 59,905,435	\$ 35,814,978	\$ 24,090,457
Capital Assets	95,354,363	90,346,045	5,008,318
Total Assets	\$ 155,259,798	\$ 126,161,023	\$ 29,098,775
<u>DEFERRED OUTFLOWS OF RESOURCES:</u>			
Deferred Outflows of Resources	\$ 67,770,395	\$ 79,835,253	\$ (12,064,858)
<u>LIABILITIES:</u>			
Long-Term Debt Obligations	\$ 210,137,900	\$ 243,095,079	\$ (32,957,179)
Other Liabilities	8,606,721	19,251,459	(10,644,738)
Total Liabilities	\$ 218,744,621	\$ 262,346,538	\$ (43,601,917)
<u>DEFERRED INFLOWS OF RESOURCES:</u>			
Deferred Inflows of Resources	\$ 118,002,911	\$ 59,890,919	\$ 58,111,992
<u>NET POSITION:</u>			
Net Investment in Capital Assets	\$ 40,324,753	\$ 38,337,490	\$ 1,987,263
<u>Restricted For,</u>			
Capital Projects	3,234,851	-	3,234,851
Reserve for ERS	1,679,833	1,679,833	-
Debt Service Reserve	1,930,590	1,803,869	126,721
Accrued Benefit Liability Reserve	3,554,777	3,554,430	347
Other Purposes	2,621,465	2,618,288	3,177
Unrestricted	(167,063,608)	(164,235,091)	(2,828,517)
Total Net Position	\$ (113,717,339)	\$ (116,241,181)	\$ 2,523,842

The District's financial position is the product of many factors.

By far, the largest component of the School District's net position reflects its investment in capital assets, less any related debt used to acquire those assets that is still outstanding. The School District uses these capital assets to provide services to the students and consequently, these assets are not available for future spending. Although the School District's investment in its capital assets is reported net of related debt, it should be noted that the resources needed to repay this debt must be provided from other sources, since the capital assets themselves cannot be used to liquidate these liabilities.

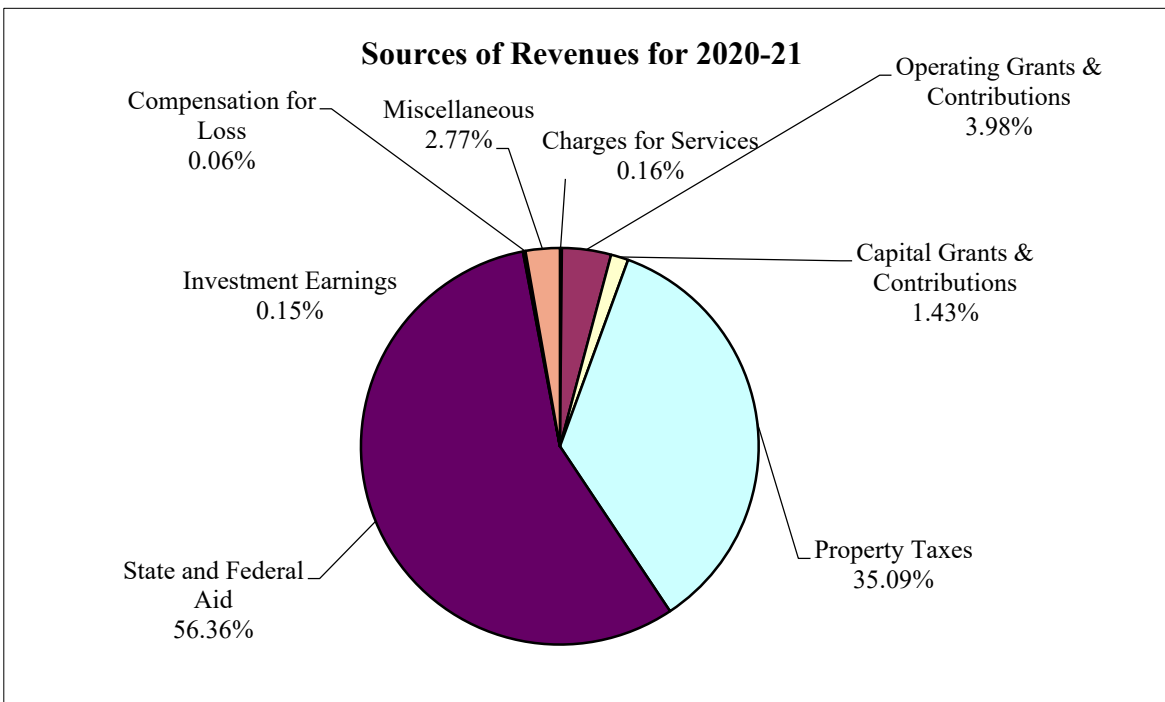
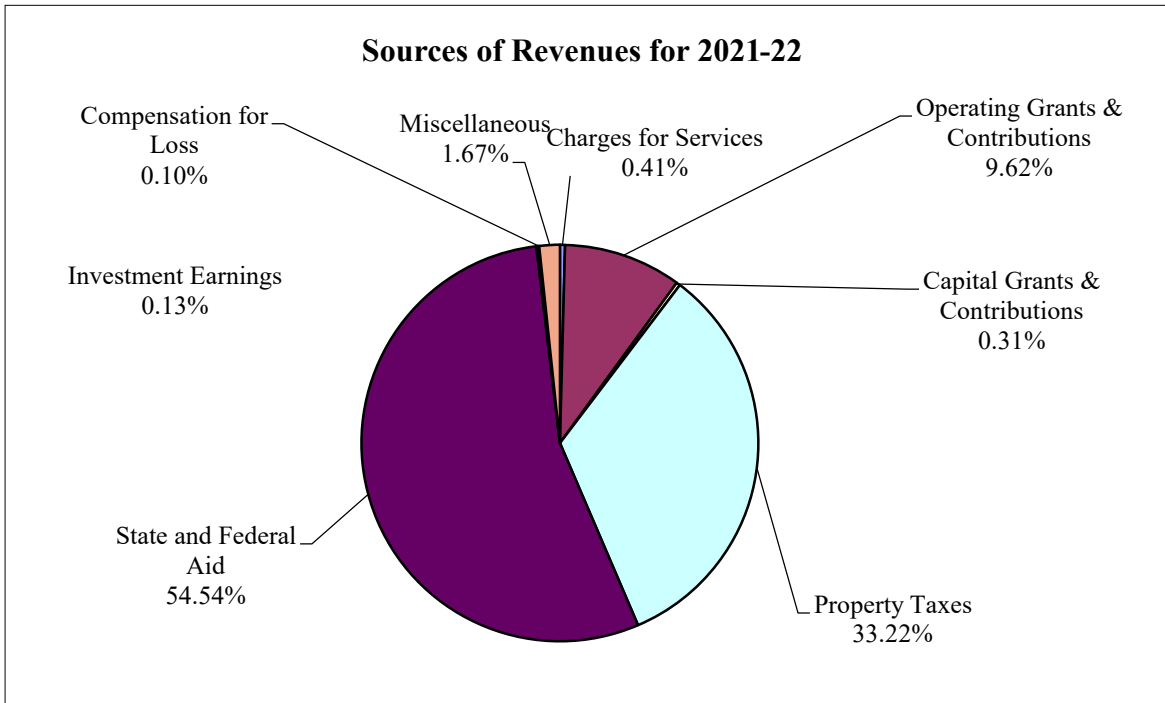
There were five restricted net asset balances: Capital Projects, Reserve for ERS, Debt Service Reserve, Accrued Benefit Liability Reserve, and Other Purposes. The remaining balance of unrestricted net position is a deficit of \$167,063,608.

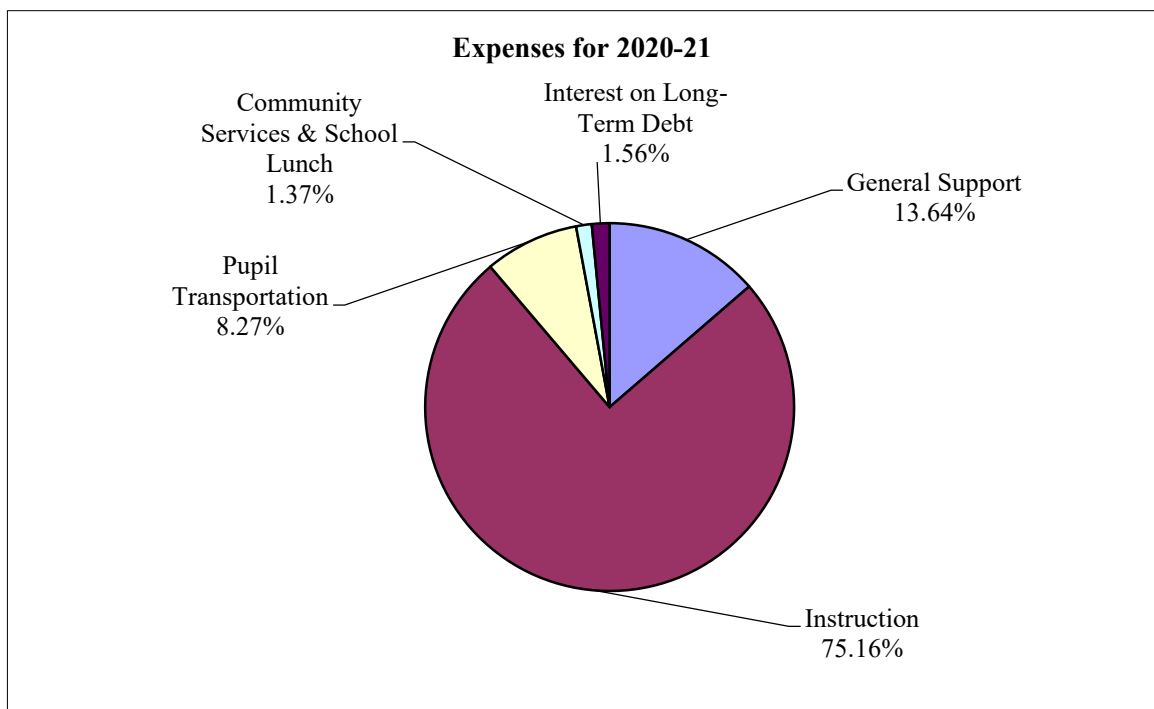
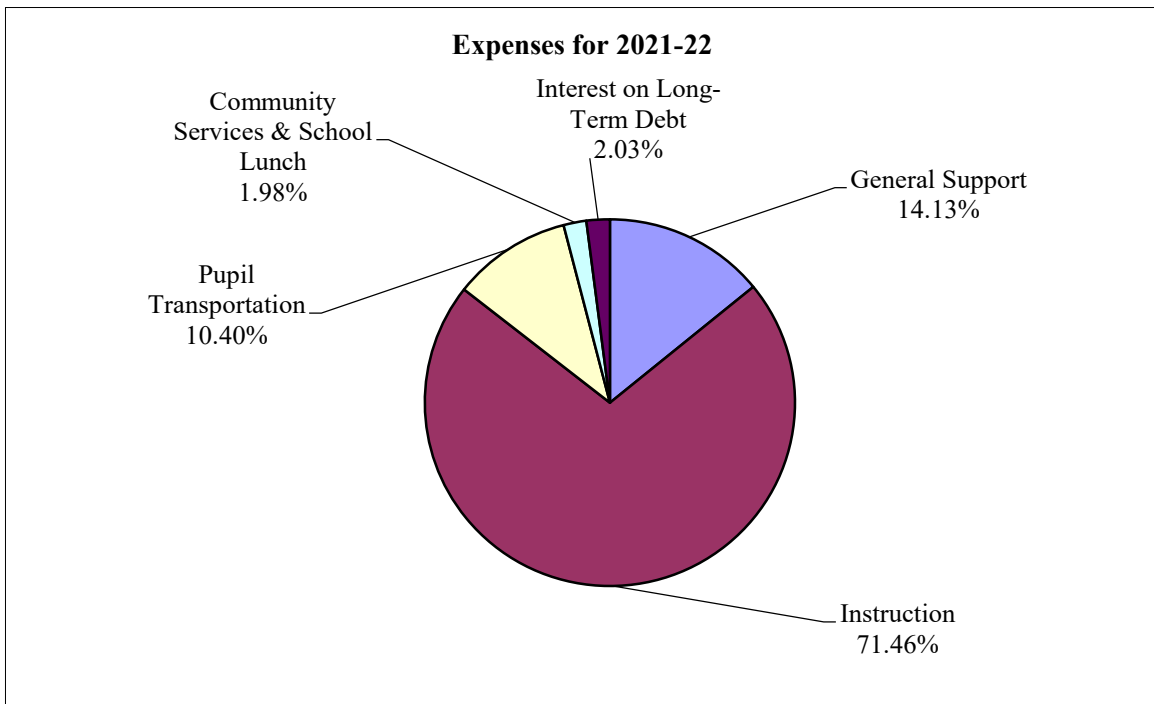
Changes in Net Position

The District's total revenue increased 6% to \$90,410,417. Approximately 55% of the revenue was from State and Federal Aid sources, while 33% came from property taxes. The remaining 12% of the revenue came from operating grants, capital grants, charges for services, investment earnings, compensation for loss, and miscellaneous revenues.

The total cost of all the programs and services decreased 10% to \$87,878,405. The District's expenses were predominately related to education and caring for the students, or Instruction _71%. General support, which included expenses associated with the operation, maintenance, and administration of the District, accounted for 14% of the total costs. See the table below for further details:

	<u>Governmental Activities</u>		<u>Total</u>
	<u>2022</u>	<u>2021</u>	<u>Variance</u>
<u>REVENUES:</u>			
<u>Program -</u>			
Charges for Service	\$ 368,800	\$ 137,107	\$ 231,693
Operating Grants & Contributions	8,693,655	3,403,666	5,289,989
Capital Grants & Contributions	280,270	1,220,504	(940,234)
Total Program	\$ 9,342,725	\$ 4,761,277	\$ 4,581,448
<u>General -</u>			
Property Taxes	\$ 30,038,691	\$ 29,994,824	\$ 43,867
State and Federal Aid	49,306,076	48,176,054	1,130,022
Investment Earnings	115,724	130,265	(14,541)
Compensation for Loss	91,653	47,215	44,438
Miscellaneous	1,515,548	2,362,516	(846,968)
Total General	\$ 81,067,692	\$ 80,710,874	\$ 356,818
TOTAL REVENUES	\$ 90,410,417	\$ 85,472,151	\$ 4,938,266
<u>SPECIAL ITEM:</u>			
Advance Refunding	\$ -	\$ 480,000	\$ 480,000
<u>EXPENSES:</u>			
General Support	\$ 12,413,372	\$ 13,238,140	\$ (824,768)
Instruction	62,794,111	73,020,538	(10,226,427)
Pupil Transportation	9,143,595	8,029,347	1,114,248
School Lunch	1,742,625	1,332,875	409,750
Interest	1,784,702	1,510,716	273,986
TOTAL EXPENSES	\$ 87,878,405	\$ 97,131,616	\$ (9,253,211)
CHANGE IN NET POSITION	\$ 2,532,012	\$ (11,179,465)	
NET POSITION, BEGINNING OF YEAR	(116,249,351)	(105,061,716)	
NET POSITION, END OF YEAR	\$ (113,717,339)	\$ (116,241,181)	
GASB 87 Restatement		(8,170)	
2021 RESTATED NET POSITION		\$ (116,249,351)	





Financial Analysis of the School District's Funds

The financial performance of the District as a whole is reflected in its governmental funds. As the District completed the year, its governmental funds reported combined fund balances of \$20,952,838, which is more than last year's ending fund balance of \$16,774,879.

The General Fund is the chief operating fund of the District. At the end of the current year, the total fund balance of the General Fund was \$16,067,404. Fund balance for the General Fund decreased by \$4,522,515 compared with the prior year. See table below:

<u>General Fund Balances:</u>	<u>2022</u>	<u>2021</u>	<u>Total Variance</u>
Nonspendable	\$ 1,540,150	\$ 3,209,985	\$ (1,669,835)
Restricted	7,619,470	7,618,794	676
Assigned	3,212,866	4,746,320	(1,533,454)
Unassigned	3,694,918	5,014,820	(1,319,902)
Total General Fund Balances	<u>\$ 16,067,404</u>	<u>\$ 20,589,919</u>	<u>\$ (4,522,515)</u>

General Fund Budgetary Highlights

The difference between the original budget and the final amended budget was \$4,946,320. This change is attributable to \$1,746,320 of carryover encumbrances from the 2020-21 school year and \$3,200,000 for voter approved capital project.

The key factors for budget variances in the general fund are listed below along with explanations for each.

Expenditure Items:	Budget Variance Original Vs. Amended	Explanation for Budget Variance
Programs for Children with Handicapping Conditions	\$603,085	Many students who are in need of special programming as determined by their IEP's (Individual Education Plan) are enrolled at the District's BOCES. The cost of these programs are high and determined at the end of the year based upon true costs. Estimating can be influence negatively by the actual true costs of these classes and the number of students who are determined to attend.
Transfers-Out	\$3,200,000	The voters approved a Capital Project on May 17, 2022. This is a \$25 million project with approval to fund \$3.2 million of it with available district funds. These funds were then transferred to the Capital Fund as authorized.

Revenue Items:	Budget Variance Amended Vs. Actual	Explanation for Budget Variance
Miscellaneous	(\$941,697)	Revenue budgeting is generally an estimate based on the prior year's data. Miscellaneous estimate is higher than actual due to over estimating and categorizing items in more detail once they are actualized.
State Sources	(\$1,193,446)	Estimated State Aid is based on Executive Aid runs from the prior spring. Building Aid was overestimated based on timing of submission of final cost reports of Capital Projects.
Expenditure Items:	Budget Variance Amended Vs. Actual	Explanation for Budget Variance
Teaching-Regular School	\$762,995	Budgeted salaries for teaching and administrative positions is based on prior year positions with room to make increases as needed once the student count and class size counts are known. There were also grant funds available to cover these changes that was not available in the past, therefore budgeted amount ran higher than actual.
Employee Benefits	\$1,282,323	The largest portion of this variance resulted from health insurance costs. Negotiated changes in the plan and the ability to move some of the costs into grants resulted in savings.

Capital Asset and Debt Administration

Capital Assets

By the end of the 2022 fiscal year, the District had invested \$95,346,500 in a broad range of capital assets, including land, work in progress, buildings and improvements, and machinery and equipment. The change in capital assets, net of accumulated depreciation, is reflected below:

	<u>2022</u>	<u>2021</u>
<u>Capital Assets</u>		
Land	\$ 425,000	\$ 425,000
Work in Progress	-	46,557,327
Buildings and Improvements	87,457,732	36,626,939
Machinery and Equipment	7,463,768	6,736,779
Total Capital Assets	<u>\$ 95,346,500</u>	<u>\$ 90,346,045</u>
<u>Lease Assets</u>		
Equipment	\$ 7,863	\$ 326,950
Total Lease Assets	<u>\$ 7,863</u>	<u>\$ 326,950</u>

More detailed information can be found in the notes to the financial statements.

Long-Term Debt

At year-end, the District had \$210,137,900 in general obligation bonds and other long-term debt as follows:

<u>Type</u>	<u>2022</u>	<u>2021</u>
Serial Bonds	\$ 48,053,059	\$ 40,380,436
Lease Liability	-	335,120
Unamortized Bond Premium	6,978,539	6,495,514
OPEB	151,425,460	188,029,781
Net Pension Liability	-	4,586,200
Compensated Absences	3,680,842	3,603,148
Total Long-Term Obligations	<u>\$ 210,137,900</u>	<u>\$ 243,430,199</u>

More detailed information can be found in the notes to the financial statements.

Factors Bearing on the District's Future

The District has finalized both the large \$40.8 million capital project as well as the \$12 million security project. These improvements have greatly enhanced our buildings. The security has allowed us to have single point of entry in all buildings as well as up-to-date door locks, PA systems, window systems and many other features. The voters have approved a new capital project with the budget vote on May 17, 2022. This keeps the District on a 5 year capital project rotation, keeping our capital assets in good condition.

The District, like everyone, is still dealing with the effects of COVID-19. Managing the student needs, staff needs, and community expectations. The grants from the stimulus funds has brought much needed support to help deal with the difficult times. The financial impact in future years will require innovative planning.

Contacting the School District's Financial Management

This financial report is designed to provide the District's citizens, taxpayers, customers, investors, and creditors with a general overview of the District's finances and to demonstrate the District's accountability for the money it receives. Questions concerning any of the information provided in this report or requests for additional information should be addressed to the following:

Central Square Central School District
44 School Drive
Central Square, New York 13036

CENTRAL SQUARE CENTRAL SCHOOL DISTRICT, NEW YORK

Statement of Net Position

June 30, 2022

	<u>Governmental Activities</u>
ASSETS	
Cash and cash equivalents	\$ 23,537,782
Accounts receivable	5,835,385
Inventories	53,590
Net pension asset	30,478,678
Capital Assets:	
Land	425,000
Other capital assets (net of depreciation and amortization)	94,929,363
TOTAL ASSETS	<u>\$ 155,259,798</u>
 DEFERRED OUTFLOWS OF RESOURCES	
Deferred outflows of resources	<u>\$ 67,770,395</u>
 LIABILITIES	
Accounts payable	\$ 428,173
Accrued liabilities	3,539,551
Unearned revenues	589,673
Due to other governments	372,317
Due to teachers' retirement system	3,235,717
Due to employees' retirement system	384,701
Other Liabilities	56,589
Long-Term Obligations:	
Due in one year	6,267,352
Due in more than one year	203,870,548
TOTAL LIABILITIES	<u>\$ 218,744,621</u>
 DEFERRED INFLOWS OF RESOURCES	
Deferred inflows of resources	<u>\$ 118,002,911</u>
 NET POSITION	
Net investment in capital assets	\$ 40,324,753
Restricted For:	
Capital projects	3,234,851
Debt service	1,930,590
Reserve for employee retirement system	1,679,833
Accrued benefit liability reserve	3,554,777
Other purposes	2,621,465
Unrestricted	(167,063,608)
TOTAL NET POSITION	<u>\$ (113,717,339)</u>

(See accompanying notes to financial statements)

CENTRAL SQUARE CENTRAL SCHOOL DISTRICT, NEW YORK

Statement of Activities

For The Year Ended June 30, 2022

<u>Functions/Programs</u>	<u>Expenses</u>	<u>Program Revenues</u>			<u>Net (Expense)</u>
		<u>Charges for</u>	<u>Operating</u>	<u>Capital</u>	<u>Revenue and</u>
		<u>Services</u>	<u>Grants and</u>	<u>Grants and</u>	<u>Changes in</u>
			<u>Contributions</u>	<u>Contributions</u>	<u>Net Position</u>
					<u>Governmental</u>
					<u>Activities</u>
<u>Primary Government -</u>					
General support	\$ 12,413,372	\$ -	\$ -	\$ -	\$ (12,413,372)
Instruction	62,794,111	239,513	6,928,858	280,270	(55,345,470)
Pupil transportation	9,143,595	-	-	-	(9,143,595)
School lunch	1,742,625	129,287	1,764,797	-	151,459
Interest	1,784,702	-	-	-	(1,784,702)
Total Primary Government	\$ 87,878,405	\$ 368,800	\$ 8,693,655	\$ 280,270	\$ (78,535,680)
General Revenues:					
Property taxes					\$ 30,038,691
State and federal aid					49,306,076
Investment earnings					115,724
Compensation for loss					91,653
Miscellaneous					1,515,548
Total General Revenues					\$ 81,067,692
Changes in Net Position					\$ 2,532,012
Net Position, Beginning of Year (restated)					(116,249,351)
Net Position, End of Year					\$ (113,717,339)

CENTRAL SQUARE CENTRAL SCHOOL DISTRICT, NEW YORK

Balance Sheet

Governmental Funds

June 30, 2022

	General Fund	Special Aid Fund	School Lunch Fund	Capital Projects Fund	Nonmajor Governmental Funds	Total Governmental Funds
ASSETS						
Cash and cash equivalents	\$ 16,222,531	\$ 1,755,371	413,682	\$ 2,979,091	\$ 2,167,107	\$ 23,537,782
Receivables	3,824,844	1,325,911	404,360	280,270	-	5,835,385
Inventories	-	-	53,590	-	-	53,590
Due from other funds	3,809,635	-	-	120,739	88	3,930,462
TOTAL ASSETS	\$ 23,857,010	\$ 3,081,282	\$ 871,632	\$ 3,380,100	\$ 2,167,195	\$ 33,357,219
LIABILITIES AND FUND BALANCES						
Liabilities -						
Accounts payable	\$ 250,787	\$ -	\$ 36,013	\$ 141,373	\$ -	\$ 428,173
Accrued liabilities	3,368,899	-	37,850	-	-	3,406,749
Due to other funds	120,739	2,588,174	1,219,661	1,888	-	3,930,462
Due to other governments	372,174	-	143	-	-	372,317
Due to TRS	3,235,717	-	-	-	-	3,235,717
Due to ERS	384,701	-	-	-	-	384,701
Other liabilities	56,589	-	-	-	-	56,589
Unearned revenue	-	493,108	96,565	-	-	589,673
TOTAL LIABILITIES	\$ 7,789,606	\$ 3,081,282	\$ 1,390,232	\$ 143,261	\$ -	\$ 12,404,381
Fund Balances -						
Nonspendable	\$ 1,540,150	\$ -	\$ 53,590	\$ -	\$ -	\$ 1,593,740
Restricted	7,619,470	-	-	3,236,839	2,167,195	13,023,504
Assigned	3,212,866	-	-	-	-	3,212,866
Unassigned	3,694,918	-	(572,190)	-	-	3,122,728
TOTAL FUND BALANCE	\$ 16,067,404	\$ -	\$ (518,600)	\$ 3,236,839	\$ 2,167,195	\$ 20,952,838
TOTAL LIABILITIES AND FUND BALANCES	\$ 23,857,010	\$ 3,081,282	\$ 871,632	\$ 3,380,100	\$ 2,167,195	

Amounts reported for governmental activities in the

Statement of Net Position are different because:

Capital assets/right to use assets used in governmental activities are not financial resources and therefore are not reported in the funds.

95,354,363

Interest is accrued on outstanding bonds in the statement of net position but not in the funds.

(132,802)

The following long-term obligations are not due and payable in the current period and therefore are not reported in the governmental funds:

Serial bonds payable	(48,053,059)
OPEB	(151,425,460)
Compensated absences	(3,680,842)
Unamortized bond premium	(6,978,539)
Net pension asset	30,478,678
Deferred outflow - pension	21,196,959
Deferred outflow - OPEB	46,573,436
Deferred inflow - pension	(39,656,029)
Deferred inflow - OPEB	(78,346,882)

Net Position of Governmental Activities

\$ (113,717,339)

CENTRAL SQUARE CENTRAL SCHOOL DISTRICT, NEW YORK
Statement of Revenues, Expenditures and Changes in Fund Balances
Governmental Funds
For The Year Ended June 30, 2022

	General Fund	Special Aid Fund	School Lunch Fund	Capital Projects Fund	Nonmajor Governmental Funds	Total Governmental Funds
REVENUES						
Real property taxes and tax items	\$ 30,038,691	\$ -	\$ -	\$ -	\$ -	\$ 30,038,691
Charges for services	239,513	-	-	-	-	239,513
Use of money and property	112,245	-	84	-	3,395	115,724
Sale of property and compensation for loss	91,653	-	-	-	-	91,653
Miscellaneous	1,308,303	-	51,516	-	32,373	1,392,192
State sources	49,112,569	713,662	32,674	280,270	-	50,139,175
Federal sources	193,507	6,215,196	1,732,123	-	-	8,140,826
Sales	-	-	129,287	-	-	129,287
TOTAL REVENUES	\$ 81,096,481	\$ 6,928,858	\$ 1,945,684	\$ 280,270	\$ 35,768	\$ 90,287,061
EXPENDITURES						
General support	\$ 9,360,692	\$ -	\$ -	\$ -	\$ 200,817	\$ 9,561,509
Instruction	38,370,672	5,992,316	-	-	-	44,362,988
Pupil transportation	5,416,537	113,709	-	1,133,058	-	6,663,304
Employee benefits	21,487,093	1,085,227	227,567	-	-	22,799,887
Debt service - principal	335,120	-	-	-	4,715,436	5,050,556
Debt service - interest	5,120	-	-	-	2,315,932	2,321,052
Cost of sales	-	-	859,121	-	-	859,121
Other expenses	-	-	665,432	-	29,555	694,987
Capital outlay	-	-	-	7,247,930	-	7,247,930
TOTAL EXPENDITURES	\$ 74,975,234	\$ 7,191,252	\$ 1,752,120	\$ 8,380,988	\$ 7,261,740	\$ 99,561,334
EXCESS (DEFICIENCY) OF REVENUES OVER EXPENDITURES	\$ 6,121,247	\$ (262,394)	\$ 193,564	\$ (8,100,718)	\$ (7,225,972)	\$ (9,274,273)
OTHER FINANCING SOURCES (USES)						
Transfers - in	\$ -	\$ 262,394	\$ 50,000	\$ 3,300,000	\$ 7,031,368	\$ 10,643,762
Transfers - out	(10,643,762)	-	-	-	-	(10,643,762)
Proceeds from obligations	-	-	-	11,633,059	-	11,633,059
BAN's redeemed from appropriations	-	-	-	755,000	-	755,000
Premium on obligations issued	-	-	-	740,000	324,173	1,064,173
TOTAL OTHER FINANCING SOURCES (USES)	\$ (10,643,762)	\$ 262,394	\$ 50,000	\$ 16,428,059	\$ 7,355,541	\$ 13,452,232
NET CHANGE IN FUND BALANCE	\$ (4,522,515)	\$ -	\$ 243,564	\$ 8,327,341	\$ 129,569	\$ 4,177,959
FUND BALANCE, BEGINNING OF YEAR	20,589,919	-	(762,164)	(5,090,502)	2,037,626	16,774,879
FUND BALANCE, END OF YEAR	\$ 16,067,404	\$ -	\$ (518,600)	\$ 3,236,839	\$ 2,167,195	\$ 20,952,838

CENTRAL SQUARE CENTRAL SCHOOL DISTRICT, NEW YORK
Reconciliation of Governmental Funds Statement of Revenues, Expenditures, and Changes in
Fund Balances of Governmental Funds to Statement of Activities
For The Year Ended June 30, 2022

NET CHANGE IN FUND BALANCES -
TOTAL GOVERNMENTAL FUNDS

\$ 4,177,959

Amounts reported for governmental activities in the Statement of Activities are different because:

Governmental funds report capital outlays as expenditures. However, in the Statement of Activities the cost of those assets is allocated over their estimated useful lives and reported as depreciation expense. The following are the amounts by which capital outlays and additions of assets in excess depreciation in the current period:

Capital Outlay	\$ 7,247,930	
Additions to Assets, Net	1,287,158	
Depreciation and Amortization	<u>(3,853,720)</u>	
		4,681,368

Bond proceeds provide current financial resources to governmental funds, but issuing debt increases long-term obligations in the Statement of Net Position. Repayment of bond principal is an expenditure in the governmental funds, but the repayment reduces long-term obligations in the Statement of Net Position. The following details these items as they effect the governmental activities:

Debt Repayments	\$ 5,050,556	
Proceeds from Bond Issuance	(11,633,059)	
Proceeds from BAN Redemption	(755,000)	
Unamortized Bond Premium	<u>(483,025)</u>	
		(7,820,528)

In the Statement of Activities, interest is accrued on outstanding bonds, whereas in governmental funds, an interest expenditure is reported when due. 78,558

The net OPEB liability does not require the use of current financial resources and, therefore, is not reported as an expenditure in the governmental funds. (4,340,499)

(Increase) decrease in proportionate share of net pension asset/liability reported in the Statement of Activities do not provide for or require the use of current financial resources and therefore are not reported as revenues or expenditures in the governmental funds

Teachers' Retirement System	4,553,664
Employees' Retirement System	1,279,184

In the Statement of Activities, vacation pay, teachers' retirement incentive and judgments and claims are measured by the amount accrued during the year. In the governmental funds, expenditures for these items are measured by the amount actually paid. The following provides the differences of these items as presented in the governmental activities:

Compensated Absences	<u>(77,694)</u>
----------------------	-----------------

CHANGE IN NET POSITION OF GOVERNMENTAL ACTIVITIES

\$ 2,532,012

CENTRAL SQUARE CENTRAL SCHOOL DISTRICT, NEW YORK

Statement of Fiduciary Net Position

June 30, 2022

	<u>Custodial Funds</u>
ASSETS	
Cash and cash equivalents	\$ 124,478
TOTAL ASSETS	\$ 124,478
LIABILITIES	
Due to Other Governments	\$ 251
TOTAL LIABILITIES	\$ 251
NET POSITION	
Restricted for individuals, organizations and other governments	\$ 124,227
TOTAL NET POSITION	\$ 124,227

Statement of Changes in Fiduciary Net Position

For The Year Ended June 30, 2022

	<u>Custodial Funds</u>
ADDITIONS	
Gifts and Donations	\$ 25,785
Investment earnings	211
Library taxes	55,000
Miscellaneous	113,045
TOTAL ADDITIONS	\$ 194,041
DEDUCTIONS	
Student activity	\$ 133,932
Library taxes	55,000
TOTAL DEDUCTIONS	\$ 188,932
CHANGE IN NET POSITION	\$ 5,109
NET POSITION, BEGINNING OF YEAR	119,118
NET POSITION, END OF YEAR	\$ 124,227

CENTRAL SQUARE CENTRAL SCHOOL DISTRICT, NEW YORK

Notes To The Basic Financial Statements

June 30, 2022

I. Summary of Significant Accounting Policies

The financial statements of the Central Square Central School District, New York (the District) have been prepared in conformity with generally accepted accounting principles (GAAP) as applied to government units. The Governmental Accounting Standards Board (GASB) is the accepted standard setting body for establishing governmental accounting and financial reporting principles. The more significant of the District's accounting policies are described below.

A. Reporting Entity

The Central Square Central School District is governed by the laws of New York State. The District is an independent entity governed by an elected Board of Education consisting of nine members. The President of the Board serves as the chief fiscal officer and the Superintendent is the chief executive officer. The Board is responsible for, and controls all activities related to public school education within the District. Board members have authority to make decisions, power to appoint management, and primary accountability for all fiscal matters.

The reporting entity of the District is based upon criteria set forth by GASB Statement 14, *The Financial Reporting Entity*, as amended by GASB Statement 39, *Component Units* and GASB Statement No. 61, *The Financial Reporting Entity*. The financial reporting entity consists of the primary government, organizations for which the primary government is financially accountable and other organizations for which the nature and significance of their relationship with the primary government are such that exclusion would cause the reporting entity's financial statements to be misleading or incomplete.

The District is not a component unit of another reporting entity. The decision to include a potential component unit in the District's reporting entity is based on several criteria including legal standing, fiscal dependency, and financial accountability. Based on the application of these criteria, the following is a brief review of certain entities included in the District's reporting entity.

1. Extraclassroom Activity Funds

The extraclassroom activity funds of the District represent funds of the students of the District. The Board of Education exercises general oversight of these funds. The extraclassroom activity funds are independent of the District with respect to its financial transactions, and the designation of student management. Separate audited financial statements (cash basis) of the extraclassroom activity funds can be found at the District's business office. The District accounts for assets held as an agency for various student organizations in an agency fund.

(I.) (Continued)

B. Joint Venture

The District is a component of the Oswego County Board of Cooperative Educational Services (BOCES). The BOCES is a voluntary, cooperative association of school districts in a geographic area that shares planning, services, and programs which provide educational and support activities. There is no authority or process by which a school district can terminate its status as a BOCES component.

BOCES are organized under §1950 of the New York State Education Law. A BOCES Board is considered a corporate body. Members of a BOCES Board are nominated and elected by their component member boards in accordance with provisions of §1950 of the New York State Education Law. All BOCES property is held by the BOCES Board as a corporation (§1950(6)). In addition, BOCES Boards also are considered municipal corporations to permit them to contract with other municipalities on a cooperative basis under §119-n(a) of the New York State General Municipal Law.

A BOCES' budget is comprised of separate budgets for administrative, program, and capital costs. Each component school district's share of administrative and capital cost is determined by resident public school district enrollment as defined in Education Law, Section 1950(4)(b)(7). In addition, component districts pay tuition or a service fee for programs in which its students participate.

During the year, the District was billed \$10,880,801 for BOCES administrative and program costs.

The District's share of BOCES aid amounted to \$4,439,728.

Financial statements for the BOCES are available from the BOCES administrative office.

C. Basis of Presentation

1. Districtwide Statements

The Statement of Net Position and the Statement of Activities present financial information about the District's governmental activities. These statements include the financial activities of the overall government in its entirety, except those that are fiduciary. Eliminations have been made to minimize the double counting of internal transactions. Governmental activities generally are financed through taxes, state aid, intergovernmental revenues, and other exchange and non-exchange transactions. Operating grants include operating-specific and discretionary (either operating or capital) grants, while the capital grants column reflects capital specific grants.

The Statement of Activities presents a comparison between program expenses and revenues for each function of the District's governmental activities. Direct expenses are those that are specifically associated with and are clearly identifiable to a particular function. Indirect expenses, principally employee benefits, are allocated to functional areas in proportion to the payroll expended for those areas. Program revenues include charges paid by the recipients of goods or services offered by the programs, and grants and contributions that are restricted to meeting the operational or capital requirements of a particular program. Revenues that are not classified as program revenues, including all taxes, are presented as general revenues.

(I.) (Continued)

2. **Fund Statements**

The fund statements provide information about the District's funds, including fiduciary funds. Separate statements for each fund category (governmental and fiduciary) are presented. The emphasis of fund financial statements is on major governmental funds, each displayed in a separate column. All remaining governmental funds are aggregated and reported as nonmajor funds.

The District reports the following governmental funds:

a. **Major Governmental Funds**

General Fund - This is the District's primary operating fund. It accounts for all financial transactions that are not required to be accounted for in another fund.

Capital Projects Fund - Used to account for the acquisition construction or major repair of capital facilities and bus purchases.

Special Aid Fund - This fund accounts for the proceeds of specific revenue sources, such as federal and state grants, that are legally restricted to expenditures for specified purposes. These legal restrictions may be imposed either by governments that provide the funds, or by outside parties.

School Lunch Fund - Used to account for transactions of the District's lunch, breakfast and milk programs.

b. **Non-major Governmental** - The other funds which are not considered major are aggregated and reported as non-major governmental funds as follows:

Miscellaneous Special Revenue Fund – used to account for and report those revenues that are restricted or committed to expenditures for specified purposes.

Debt Service Fund - This fund accounts for the accumulation of resources and the payment of principal and interest on long-term obligations for governmental activities.

c. **Fiduciary** - Fiduciary activities are those in which the District acts as trustee or agent for resources that belong to others. These activities are not included in the District-wide financial statements, because their resources do not belong to the District, and are not available to be used.

Custodial Funds - These funds are strictly custodial in nature and do not involve the measurement of results of operations. Assets are held by the District as agent for various student groups or extraclassroom activity funds.

(I.) (Continued)

D. Measurement Focus and Basis of Accounting

Accounting and financial reporting treatment is determined by the applicable measurement focus and basis of accounting. Measurement focus indicates the type of resources being measured such as current financial resources or economic resources. The basis of accounting indicates the timing of transactions or events for recognition in the financial statements.

The District-Wide and fiduciary fund financial statements are reported using the economic resources measurement focus and the accrual basis of accounting. Revenues are recorded when earned and expenses are recorded at the time liabilities are incurred, regardless of when the related cash transaction takes place. Nonexchange transactions, in which the District gives or receives value without directly receiving or giving equal value in exchange, include property taxes, grants and donations. On an accrual basis revenue from property taxes is recognized in the fiscal year for which the taxes are levied. Revenue from grants and donations is recognized in the fiscal year in which all eligibility requirements have been satisfied.

The fund financial statements are reported using the current financial resources measurement focus and the modified accrual basis of accounting. Under this method, revenues are recognized when measurable and available. The District considers all revenues reported in the governmental funds to be available if the revenues are collected within one year after the end of the fiscal year.

Expenditures are recorded when the related fund liability is incurred, except for principal and interest on general long-term debt, claims and judgments, and compensated absences, which are recognized as expenditures to the extent they have matured. General capital asset acquisitions are reported as expenditures in governmental funds. Proceeds of general long-term debt and acquisitions under capital leases are reported as other financing sources.

E. Property Taxes

Real property taxes are levied annually by the Board of Education no later than September 1, and become a lien on August 23, 2021. Taxes are collected during the period September 1 to November 1, 2021.

Uncollected real property taxes are subsequently enforced by the Counties in which the District is located. The Counties pay an amount representing uncollected real property taxes transmitted to the Counties for enforcement to the District no later than the following April 1.

F. Restricted Resources

When an expense is incurred for purposes for which both restricted and unrestricted net position are available, the District's policy concerning which to apply first varies with the intended use, and with associated legal requirements, many of which are described elsewhere in these notes.

(I.) (Continued)

G. Interfund Transactions

The operations of the District include transactions between funds. These transactions may be temporary in nature, such as with interfund borrowing. The District typically loans resources between funds for the purpose of providing cash flow. These interfund receivables and payables are expected to be repaid within one year. Permanent transfers of funds include the transfer of expenditures and revenues to provide financing or other services.

In the District-wide statements, the amounts reported on the Statement of Net Position for interfund receivables and payables represent amounts due between different fund types (governmental activities and fiduciary funds). Eliminations have been made for all interfund receivables and payables between the funds.

The governmental funds report all interfund transactions as originally recorded. Interfund receivables and payables may be netted on the accompanying governmental funds balance sheet when it is the District's practice to settle these amounts at a net balance based upon the right of legal offset.

Refer to Note VII for a detailed disclosure by individual fund for interfund receivables, payables, expenditures, and revenues activity.

H. Estimates

The preparation of financial statements in conformity with accounting principles generally accepted in the United States of America requires management to make estimates and assumptions that affect the reported amount of assets, deferred outflows of resources, liabilities, and deferred inflows of resources and disclosure of contingent assets and liabilities at the date of the financial statements and the reported revenues and expenses/expenditures during the reporting period. Actual results could differ from those estimates. Estimates and assumptions are made in a variety of areas, including computation of encumbrances, compensated absences, potential contingent liabilities and useful lives of long-lived assets.

I. Cash and Cash Equivalents

The District's cash and cash equivalents consist of cash on hand, demand deposits, and short-term investments with original maturities of three months or less from the date of acquisition.

New York State Law governs the District's investment policies. Resources must be deposited in FDIC-insured commercial banks or trust companies located within the State. Permissible investments include obligations of the United States Treasury, United States Agencies, repurchase agreements and obligations of New York State or its localities.

Collateral is required for demand and time deposits and certificates of deposit not covered by FDIC insurance. Obligations that may be pledged as collateral are obligations of the United States and its agencies and obligations of the State and its municipalities and Districts.

(I.) (Continued)

J. Receivables

Receivables are shown net of an allowance for uncollectible accounts, when applicable. No allowance for uncollectible accounts has been provided since it is believed that such allowance would not be material.

In addition, the District will report a receivable relating to a lease arrangement. The receivable is recorded at the present value of the future payments and recognized over the life of the lease.

K. Inventory and Prepaid Items

Inventories of food and/or supplies for school lunch are recorded at cost on a first-in, first-out basis or, in the case of surplus food, at stated value which approximates market. Purchases of inventoriable items in other funds are recorded as expenditures at the time of purchase and are considered immaterial in amount.

Prepaid items represent payments made by the District for which benefits extend beyond year end. These payments to vendors reflect costs applicable to future accounting periods and are recorded as prepaid items in both the District-wide and fund financial statements. These items are reported as assets on the statement of net position or balance sheet using the consumption method. A current asset for the prepaid amounts is recorded at the time of purchase and an expense/expenditure is reported in the year the goods or services are consumed.

A non-spendable fund balance for these non-liquid assets (inventories and prepaid items) has been recognized to signify that a portion of fund balance is not available for other subsequent expenditures.

L. Capital Assets

In the District-wide financial statements, capital assets are accounted for at historical cost or estimated historical cost if actual is unavailable, except for donated capital assets which are recorded at their acquisition value at the date of donation.

Depreciation of all exhaustible capital assets is recorded as an allocated expense in the Statement of Activities, with accumulated depreciation reflected in the Statement of Net Position. Depreciation is provided over the assets' estimated useful lives using the straight-line method of depreciation. A capitalization threshold of \$5,000 is used to report capital assets. The range of estimated useful lives by type of assets is as follows:

<u>Class</u>	<u>Capitalization Threshold</u>	<u>Depreciation Method</u>	<u>Estimated Useful Life</u>
Buildings	\$ 50,000	SL	15-50 Years
Machinery and Equipment	\$ 5,000	SL	5-25 Years

The investment in infrastructure type assets have not been segregated for reporting purposes since all costs associated with capital projects are consolidated and reported as additions to buildings and improvements.

(I.) (Continued)

M. Right To Use Assets

The District-wide financial statements, right-to-use-assets are reported within the major class of the underlying asset and valued at the future minimum lease payment. Amortization is between 3 and 5 years based on the contract terms and/or estimated replacement of the assets.

N. Unearned Revenue

The District reports unearned revenues on its Statement of Net Position and its Balance Sheet. On the Statement of Net Position, unearned revenue arises when resources are received by the District before it has legal claim to them, as when grant monies are received prior to incurrence of qualifying expenditures. In subsequent periods, when the District has legal claim to resources, the liability for unearned revenue is removed and revenue is recognized.

O. Deferred Outflows and Inflows of Resources

In addition to assets, the Statement of Net Position will sometimes report a separate section for deferred outflows of resources. This separate financial statement element, *deferred outflows of resources*, represents a consumption of net position that applies to a future period and so will not be recognized as an outflow of resources (expenses/expenditure) until then.

In addition to liabilities, the statement of net position will sometimes report a separate section for deferred inflows of resources. This separate financial statement element, *deferred inflows of resources*, represents an acquisition of net position that applies to a future period(s) and so will not be recognized as an inflow of resources (revenue) until that time.

P. Vested Employee Benefits

1. Compensated Absences

Compensated absences consist of unpaid accumulated annual sick leave, vacation, and sabbatical time.

Sick leave eligibility and accumulation is specified in negotiated labor contracts, and in individual employment contracts. Upon retirement, resignation or death, employees may contractually receive a payment based on unused accumulated sick leave.

The District employees are granted vacation in varying amounts, based primarily on length of service and service position. Some earned benefits may be forfeited if not taken within varying time periods.

Consistent with GASB Statement 16, Accounting for Compensated Absences, the liability has been calculated using the vesting/termination method and an accrual for that liability is included in the District-wide financial statements. The compensated absences liability is calculated based on the pay rates in effect at year end.

(I.) (Continued)

In the fund's statements only the amount of matured liabilities is accrued within the General Fund based upon expendable and available financial resources. These amounts are expensed on a pay-as-you-go basis.

Q. Other Benefits

District employees participate in the New York State Employees' Retirement System and the New York State Teachers' Retirement System.

District employees may choose to participate in the District's elective deferred compensation plans established under Internal Revenue Code Sections 403(b) and 457.

In addition to providing pension benefits, the District provides post-employment health coverage to retired employees in accordance with the provision of various employment contracts in effect at the time of retirement. Substantially all the District's employees may become eligible for these benefits if they reach normal retirement age while working for the District. Health care benefits are provided through plans whose premiums are based on the benefits paid during the year. The cost of providing post-retirement benefits may be shared between the District and the retired employee. The District recognizes the cost of providing health insurance by recording its share of insurance premiums as an expenditure.

R. Short-Term Debt

The District may issue Bond Anticipation Notes (BAN), in anticipation of proceeds from the subsequent sale of bonds. These notes are recorded as current liabilities of the funds that will actually receive the proceeds from the issuance of bonds. State law requires that a BAN issued for capital purposes be converted to long-term financing within five years after the original issue date.

S. Accrued Liabilities and Long-Term Obligations

Payables, accrued liabilities, and long-term obligations are reported in the district-wide financial statements. In the governmental funds, payables and accrued liabilities are paid in a timely manner and in full from current financial resources. Claims and judgments, other postemployment benefits payable and compensated absences that will be paid from governmental funds are reported as a liability in the funds' financial statements only to the extent that they are due for payment in the current year. Bonds and other long-term obligations that will be paid from governmental funds are recognized as a liability in the fund financial statements when due.

Long-term obligations represent the District's future obligations or future economic outflows. The liabilities are reported as due in one year or due within more than one year in the Statement of Net Position.

T. Equity Classifications

1. District-Wide Statements

In the District-wide statements there are three classes of net position:

(I.) (Continued)

- a. **Net Investment in Capital Assets** - consists of net capital assets (cost less accumulated depreciation) reduced by outstanding balances of related debt obligations from the acquisition, constructions or improvements of those assets.
- b. **Restricted Net Position** - reports net position when constraints placed on the assets or deferred outflows of resources are either externally imposed by creditors (such as through debt covenants), grantors, contributors, or laws or regulations of other governments, or imposed by law through constitutional provisions or enabling legislation.

On the Statement of Net Position, the following balances represent the restricted for other purposes:

	<u>Total</u>
Workers' Compensation	\$ 1,186,681
Retirement Contribution - TRS	1,116,617
Tax Certiorari	81,562
Scholarships	<u>236,605</u>
Total Net Position - Restricted for Other Purposes	<u>\$ 2,621,465</u>

- c. **Unrestricted Net Position** - reports the balance of net position that does not meet the definition of the above two classifications. The reported deficit of \$167,063,608 at year end is the result of full implementation of GASB #75 regarding retiree health obligations.

2. **Fund Statements**

In the fund basis statements there are five classifications of fund balance:

- a. **Nonspendable Fund Balance** – Includes amounts that cannot be spent because they are either not in spendable form or legally or contractually required to be maintained intact. Nonspendable fund balance includes:

	<u>Total</u>
Inventory in School Lunch	\$ 53,590
Noncurrent Receivables	<u>1,540,150</u>
Total Nonspendable Fund Balance	<u>\$ 1,593,740</u>

- b. **Restricted Fund Balances** – Includes amounts with constraints placed on the use of resources either externally imposed by creditors, grantors, contributors, or laws or regulations of other governments; or imposed by law through constitutional provisions or enabling legislation. All encumbrances of funds other than the general fund are classified as restricted fund balance. The District has established the following restricted fund balances:

(I.) (Continued)

Reserve for Debt Service - According to General Municipal Law §6-1, the Reserve for Debt Service must be established for the purpose of retiring the outstanding obligations upon the sale of District property or capital improvement that was financed by obligations that remain outstanding at the time of the sale. Also, earnings on project monies invested together with unused proceeds are reported here.

Employee Benefit Accrued Liability Reserve - According to General Municipal Law §6-p, must be used for the payment of accrued employee benefits due to an employee upon termination of the employee's service. This reserve may be established by a majority vote of the Board and is funded by budgetary appropriations and such other reserves and funds that may be legally appropriated.

Tax Certiorari Reserve - According to General Municipal Law §3651.1-a, must be used to establish a reserve fund for tax certiorari claims and to expend from the fund without voter approval. The monies held in the reserve shall not exceed the amount which might reasonably be deemed necessary to meet anticipated judgments and claims arising out of tax certiorari proceedings. Any resources deposited to the reserve which are not expended for tax certiorari proceeding in the year such monies are deposited must be returned to the General Fund on or before the first day of the fourth fiscal year after deposit of these monies.

Workers' Compensation Reserve - According to General Municipal Law §6-j, must be used to pay for compensation benefits and other expenses authorized by Article 2 of the Workers' Compensation Law, and for payment of expenses of administering this self-insurance program. The reserve may be established by Board action, and is funded by budgetary appropriations and such other funds as may be legally appropriated. Within sixty days after the end of any fiscal year, excess amounts may either be transferred to another reserve or the excess applied to the appropriations of the next succeeding fiscal year's budget.

Retirement Contribution Reserve - According to General Municipal Law §6-r, must be used financing retirement contributions. The reserve must be accounted for separate and apart from all other funds and a detailed report of the operation and condition of the fund must be provided to the Board.

Teachers' Retirement Reserve – General Municipal Law §6r was amended to include a Teachers' Retirement Reserve (TRS) sub-fund. The reserve has an annual funding limit of 2% of the prior year TRS salaries and a maximum cumulative total balance of 10% of the previous year's TRS salary.

Encumbrances – Encumbrances accounting, under which purchase orders, contracts and other commitments of expenditures are recorded for budgetary control purposes in order to reserve applicable appropriations, is employed as a control in preventing over expenditure of established appropriations. Open encumbrances are reported as restricted fund balance in all funds other than the General Fund and School Lunch Fund, since they do not constitute expenditures or liabilities and will be honored through budget appropriations in the subsequent year.

(I.) (Continued)

Restricted fund balances include the following:

	<u>Total</u>
<u>General Fund -</u>	
Workers' Compensation	\$ 1,186,681
Retirement Contribution - ERS	1,679,833
Retirement Contribution - TRS	1,116,617
Tax Certiorari	81,562
Employee Benefit Accrued Liability	3,554,777
<u>Capital Fund -</u>	
Capital Improvement Projects	3,236,839
<u>Miscellaneous Special Revenue Fund -</u>	
Scholarships	236,605
<u>Debt Service Fund -</u>	
Debt Service	1,930,590
Total Restricted Fund Balance	<u><u>\$ 13,023,504</u></u>

c. **Committed** - Includes amounts that can only be used for the specific purposes pursuant to constraints imposed by formal action of the school districts highest level of decision making authority, i.e., the Board of Education. The District has no committed fund balances as of June 30, 2022.

d. **Assigned Fund Balance** – Includes amounts that are constrained by the District’s intent to be used for specific purposes but are neither restricted nor committed. All encumbrances of the General Fund are classified as assigned fund balance. Encumbrances represent purchase commitments made by the District’s purchasing agent through their authorization of a purchase order prior to year-end. The District assignment is based on the functional level of expenditures.

Management has determined significant encumbrances for the General Fund to be \$107,000, and the Special Aid Fund to be \$7,000. The District reports the following significant encumbrances:

<u>General Fund -</u>	
Instructional	\$ 789,765
General Support	848,330
Total General Fund Significant Encumbrances	<u><u>\$ 1,638,095</u></u>
<u>Special Aid Fund -</u>	
Instructional	\$ 597,643
Total Special Aid Fund Significant Encumbrances	<u><u>\$ 597,643</u></u>

(I.) (Continued)

Assigned fund balances include the following:

	<u>Total</u>
General Fund - Encumbrances	\$ 1,712,866
General Fund - Appropriated for Taxes	1,500,000
Total Assigned Fund Balance	<u>\$ 3,212,866</u>

e. **Unassigned Fund Balance** –Includes all other general fund amounts that do not meet the definition of the above four classifications and are deemed to be available for general use by the school district and could report a surplus or deficit. In funds other than the general fund, the unassigned classification is used to report a deficit fund balance resulting from overspending for specific purposes for which amounts had been restricted or assigned.

3. **Order of Use of Fund Balance**

The District's policy is to apply expenditures against nonspendable fund balance, restricted fund balance, committed fund balance, assigned fund balance, and unassigned fund balance at the end of the fiscal year. For all funds, nonspendable fund balances are determined first and then restricted fund balances for specific purposes are determined. Any remaining fund balance amounts for funds other than the general fund are classified as restricted fund balance. In the general fund, the remaining amounts are reported as unassigned. Assignments of fund balance cannot cause a negative unassigned fund balance.

U. **New Accounting Standards**

The District has adopted all current Statements of the Governmental Accounting Standards Board (GASB) that are applicable. At June 30, 2022, the District implemented the following new standards issued by GASB:

GASB has issued Statement 87, *Leases*

GASB has issued Statement 89, *Accounting for Interest Cost Incurred before the End of a Construction Period*

GASB has issued Statement No. 93, *Replacement of Interbank Offered Rates, Paragraphs 13 and 14*

GASB has issued Statement No. 98, *The Annual Comprehensive Financial Report*

GASB has issued Statement No. 99, *Omnibus 2022 (extension of the use of LIBOR, accounting for SNAP distributions, disclosures of nonmonetary transactions, pledges of future revenues by pledging governments, clarification of certain provisions in GASB Statement 34, as amended, and terminology updates related to GASB Statement 53 and GASB Statement 63)*

(I.) (Continued)

V. Future Changes in Accounting Standards

GASB has issued Statement No. 91, *Conduit Debt Obligations*, which will be effective for reporting periods beginning after December 15, 2021.

GASB has issued Statement No. 92, *Omnibus 2020, Paragraphs 6, 7, 8, 9, 10, 12*, which will be effective for reporting periods beginning after June 15, 2021.

GASB has issued Statement No. 93, *Replacement of Interbank Offered Rates, Paragraphs 11b*, which will be effective for reporting periods beginning after December 15, 2021.

GASB has issued Statement No. 94, *Public-Private and Public-Public Partnerships and Availability Payment Arrangements*, which will be effective for reporting periods beginning after June 15, 2022.

GASB has issued Statement No. 96, *Subscription Based Information Technology*, which will be effective for reporting periods beginning after June 15, 2022.

GASB has issued Statement No. 97, *Certain Component Unit Criteria, and Accounting and Financial Reporting for Internal Revenue Code Section 457 Deferred Compensation Plans*, which will be effective for reporting periods beginning after June 15, 2021.

GASB has issued Statement No. 99, *Omnibus 2022 (leases, PPPs, and SBITAs)*, which will be effective for reporting periods beginning after June 15, 2022.

GASB has issued Statement No. 99, *Omnibus 2022 (financial guarantees and the classification and reporting of derivative instruments within the scope of GASB Statement 53)*, which will be effective for reporting periods beginning after June 15, 2023.

GASB has issued Statement No. 100, *Accounting for Changes and Error Corrections-an Amendment of GASB Statement No. 62*, which will be effective for reporting periods beginning after June 15, 2023.

GASB has issued Statement No. 101, *Compensated Absences*, which will be effective for reporting periods beginning after December 15, 2023.

The District will evaluate the impact each of these pronouncements may have on its financial statements and will implement them as applicable and when material.

II. Restatement of Net Position

For the year ended June 30, 2022, the District implemented GASB Statement No. 87, *Leases*. The District's net position has been restated as follows:

	Government-Wide Statements
Net position beginning of year, as previously stated	\$ (116,241,181)
Right to Use Assets	1,656,941
Accumulated Amortization	(1,329,991)
Lease Liability	(335,120)
Net position beginning of year, as restated	<u>\$ (116,249,351)</u>

III. Changes in Accounting Principles

For the year ended June 30, 2022, the District implemented GASB Statement No. 87, *Leases*. The implementation of the statement changes the reporting for leases. See Note II for the financial statement impact of implementation of the Statement.

IV. Stewardship, Compliance and Accountability

By its nature as a local government unit, the District is subject to various federal, state and local laws and contractual regulations. An analysis of the District's compliance with significant laws and regulations and demonstration of its stewardship over District resources follows.

A. Budgets

The District administration prepares a proposed budget for approval by the Board of Education for the General Fund.

The voters of the District approved the proposed appropriation budget.

Appropriations established by adoption of the budget constitute a limitation on expenditures (and encumbrances) which may be incurred. Appropriations lapse at the end of the fiscal year unless expended or encumbered. Encumbrances will lapse if not expended in the subsequent year. Appropriations authorized for the current year are increased by the planned use of specific reserves, and budget amendments approved by the Board of Education as a result of selected new revenue sources not included in the original budget (when permitted by law). These supplemental appropriations may occur subject to legal restriction, if the Board approves them because of a need which exists which was not determined at the time the budget was adopted. The budget was amended by \$1,746,320 for carry over encumbrances at June 30, 2022.

Budgets are adopted annually on a basis consistent with GAAP. Appropriations authorized for the year are increased by the amount of encumbrances carried forward from the prior year.

(IV.) (Continued)

Budgets are established and used for individual capital projects fund expenditures as approved by a special referendum of the District's voters. The maximum project amount authorized is based primarily upon the cost of the project, plus any requirements for external borrowings, not annual appropriations. These budgets do not lapse and are carried over to subsequent fiscal years until the completion of the projects.

B. Encumbrances

Encumbrance accounting is used for budget control and monitoring purposes and is reported as a part of the governmental funds. Under this method, purchase orders, contracts, and other commitments for the expenditure of monies are recorded to reserve applicable appropriations. Outstanding encumbrances as of year-end are presented as reservations of fund balance and do not represent expenditures or liabilities. These commitments will be honored in the subsequent period. Related expenditures are recognized at that time, as the liability is incurred, or the commitment is paid.

C. Deficit Fund Balance – School Lunch Fund

As indicated in the financial statements, the District's School Lunch program had a deficit unassigned fund balance of (\$572,190) at June 30, 2022.

D. Deficit Net Position

The District-wide net position had a deficit at June 30, 2022 of (\$113,717,339). The deficit is the result of the implementation of GASB Statement 75, "Accounting and Financial Reporting by Employers for Postemployment Benefits Other Than Pensions", which required the recognition of an unfunded liability of \$151,425,460 at June 30, 2022. Since New York State Laws provide no mechanism for funding the liability, the subsequent accruals are expected to increase the deficit.

E. New York State Real Property Tax Law

The District's unreserved undesignated fund balance was in excess of the New York State Real Property Tax Law §1318 limit, which restricts it to an amount not greater than 4% of the District's budget for the upcoming school year.

V Cash and Cash Equivalents

Credit risk: In compliance with the State Law, District investments are limited to obligations of the United States of America, obligations guaranteed by agencies of the United States of America where the payment of principal and interest are guaranteed by the United States of America, obligations of the State, time deposit accounts and certificates of deposit issued by a bank or trust company located in, and authorized to do business in, the State, and obligations issued by other municipalities and authorities within the State.

Concentration of Credit risk: To promote competition in rates and service cost, and to limit the risk of institutional failure, District deposits and investments are placed with multiple institutions. The District's investment policy limits the amounts that may be deposited with any one financial institution.

(V.) (Continued)

Interest rate risk: The District has an investment policy that limits investment maturities as a means of managing its exposure to fair value losses arising from rising interest rates

The District's aggregate bank balances (disclosed in the financial statements), included balances not covered by depository insurance at year end, collateralized as follows:

Uncollateralized	\$ -
Collateralized with Securities held by the Pledging Financial Institution	13,326
Collateralized within Trust Department or Agent	23,569,812
Total	\$ 23,583,138

Restricted cash represents cash where use is limited by legal requirements. These assets represent amounts required by statute to be reserved for various purposes. Restricted cash as of year-end includes \$13,023,504 within the governmental funds and \$124,227 in the fiduciary funds.

VI. Receivables

Receivables at June 30, 2022 for individual major funds and non-major funds, including the applicable allowances for uncollectible accounts, are as follows:

<u>Description</u>	<u>Governmental Activities</u>				<u>Total</u>
	<u>General Fund</u>	<u>Special Aid Fund</u>	<u>Capital Projects Fund</u>	<u>School Lunch Fund</u>	
Accounts Receivable	\$ 149,596	\$ -	\$ -	\$ 36,711	\$ 186,307
Due From State and Federal	3,675,248	1,325,911	280,270	367,649	5,649,078
Total Receivables	\$ 3,824,844	\$ 1,325,911	\$ 280,270	\$ 404,360	\$ 5,835,385

District management has deemed the amounts to be fully collectible.

VII. Interfund Receivables, Payables, Revenues and Expenditures

Interfund Receivables, Payables, Revenues and Expenditures at June 30, 2022 were as follows:

	<u>Interfund</u>			
	<u>Receivables</u>	<u>Payables</u>	<u>Revenues</u>	<u>Expenditures</u>
General Fund	\$ 3,809,635	\$ 120,739	\$ -	\$ 10,643,762
Capital Projects Fund	120,739	1,888	3,300,000	-
Special Aid Fund	-	2,588,174	262,394	-
School Lunch Fund	-	1,219,661	50,000	-
Non-Major Funds	88	-	7,031,368	-
Total	\$ 3,930,462	\$ 3,930,462	\$ 10,643,762	\$ 10,643,762

(VII.) (Continued)

Inter-fund receivables and payables between governmental activities are eliminated on the Statement of Net Position. The District typically loans resources between funds for the purpose of mitigating the effects of transient cash flow issues. All interfund payables are not necessarily expected to be repaid within one year.

Transfers are used to finance certain special aid programs, support capital project expenditures, school lunch programs and debt service expenditures.

VIII. Capital Assets and Lease Assets

A. Capital Assets

Capital asset balances and activity were as follows:

<u>Type</u>	<u>Balance 7/1/2021</u>	<u>Additions</u>	<u>Deletions</u>	<u>Balance 6/30/2022</u>
<u>Governmental Activities:</u>				
<u>Capital Assets that are not Depreciated -</u>				
Land	\$ 425,000	\$ -	\$ -	\$ 425,000
Work in progress	46,557,327	7,247,930	53,805,257	-
<i>Total Nondepreciable</i>	<u>\$ 46,982,327</u>	<u>\$ 7,247,930</u>	<u>\$ 53,805,257</u>	<u>\$ 425,000</u>
<u>Capital Assets that are Depreciated -</u>				
Buildings and Improvements	\$ 96,632,883	\$ 52,795,000	\$ -	\$ 149,427,883
Machinery and equipment	15,164,207	2,303,607	820,326	16,647,488
<i>Total Depreciated Assets</i>	<u>\$ 111,797,090</u>	<u>\$ 55,098,607</u>	<u>\$ 820,326</u>	<u>\$ 166,075,371</u>
<u>Less Accumulated Depreciation -</u>				
Buildings and Improvements	\$ 60,005,944	\$ 1,964,207	\$ -	\$ 61,970,151
Machinery and equipment	8,427,428	1,558,781	802,489	9,183,720
<i>Total Accumulated Depreciation</i>	<u>\$ 68,433,372</u>	<u>\$ 3,522,988</u>	<u>\$ 802,489</u>	<u>\$ 71,153,871</u>
<i>Total Capital Assets Depreciated, Net of Accumulated Depreciation</i>	<u>\$ 43,363,718</u>	<u>\$ 51,575,619</u>	<u>\$ 17,837</u>	<u>\$ 94,921,500</u>
Total Capital Assets	<u><u>\$ 90,346,045</u></u>	<u><u>\$ 58,823,549</u></u>	<u><u>\$ 53,823,094</u></u>	<u><u>\$ 95,346,500</u></u>

B. Lease Assets

A summary of the lease asset activity during the year ended June 30, 2022 is as follows:

<u>Type</u>	<u>Balance 7/1/2021</u>	<u>Additions</u>	<u>Deletions</u>	<u>Balance 6/30/2022</u>
<u>Lease Assets:</u>				
Equipment	\$ 1,656,941	\$ 11,645	\$ -	\$ 1,668,586
<i>Total Lease Assets</i>	<u>\$ 1,656,941</u>	<u>\$ 11,645</u>	<u>\$ -</u>	<u>\$ 1,668,586</u>
<u>Less Accumulated Amortization -</u>				
Equipment	\$ 1,329,991	\$ 330,732	\$ -	\$ 1,660,723
<i>Total Accumulated Amortization</i>	<u>\$ 1,329,991</u>	<u>\$ 330,732</u>	<u>\$ -</u>	<u>\$ 1,660,723</u>
<i>Total Lease Assets, Net</i>	<u><u>\$ 326,950</u></u>	<u><u>\$ (319,087)</u></u>	<u><u>\$ -</u></u>	<u><u>\$ 7,863</u></u>

(VIII.) (Continued)

C. Other capital assets (net of depreciation and amortization):

Depreciated Capital Assets, net	\$ 94,921,500
Amortized Capital Assets, net	7,863
Total Other Capital Assets, net	<u>\$ 94,929,363</u>

D. Depreciation/Amortization expense for the period was charged to functions/programs as follows:

<u>Governmental Activities:</u>	<u>Depreciation</u>	<u>Amortization</u>	<u>Total</u>
General Government Support	\$ 32,532	\$ -	\$ 32,532
Instruction	2,624,520	330,732	2,955,252
Pupil Transportation	865,486	-	865,486
School Lunch	450	-	450
Total Depreciation and Amortization Expense	<u>\$ 3,522,988</u>	<u>\$ 330,732</u>	<u>\$ 3,853,720</u>

IX. **Short -Term Debt**

Transactions in short-term debt for the year are summarized below:

	<u>Maturity</u>	<u>Interest Rate</u>	<u>Balance 7/1/2021</u>	<u>Additions</u>	<u>Deletions</u>	<u>Balance 6/30/2022</u>
BAN	11/19/2021	1.25%	\$ 11,995,000	\$ -	\$ 11,995,000	\$ -
BAN	6/17/2022	1.50%	-	11,995,000	11,995,000	-
Total Short-Term Debt			<u>\$ 11,995,000</u>	<u>\$ 11,995,000</u>	<u>\$ 23,990,000</u>	<u>\$ -</u>

A summary of the short-term interest expense for the year is as follows:

Interest Paid	\$ 254,394
Less: Interest Accrued in the Prior Year	(92,045)
Total Short-Term Interest Expense	<u>\$ 162,349</u>

X. Long-Term Debt Obligations

Long-term liability balances and activity for the year are summarized below:

	<u>Balance 7/1/2021</u>	<u>Additions</u>	<u>Deletions</u>	<u>Balance 6/30/2022</u>	<u>Due Within One Year</u>
Governmental Activities:					
<u>Bonds and Notes Payable -</u>					
Serial Bonds	\$ 40,380,436	\$ 11,633,059	\$ 3,960,436	\$ 48,053,059	\$ 4,418,059
Lease Liability	335,120	-	335,120	-	-
Unamortized Bond Premium	6,495,514	940,817	457,792	6,978,539	524,994
Total Bonds and Notes Payable	\$ 47,211,070	\$ 12,573,876	\$ 4,753,348	\$ 55,031,598	\$ 4,943,053
<u>Other Liabilities -</u>					
Net Pension Liability	\$ 4,586,200	\$ -	\$ 4,586,200	\$ -	\$ -
OPEB	188,029,781	-	36,604,321	151,425,460	-
Compensated Absences	3,603,148	77,694	-	3,680,842	1,324,299
Total Other Liabilities	\$ 196,219,129	\$ 77,694	\$ 41,190,521	\$ 155,106,302	\$ 1,324,299
Total Long-Term Obligations	\$ 243,430,199	\$ 12,651,570	\$ 45,943,869	\$ 210,137,900	\$ 6,267,352

The General Fund has typically been used to liquidate long-term liabilities such as compensated absences.

Existing serial and statutory bond obligations:

<u>Description</u>	<u>Original Amount</u>	<u>Issue Date</u>	<u>Final Maturity</u>	<u>Interest Rate</u>	<u>Amount Outstanding 6/30/2022</u>
<u>Serial Bonds -</u>					
Refunded Bond	\$ 4,260,000	2016	2024	2%-5%	\$ 1,810,000
BOCES Project	\$ 3,745,000	2021	2028	3%-5%	2,905,000
Buses	\$ 930,946	2018	2023	1.25%-1.75%	195,000
Buses	\$ 987,045	2018	2024	2.000%-2.125%	410,000
Buses	\$ 1,152,363	2020	2025	5.00%	735,000
Construction	\$ 12,845,000	2020	2034	5.00%	11,650,000
Construction	\$ 18,650,000	2021	2036	4%-5%	17,700,000
Buses	\$ 1,250,436	2021	2026	1.00%	1,015,000
Buses	\$ 1,133,059	2022	2027	1%-2%	1,133,059
Construction	\$ 10,500,000	2022	2036	5.00%	10,500,000
Total Serial Bonds					\$ 48,053,059

The following is a summary of debt service requirements:

	<u>Serial Bonds</u>	
<u>Year</u>	<u>Principal</u>	<u>Interest</u>
2023	\$ 4,418,059	\$ 2,360,266
2024	4,615,000	2,026,753
2025	3,620,000	1,836,450
2026	3,515,000	1,693,600
2027	3,400,000	1,536,600
2028-32	15,910,000	5,310,000
2033-36	12,575,000	1,333,250
Total	\$ 48,053,059	\$ 16,096,919

(X.) (Continued)

Interest on long-term debt for June 30, 2022 was composed of:

Interest Paid	\$ 2,066,658
Less: Amortized Bond Premium	(457,792)
Less: Interest Accrued in the Prior Year	(119,315)
Plus: Interest Accrued in the Current Year	132,802
Total Long-Term Interest Expense	<u><u>\$ 1,622,353</u></u>

In prior years, the District defeased certain general obligations and other bonds by placing the proceeds of new bonds in an irrevocable trust to provide for all future debt service payments on the old bonds. Accordingly, the trust account assets and the liability for the defeased bonds are not included in the District's financial statements. \$3,270,000 of bonds outstanding are considered defeased.

XI. Deferred Inflows/Outflows of Resources

The following is a summary of the deferred inflows/outflows of resources:

	<u>Deferred Outflows</u>	<u>Deferred Inflows</u>
Pension	\$ 21,196,959	\$ 39,656,029
OPEB	46,573,436	78,346,882
Total	<u><u>\$ 67,770,395</u></u>	<u><u>\$ 118,002,911</u></u>

XII. Pension Plans

A. General Information

The District participates in the New York State Teacher's Retirement System (TRS) and the New York State and Local Employee's Retirement System (ERS). These are cost-sharing multiple employer public employee retirement systems. The Systems offer a wide range of plans and benefits, which are related to years of service and final average salary, vesting of retirement benefits, death, and disability.

B. Provisions and Administration

A 10-member Board of Trustees of the New York State Teachers' Retirement Board administers TRS. TRS provides benefits to plan members and beneficiaries as authorized by the Education Law and the New York State Retirement and Social Security Law (NYSRSSL). Membership is mandatory and automatic for all full-time teachers, teaching assistants, guidance counselors and administrators employed in New York Public Schools and BOCES who elected to participate in TRS. Once a public employer elects to participate in the system, the election is irrevocable. The New York State Constitution provides that pension membership is a contractual relationship and plan benefits cannot be diminished or impaired. Benefits can be changed for future members only by enactment of a State statute. TRS issues a publicly available financial report that contains financial statements and required supplementary information. The report may be obtained by writing to NYRS, 10 Corporate Woods Drive, Albany, New York 12211-2395 or by referring to the TRS Comprehensive Annual Financial report, which can be found on the System's website at www.nystrs.org.

(XII.) (Continued)

ERS provides retirement benefits as well as death and disability benefits. The net position of the System is held in the New York State Common Retirement Fund (the Fund), which was established to hold all net assets and record changes in plan net position allocated to the System. The Comptroller of the State of New York serves as the trustee of the Fund and is the administrative head of the System. NYSRSSL govern obligations of employers and employees to contribute, and benefits to employees. Once a public employer elects to participate in the System, the election is irrevocable. The New York State Constitution provides that pension membership is a contractual relationship and plan benefits cannot be diminished or impaired. Benefits can be changed for future members only by enactment of a State statute. The District also participates in the Public Employees' Group Life Insurance Plan (GLIP), which provides death benefits in the form of life insurance. The System is included in the State's financial report as a pension trust fund. ERS issues a publicly available financial report that includes financial statements and required supplementary information. That report may be obtained by writing to NYSERS, Office of the State Comptroller, 110 State Street, Albany, New York 12244 or by referring to the ERS Comprehensive Annual Report, which can be found at www.osc.state.ny.us/retire/publications/index.php.

C. Funding Policies

The Systems are noncontributory except for employees who joined after July 27, 1976, who contribute 3 percent of their salary for the first ten years of membership, and employees who joined on or after January 1, 2010 who generally contribute 3.0 to 3.5 percent of their salary for their entire length of service. In addition, employee contribution rates under ERS tier VI vary based on a sliding salary scale. For TRS, contribution rates are established annually by the New York State Teachers' Retirement Board pursuant to Article 11 of the Education Law. For ERS, the Comptroller annually certifies the actuarially determined rates expressly used in computing the employers' contributions for the ERS' fiscal year ended March 31. The District paid 100% of the required contributions as billed by the TRS and ERS for the current year.

The District's share of the required contributions, based on covered payroll paid for the District's year ended June 30, 2022:

<u>Contributions</u>	<u>ERS</u>	<u>TRS</u>
2022	\$ 1,460,769	\$ 3,235,717

D. Pension Liabilities, Pension Expense, and Deferred Outflows of Resources and Deferred Inflows of Resources related to Pensions

At June 30, 2022, the District reported the following asset/(liability) for its proportionate share of the net pension asset /(liability) for each of the Systems. The net pension asset/(liability) was measured as of March 31, 2022 for ERS and June 30, 2021 for TRS. The total pension asset/(liability) used to calculate the net pension asset/(liability) was determined by an actuarial valuation. The District's proportion of the net pension asset/(liability) was based on a projection of the District's long-term share of contributions to the Systems relative to the projected contributions of all participating members, actuarially determined. This information was provided by the TRS and ERS Systems in reports provided to the District.

(XII.) (Continued)

	<u>ERS</u>	<u>TRS</u>
Measurement date	March 31, 2022	June 30, 2021
Net pension assets/(liability)	\$ 2,385,536	\$ 28,093,142
District's portion of the Plan's total net pension asset/(liability)	0.0291823%	0.162116%

For the year ended June 30, 2022, the District recognized pension expenses of \$230,141 for ERS and (\$1,588,125) for TRS. At June 30, 2022 the District's reported deferred outflows of resources and deferred inflows of resources related to pensions from the following sources:

	<u>Deferred Outflows of Resources</u>		<u>Deferred Inflows of Resources</u>	
	<u>ERS</u>	<u>TRS</u>	<u>ERS</u>	<u>TRS</u>
Differences between expected and actual experience	\$ 180,660	\$ 3,872,342	\$ 234,326	\$ 145,956
Changes of assumptions	3,981,192	9,240,421	67,178	1,636,343
Net difference between projected and actual earnings on pension plan investments	-	-	7,811,631	29,402,379
Changes in proportion and differences between the District's contributions and proportionate share of contributions	335,573	237,975	99,340	258,876
Subtotal	\$ 4,497,425	\$ 13,350,738	\$ 8,212,475	\$ 31,443,554
District's contributions subsequent to the measurement date	384,701	2,964,095	-	-
Grand Total	\$ 4,882,126	\$ 16,314,833	\$ 8,212,475	\$ 31,443,554

District contributions subsequent to the measurement date which will be recognized as a reduction of the net pension liability in the year ended June 30, 2022. Other amounts reported as deferred outflows of resources and deferred inflows of resources related to pensions will be recognized in pension expense as follows:

<u>Year</u>	<u>ERS</u>	<u>TRS</u>
2022	\$ -	\$ (3,604,040)
2023	(505,062)	(4,282,321)
2024	(804,644)	(5,375,161)
2025	(1,986,272)	(7,101,155)
2026	(419,072)	1,324,477
Thereafter	-	945,384
Total	\$ (3,715,050)	\$ (18,092,816)

(XII.) (Continued)

E. Actuarial Assumptions

The total pension liability as of the measurement date was determined by using an actuarial valuation as noted in the table below, with update procedures used to roll forward the total pension liability to the measurement date. The actuarial valuations used the following actuarial assumptions:

	<u>ERS</u>	<u>TRS</u>
Measurement date	March 31, 2022	June 30, 2021
Actuarial valuation date	April 1, 2021	June 30, 2020
Interest rate	5.90%	6.95%
Salary scale	4.40%	5.18%-1.95%
Decrement tables	April 1, 2015- March 31, 2020 System's Experience	July 1, 2015- June 30, 2020 System's Experience
Inflation rate	2.70%	2.40%
COLA's	1.40%	1.30%

For ERS, annuitant mortality rates are based on April 1, 2010 – March 31, 2015 System experience with adjustments for mortality improvements based on the Society of Actuaries' Scale MP-2018. For TRS, annuitant mortality rates are based on plan member experience adjustments for mortality improvements based on Society of Actuaries Scale MP-2020.

The long term rate of return on pension plan investments was determined using a building block method in which best estimate ranges of expected future real rates of return (expected returns net of investment expense and inflation) are developed for each major asset class. These ranges are combined to produce the long term expected rate of return by weighting the expected future real rates of return by the target asset allocation percentage and by adding expected inflation. Best estimates of the arithmetic real rates of return for each major asset class included in the target asset allocation as of March 31, 2022 are summarized as follows:

(XII.) (Continued)

Long Term Expected Rate of Return		
	<u>ERS</u>	<u>TRS</u>
Measurement date	March 31, 2022	June 30, 2021
<u>Asset Type -</u>		
Domestic equity	3.30%	6.80%
International equity	5.85%	7.60%
Global equity	0.00%	7.10%
Private equity	6.50%	10.00%
Real estate	5.00%	6.50%
Absolute return strategies *	4.10%	0.00%
Opportunistic portfolios	4.10%	0.00%
Real assets	5.58%	0.00%
Bonds and mortgages	0.00%	0.80%
Cash	-1.00%	-0.20%
Inflation-indexed bonds	-1.00%	0.00%
Private debt	0.00%	5.90%
Real estate debt	0.00%	3.30%
High-yield fixed income securities	0.00%	3.80%
Domestic fixed income securities	0.00%	1.30%
Global fixed income securities	0.00%	0.00%
Short-term	0.00%	0.00%
Credit	3.78%	0.00%

The real rate of return is net of the long-term inflation assumption of 2.5% for ERS and 2.4% for TRS.

* Excludes equity-oriented long-only funds. For investment management purposes, these funds are included in domestic equity and international equity.

F. Discount Rate

The discount rate used to calculate the total pension liability was 5.90% for ERS and 6.95% for TRS. The projection of cash flows used to determine the discount rate assumes that contributions from plan members will be made at the current contribution rates and that contributions from employers will be made at statutorily required rates, actuarially. Based upon the assumptions, the Systems' fiduciary net position was projected to be available to make all projected future benefit payments of current plan members. Therefore, the long term expected rate of return on pension plan investments was applied to all periods of projected benefit payments to determine the total pension liability.

G. Sensitivity of the Net Pension Liability to the Discount Rate Assumption

The following presents the District's proportionate share of the net pension liability calculated using the discount rate of 5.90% for ERS and 6.95% for TRS, as well as what the District's proportionate share of the net pension asset/(liability) would be if it were calculated using a discount rate that is 1-percentagepoint lower (4.90% for ERS and 5.95% for TRS) or 1-percentage-point higher (6.90% for ERS and 7.95% for TRS) than the current assumption :

(XII.) (Continued)

<u>ERS</u>	1% Decrease (4.90%)	Current Assumption (5.90%)	1% Increase (6.90%)
Employer's proportionate share of the net pension asset (liability)	\$ (6,140,344)	\$ 2,385,536	\$ 9,517,023

<u>TRS</u>	1% Decrease (5.95%)	Current Assumption (6.95%)	1% Increase (7.95%)
Employer's proportionate share of the net pension asset (liability)	\$ 2,947,966	\$ 28,093,143	\$ 49,225,837

H. Pension Plan Fiduciary Net Position

The components of the current year net pension asset/(liability) of the employers as of the respective valuation dates, were as follows:

	(In Thousands)	
	<u>ERS</u>	<u>TRS</u>
Measurement date	March 31, 2022	June 30, 2021
Employers' total pension liability	\$ 223,874,888	\$ 130,819,415
Plan net position	232,049,473	148,148,457
Employers' net pension asset/(liability)	<u>\$ 8,174,585</u>	<u>\$ 17,329,042</u>
Ratio of plan net position to the employers' total pension asset/(liability)	103.65%	113.25%

I. Payables to the Pension Plan

For ERS, employer contributions are paid annually based on the System's fiscal year which ends on March 31st. Accrued retirement contributions as of June 30, 2022 represent the projected employer contribution for the period of April 1, 2022 through June 30, 2022 based on paid ERS wages multiplied by the employer's contribution rate, by tier. Accrued retirement contributions as of June 30, 2022 amounted to \$384,701.

For TRS, employer and employee contributions for the fiscal year ended June 30, 2022 are paid to the System in September, October and November 2022 through a state aid intercept. Accrued retirement contributions as of June 30, 2022 represent employee and employer contributions for the fiscal year ended June 30, 2022 based on paid TRS wages multiplied by the employer's contribution rate, by tier and employee contributions for the fiscal year as reported to the TRS System. Accrued retirement contributions as of June 30, 2022 amounted to \$3,235,717.

XIII. Postemployment Benefits

A. General Information About the OPEB Plan

Plan Description – The District’s defined benefit OPEB plan, provides OPEB for all permanent full-time general and public safety employees of the District. The plan is a single employer defined benefit OPEB plan administered by the District. Article 11 of the State Compiled Statutes grants the authority to establish and amend the benefit terms and financing requirements to the District Board. No assets are accumulated in a trust that meets the criteria in paragraph 4 of Statement 75.

Benefits Provided – The District provides healthcare and life insurance benefits for retirees and their dependents. The benefit terms are dependent on which contract each employee falls under. The specifics of each contract are on file at the District offices and are available upon request.

Employees Covered by Benefit Terms – At June 30, 2022, the following employees were covered by the benefit terms:

Inactive employees or beneficiaries currently receiving benefit payments	378
Active Employees	645
Total	1023

B. Total OPEB Liability

The District’s total OPEB liability of \$151,425,460 was measured as of June 30, 2022, and was determined by an actuarial valuation as of that date.

Actuarial Assumptions and Other Inputs – The total OPEB liability in the June 30, 2022 actuarial valuation was determined using the following actuarial assumptions and other inputs, applied to all periods included in the measurement, unless otherwise specified:

Inflation	2.50 percent
Salary Increases	Varies by pension retirement system membership
Discount Rate	3.54 percent
Healthcare Cost Trend Rates	Initial rate of 5.7% decerasing to an ultimate rate of 4.04% by 2075
Retirees' Share of Benefit-Related Costs	Varies depending on contract

The discount rate was based on the 20-year, tax-exempt general obligation municipal bonds with an average rating of AA/Aa or higher as of June 30, 2022.

Mortality rates were based on Pub-2010 Headcount-Weighted table (Teachers for TRS group and General Employees for ERS group) projected generationally using MP-2020.

(XIII.) (Continued)

C. Changes in the Total OPEB Liability

Balance at June 30, 2021	<u>\$ 188,029,781</u>
<u>Changes for the Year -</u>	
Service cost	\$ 7,404,512
Interest	4,180,500
Differences between expected and actual experience	544,541
Changes in assumptions or other inputs	(44,928,281)
Benefit payments	<u>(3,805,593)</u>
Net Changes	<u>\$ (36,604,321)</u>
Balance at June 30, 2022	<u>\$ 151,425,460</u>

Changes of assumptions and other inputs reflect a change in the discount rate from 2.16 percent in 2021 to 3.54 percent in 2022.

Sensitivity of the Total OPEB Liability to Changes in the Discount Rate – The following presents the total OPEB liability of the District, as well as what the District's total OPEB liability would be if it were calculated using a discount rate that is 1-percentage-point lower (2.54 percent) or 1-percentage-point higher (4.54 percent) than the current discount rate:

	1% Decrease	Discount	1% Increase
	<u>(2.54%)</u>	<u>Rate</u>	<u>(4.54%)</u>
		<u>(3.54%)</u>	
Total OPEB Liability	\$ 182,369,802	\$ 151,425,460	\$ 127,250,646

Sensitivity of the Total OPEB Liability to Changes in the Healthcare Cost Trend Rates – The following presents the total OPEB liability of the District, as well as what the District's total OPEB liability would be if it were calculated using healthcare cost trend rates that are 1-percentage-point lower or 1-percentage-point higher than the current healthcare cost trend rate:

	1% Decrease	Healthcare	1% Increase
	<u>(4.70%)</u>	<u>Cost Trend Rates</u>	<u>(6.70%)</u>
		<u>(5.70%)</u>	
Total OPEB Liability	\$ 122,357,986	\$ 151,425,460	\$ 190,241,863

D. OPEB Expense and Deferred Outflows of Resources and Deferred Inflows of Resources Related to OPEB

For the year ended June 30, 2022, the District recognized OPEB expense of \$8,146,092. At June 30, 2022, the District reported deferred outflows of resources and deferred inflows of resources related to OPEB from the following sources:

(XIII.) (Continued)

	Deferred Outflows of Resources	Deferred Inflows of Resources
Differences between expected and actual experience	\$ 868,274	\$ 8,886,367
Changes of assumptions	45,705,162	69,460,515
Total	\$ 46,573,436	\$ 78,346,882

Amounts reported as deferred outflows of resources and deferred inflows of resources related to OPEB will be recognized in OPEB expense as follows:

<u>Year</u>	
2023	\$ (3,438,920)
2024	(3,438,920)
2025	(3,438,920)
2026	(2,634,311)
2027	(12,481,839)
Thereafter	(6,340,536)
Total	\$ (31,773,446)

XIV. Risk Management

A. General Information

The District is exposed to various risks of loss related to injuries to employees, theft, damages, natural disasters, etc. These risks are covered by commercial insurance purchased from independent third parties. Settled claims from these risks have not exceeded commercial insurance coverage for the past two years.

B. Health Insurance

The District is a participant in the BOCES sponsored Cooperative Health Insurance Fund of Central New York, a non-risk-retained public entity risk pool for its employees' health insurance coverage. The pool is operated for the benefit of the 30 individual governmental units located within the pool's geographic area. The District pays an annual premium to the Plan for this health insurance coverage. The Plan uses a reinsurance agreement to reduce its exposure to large losses on insured events. Plan members are subject to a supplemental assessment in the event of deficiencies. If the Plan's assets were to be exhausted, members would be responsible for the Plan's liabilities. The total cost incurred by the Plan totaled \$16,008,398. The Plan was fully funded as of the last audit.

(XIV.) (Continued)

C. Workers' Compensation

The District is a member of the Onondaga-Cortland-Madison Workers' Consortium (the Plan). Current membership of the Plan includes participants from various municipal entities. The Plan is administered by Onondaga-Cortland-Madison BOCES and utilizes a third-party administrator who is responsible for processing claims, estimating liabilities and providing actuarial services. The Plan participants are charged an annual assessment which is allocated in light of comparative experience and relative exposure based on the estimated total liability of the participating members actuarially computed each year.

The Plan establishes a liability for both reported and unreported insured events, which includes estimates of both future payments of losses and related claim adjustment expenses. However, because actual claims costs depend on complex factors, the process used in computing claims liabilities does not necessarily result in an exact amount. Such claims are based on the ultimate cost of claims (including future claim adjustment expenses) that have been reported but not settled and claims that have been incurred but not reported. Adjustments to claims liabilities are charged or credited to expenses in the period in which they are made. During the year ended June 30, 2022, the District incurred premiums or contribution expenditures totaling \$641,099. The District has established a workers' compensation reserve totaling \$1,186,681 at June 30, 2022.

D. Unemployment

District employees are entitled to coverage under the New York State Unemployment Insurance Law. The District has elected to discharge its liability to the New York State Unemployment Insurance Fund (the Fund) by the benefit reimbursement method, a dollar-for-dollar reimbursement to the fund for benefits paid from the fund to former employees. The claim and judgment expenditures of this program for the 2021-22 fiscal year totaled \$1,930. In addition, as of June 30, 2022, no loss contingencies existed or were considered probable or estimable for incurred but not reported claims payable.

XV. Commitments and Contingencies

A. Litigation

There is no litigation pending against the District as of the balance sheet date.

B. Grants

The District has received grants, which are subject to audit by agencies of the State and Federal Governments. Such audits may result in disallowances and a request for a return of funds. Based on prior years' experience, the District's administration believes disallowances, if any, will be immaterial.

XVI. Tax Abatement

The County of Oswego IDA, and the District enter into various property tax abatement programs for the purpose of Economic Development. As a result, the District property tax revenue was reduced \$56,471. The District received payment in lieu of tax (PILOT) payment totaling \$61,231 to help offset the property tax reduction.

XVII. COVID-19

On January 30, 2020, the World Health Organization (“WHO”) announced a global health emergency because of a new strain of coronavirus (the “COVID-19 outbreak”) and the risks to the international community as the virus spreads globally beyond its point of origin. In March 2020, the WHO classified the COVID-19 outbreak as a pandemic, based on the rapid increase in exposure globally. The full impact of the COVID-19 outbreak continues to evolve as of the date of this report. As such, it is uncertain as to the full magnitude that the pandemic will have on the School’s financial condition, liquidity, voter approved budgets, and future results of operations. Management is actively monitoring the global situation on its financial condition, budgets, liquidity, operations, suppliers, industry, and workforce. Given the daily evolution of the COVID-19 outbreak and the global responses to curb its spread, the School is not able to estimate the effects of the COVID-19 outbreak on its results of operations, financial condition, or liquidity for fiscal year 2023.

In response to the COVID-19 outbreak, the Federal Government passed several COVID relief acts which include funding for elementary and secondary education. The School District was awarded three different stimulus packages known as Coronavirus Aid, Relief and Economic Security Act (CARES), Coronavirus Response and Relief Supplemental Appropriations Act (CRRSA), and the American Rescue Plan Act (ARPA). New York State Required the CARES funds to be reported in the General fund, as an offset to state aid reductions, referred to as the Pandemic Adjustment, while the CRRSA and ARPA funds are required to be reported in the special aid fund.

The District Federal stimulus spending can be found in the Schedule of Expenditures of Federal Awards on page 60 of this report.

Required Supplementary Information
CENTRAL SQUARE CENTRAL SCHOOL DISTRICT, NEW YORK
Schedule of Changes in District's Total OPEB Liability and Related Ratio
For The Year Ended June 30, 2022

	TOTAL OPEB LIABILITY				
	<u>2022</u>	<u>2021</u>	<u>2020</u>	<u>2019</u>	<u>2018</u>
Service cost	\$ 7,404,512	\$ 9,231,595	\$ 5,831,029	\$ 3,663,161	\$ 3,830,291
Interest	4,180,500	5,035,854	5,835,892	5,292,373	4,802,856
Differences between expected and actual experiences	544,541	(3,253,106)	702,671	(13,125,439)	-
Changes of assumptions or other inputs	(44,928,281)	(39,735,999)	49,552,452	34,778,956	(6,783,103)
Benefit payments	<u>(3,805,593)</u>	<u>(3,746,879)</u>	<u>(3,683,101)</u>	<u>(2,853,610)</u>	<u>(3,008,180)</u>
Net Change in Total OPEB Liability	\$ (36,604,321)	\$ (32,468,535)	\$ 58,238,943	\$ 27,755,441	\$ (1,158,136)
Total OPEB Liability - Beginning	<u>\$ 188,029,781</u>	<u>\$ 220,498,316</u>	<u>\$ 162,259,373</u>	<u>\$ 134,503,932</u>	<u>\$ 135,662,068</u>
Total OPEB Liability - Ending	<u><u>\$ 151,425,460</u></u>	<u><u>\$ 188,029,781</u></u>	<u><u>\$ 220,498,316</u></u>	<u><u>\$ 162,259,373</u></u>	<u><u>\$ 134,503,932</u></u>
 Covered Employee Payroll	 \$ 39,355,740	 \$ 33,669,452	 \$ 37,444,478	 \$ 31,284,029	 \$ 33,735,288
 Total OPEB Liability as a Percentage of Covered Employee Payroll	 384.76%	 558.46%	 588.87%	 518.67%	 398.70%

10 years of historical information is not available, and will be added each year subsequent to the year of implementation until 10 years of historical data is present.

Required Supplementary Information
CENTRAL SQUARE CENTRAL SCHOOL DISTRICT, NEW YORK
Schedule of the District's Proportionate Share of the Net Pension Liability
For The Year Ended June 30, 2022

NYSERS Pension Plan								
	<u>2022</u>	<u>2021</u>	<u>2020</u>	<u>2019</u>	<u>2018</u>	<u>2017</u>	<u>2016</u>	<u>2015</u>
Proportion of the net pension liability (assets)	0.291823%	0.030338%	0.0297780%	0.0293775%	0.0304142%	0.030575%	0.030536%	0.031303%
Proportionate share of the net pension liability (assets)	\$ (2,385,536)	\$ (30,209)	\$ 7,885,377	\$ 2,081,488	\$ 981,600	\$ 2,872,914	\$ 4,901,046	\$ 1,048,432
Covered-employee payroll	\$ 9,214,866	\$ 9,692,690	\$ 8,991,633	\$ 8,867,675	\$ 8,811,588	\$ 8,358,104	\$ 8,360,405	\$ 8,122,247
Proportionate share of the net pension liability (assets) as a percentage of its covered-employee payroll	-25.888%	-0.312%	87.697%	23.473%	11.140%	34.373%	58.622%	12.908%
Plan fiduciary net position as a percentage of the total pension liability	103.65%	99.95%	86.39%	96.27%	98.24%	94.70%	90.70%	97.90%
NYSTRS Pension Plan								
	<u>2022</u>	<u>2021</u>	<u>2020</u>	<u>2019</u>	<u>2018</u>	<u>2017</u>	<u>2016</u>	<u>2015</u>
Proportion of the net pension liability (assets)	0.162116%	0.164877%	0.162383%	0.160854%	0.163679%	0.162188%	0.167686%	0.160961%
Proportionate share of the net pension liability (assets)	\$ (28,093,142)	\$ 4,555,991	\$ (4,218,728)	\$ (2,908,664)	\$ (1,244,122)	\$ 1,737,103	\$ (17,417,225)	\$ (17,930,075)
Covered-employee payroll	\$ 30,956,380	\$ 27,941,492	\$ 28,428,120	\$ 27,104,407	\$ 26,201,306	\$ 25,937,709	\$ 25,425,587	\$ 25,658,509
Proportionate share of the net pension liability (assets) as a percentage of its covered-employee payroll	-90.751%	16.305%	-14.840%	-10.731%	-4.748%	6.697%	-68.503%	-69.880%
Plan fiduciary net position as a percentage of the total pension liability	113.20%	97.80%	102.20%	101.53%	100.66%	99.01%	110.46%	111.48%

10 years of historical information is not available, and will be added each year subsequent to the year of implementation until 10 years of historical data is present.

Required Supplementary Information
CENTRAL SQUARE CENTRAL SCHOOL DISTRICT, NEW YORK
Schedule of District Contributions
For The Year Ended June 30, 2022

NYSERS Pension Plan								
	<u>2022</u>	<u>2021</u>	<u>2020</u>	<u>2019</u>	<u>2018</u>	<u>2017</u>	<u>2016</u>	<u>2015</u>
Contractually required contributions	\$ 1,460,769	\$ 1,388,012	\$ 1,289,913	\$ 1,311,697	\$ 1,313,298	\$ 1,260,715	\$ 1,233,171	\$ 1,379,655
Contributions in relation to the contractually required contribution	<u>(1,460,769)</u>	<u>(1,388,012)</u>	<u>(1,289,913)</u>	<u>(1,311,697)</u>	<u>(1,313,298)</u>	<u>(1,260,715)</u>	<u>(1,233,171)</u>	<u>(1,379,655)</u>
Contribution deficiency (excess)	<u>\$ -</u>	<u>\$ -</u>	<u>\$ -</u>	<u>\$ -</u>	<u>\$ -</u>	<u>\$ -</u>	<u>\$ -</u>	<u>\$ -</u>
Covered-employee payroll	\$ 9,214,866	\$ 9,692,690	\$ 8,991,633	\$ 8,867,675	\$ 8,811,588	\$ 8,358,104	\$ 8,360,405	\$ 8,122,247
Contributions as a percentage of covered-employee payroll	15.85%	14.32%	14.35%	14.79%	14.90%	15.08%	14.75%	16.99%

NYSTRS Pension Plan								
	<u>2022</u>	<u>2021</u>	<u>2020</u>	<u>2019</u>	<u>2018</u>	<u>2017</u>	<u>2016</u>	<u>2015</u>
Contractually required contributions	\$ 3,235,717	\$ 2,812,761	\$ 2,662,490	\$ 3,034,500	\$ 2,715,749	\$ 3,165,231	\$ 3,318,751	\$ 4,415,580
Contributions in relation to the contractually required contribution	<u>(3,235,717)</u>	<u>(2,812,761)</u>	<u>(2,662,490)</u>	<u>(3,034,500)</u>	<u>(2,715,749)</u>	<u>(3,165,231)</u>	<u>(3,318,751)</u>	<u>(4,415,580)</u>
Contribution deficiency (excess)	<u>\$ -</u>	<u>\$ -</u>	<u>\$ -</u>	<u>\$ -</u>	<u>\$ -</u>	<u>\$ -</u>	<u>\$ -</u>	<u>\$ -</u>
Covered-employee payroll	\$ 30,956,380	\$ 27,941,492	\$ 28,428,120	\$ 27,104,407	\$ 26,201,306	\$ 25,937,709	\$ 25,425,587	\$ 25,658,509
Contributions as a percentage of covered-employee payroll	10.45%	10.07%	9.37%	11.20%	10.36%	12.20%	13.05%	17.21%

10 years of historical information is not available, and will be added each year subsequent to the year of implementation until 10 years of historical data is present.

Required Supplementary Information
CENTRAL SQUARE CENTRAL SCHOOL DISTRICT, NEW YORK
Schedule of Revenues, Expenditures and Changes in Fund Balance -
Budget (Non-GAAP Basis) and Actual - General Fund
For The Year Ended June 30, 2022

	<u>Original</u>	<u>Amended</u>	<u>Current</u>	<u>Over (Under)</u>
	<u>Budget</u>	<u>Budget</u>	<u>Year's</u>	<u>Revised</u>
			<u>Revenues</u>	<u>Budget</u>
REVENUES				
Local Sources -				
Real property taxes	\$ 26,182,236	\$ 26,182,236	\$ 26,153,075	\$ (29,161)
Real property tax items	3,740,691	3,740,691	3,885,616	144,925
Charges for services	-	-	239,513	239,513
Use of money and property	235,000	235,000	112,245	(122,755)
Sale of property and compensation for loss	-	-	91,653	91,653
Miscellaneous	2,250,000	2,250,000	1,308,303	(941,697)
State Sources -				
Basic formula	39,526,568	39,526,568	37,888,094	(1,638,474)
Lottery aid	5,943,524	5,943,524	6,159,476	215,952
BOCES	4,588,628	4,588,628	4,439,728	(148,900)
Textbooks	121,861	121,861	121,861	-
All Other Aid -				
Computer software	103,634	103,634	103,634	-
Library loan	21,800	21,800	21,800	-
Handicapped students	-	-	121,086	121,086
Other aid	-	-	256,890	256,890
Federal Sources	250,000	250,000	193,507	(56,493)
TOTAL REVENUES	<u>\$ 82,963,942</u>	<u>\$ 82,963,942</u>	<u>\$ 81,096,481</u>	<u>\$ (1,867,461)</u>
Appropriated reserves	\$ -	\$ -		
Appropriated fund balance	\$ 3,000,000	\$ 3,000,000		
Prior year encumbrances	\$ 1,746,320	\$ 1,746,320		
TOTAL REVENUES AND				
APPROPRIATED RESERVES/				
FUND BALANCE	<u><u>\$ 87,710,262</u></u>	<u><u>\$ 87,710,262</u></u>		

Required Supplementary Information
CENTRAL SQUARE CENTRAL SCHOOL DISTRICT, NEW YORK
Schedule of Revenues, Expenditures and Changes in Fund Balance -
Budget (Non-GAAP Basis) and Actual - General Fund
For The Year Ended June 30, 2022

	Original	Amended	Current		Unencumbered
	<u>Budget</u>	<u>Budget</u>	<u>Year's</u>	<u>Encumbrances</u>	<u>Balances</u>
			<u>Expenditures</u>		
EXPENDITURES					
General Support -					
Board of education	\$ 54,902	\$ 41,526	\$ 11,102	\$ 36	\$ 30,388
Central administration	283,261	301,922	287,755	10	14,157
Finance	618,452	611,182	513,194	28,170	69,818
Staff	347,379	332,731	232,525	495	99,711
Central services	7,240,039	7,240,068	6,049,872	819,141	371,055
Special items	2,268,230	2,281,689	2,266,244	478	14,967
Instructional -					
Instruction, administration and improvement	2,981,913	2,986,680	2,536,685	177,822	272,173
Teaching - regular school	18,312,150	18,023,478	17,198,344	62,138	762,996
Programs for children with handicapping conditions	10,805,204	11,408,290	10,912,574	6,704	489,012
Occupational education	2,649,035	2,680,726	2,535,826	144,899	1
Instructional media	2,527,888	2,100,915	1,896,527	186,937	17,451
Pupil services	3,500,478	3,537,302	3,290,716	211,265	35,321
Pupil Transportation	5,328,081	5,537,474	5,416,537	74,771	46,166
Employee Benefits	23,343,250	22,836,039	21,487,093	-	1,348,946
Debt service - principal	-	335,120	335,120	-	-
Debt service - interest	-	5,120	5,120	-	-
TOTAL EXPENDITURES	<u>\$ 80,260,262</u>	<u>\$ 80,260,262</u>	<u>\$ 74,975,234</u>	<u>\$ 1,712,866</u>	<u>\$ 3,572,162</u>
Other Uses -					
Transfers - out	\$ 7,450,000	\$ 7,450,000	\$ 10,643,762	\$ -	\$ (3,193,762)
TOTAL EXPENDITURES AND OTHER USES	<u>\$ 87,710,262</u>	<u>\$ 87,710,262</u>	<u>\$ 85,618,996</u>	<u>\$ 1,712,866</u>	<u>\$ 378,400</u>
NET CHANGE IN FUND BALANCE	\$ -	\$ -	\$ (4,522,515)		
FUND BALANCE, BEGINNING OF YEAR	<u>20,589,919</u>	<u>20,589,919</u>	<u>20,589,919</u>		
FUND BALANCE, END OF YEAR	<u>\$ 20,589,919</u>	<u>\$ 20,589,919</u>	<u>\$ 16,067,404</u>		

Note to Required Supplementary Information:

A reconciliation is not necessary since encumbrances are presented in a separate column on this schedule.

Supplementary Information
CENTRAL SQUARE CENTRAL SCHOOL DISTRICT, NEW YORK
Schedule of Change From Adopted Budget To Final Budget
And The Real Property Tax Limit
For The Year Ended June 30, 2022

CHANGE FROM ADOPTED BUDGET TO FINAL BUDGET:

Adopted budget	\$ 85,963,942
Prior year's encumbrances	<u>1,746,320</u>
Original Budget	\$ 87,710,262
Budget revisions -	
Voter approved capital project transfer	<u>3,200,000</u>
FINAL BUDGET	<u><u>\$ 90,910,262</u></u>

SECTION 1318 OF REAL PROPERTY TAX LAW LIMIT CALCULATION:

2022-23 voter approved expenditure budget	\$ 88,546,056
<u>Unrestricted fund balance:</u>	
Assigned fund balance	\$ 3,212,866
Unassigned fund balance	<u>3,694,918</u>
Total Unrestricted fund balance	<u>\$ 6,907,784</u>
<u>Less adjustments:</u>	
Appropriated fund balance	\$ 1,500,000
Encumbrances included in assigned fund balance	<u>1,712,866</u>
Total adjustments	<u>\$ 3,212,866</u>
General fund fund balance subject to Section 1318 of	
Real Property Tax Law	<u>3,694,918</u>
ACTUAL PERCENTAGE	<u><u>4.17%</u></u>

Supplementary Information
CENTRAL SQUARE CENTRAL SCHOOL DISTRICT, NEW YORK
CAPITAL PROJECTS FUND
Schedule of Project Expenditures
For The Year Ended June 30, 2022

<u>Project Title</u>	<u>Original Appropriation</u>	<u>Revised Appropriation</u>	<u>Expenditures</u>			<u>Unexpended Balance</u>	<u>Methods of Financing</u>				<u>Fund Balance</u>
			<u>Prior Years</u>	<u>Current Year</u>	<u>Total</u>		<u>Obligations</u>	<u>Local Sources</u>	<u>State Sources</u>	<u>Total</u>	
District Wide Renovations	\$ 40,800,000	\$ 40,800,000	\$ 39,500,529	\$ 1,299,471	\$ 40,800,000	\$ -	\$ 31,495,000	\$ 8,600,471	\$ 704,529	\$ 40,800,000	\$ -
Emergency Septic Project	301,000	301,000	281,938	11,479	293,417	7,583	-	293,417	-	293,417	-
Smart Schools	4,076,734	4,076,734	2,646,989	280,270	2,927,259	1,149,475	-	2,927,259	-	2,927,259	-
Capital Improvement Project	25,000,000	25,000,000	-	-	-	25,000,000	-	3,200,000	-	3,200,000	3,200,000
2018-19 Capital Outlay Project	100,000	100,000	94,140	-	94,140	5,860	-	100,000	-	100,000	5,860
2019-20 Capital Outlay Project	100,000	100,000	83,298	-	83,298	16,702	-	100,000	-	100,000	16,702
2019-20 Bus Purchase	1,152,363	1,152,363	1,150,375	-	1,150,375	1,988	1,152,363	-	-	1,152,363	1,988
2021-22 Bus Purchase	1,133,059	1,133,059	-	1,133,059	1,133,059	-	1,133,059	-	-	1,133,059	-
2019 Security Project	11,995,000	11,995,000	6,434,064	5,560,936	11,995,000	-	10,500,000	1,495,000	-	11,995,000	-
2020-21 Capital Outlay	100,000	100,000	91,938	3,001	94,939	5,061	-	100,000	-	100,000	5,061
2021-22 Capital Outlay	100,000	100,000	-	92,772	92,772	7,228	-	100,000	-	100,000	7,228
TOTAL	\$ 84,858,156	\$ 84,858,156	\$ 50,283,271	\$ 8,380,988	\$ 58,664,259	\$ 26,193,897	\$ 44,280,422	\$ 16,916,147	\$ 704,529	\$ 61,901,098	\$ 3,236,839

Supplementary Information
CENTRAL SQUARE CENTRAL SCHOOL DISTRICT, NEW YORK
Combining Balance Sheet - Nonmajor Governmental Funds
June 30, 2022

	Special Revenue Fund		Total Nonmajor Governmental Funds
	Miscellaneous Special Revenue Fund	Debt Service Fund	
ASSETS			
Cash and cash equivalents	\$ 236,605	\$ 1,930,502	\$ 2,167,107
Due from other funds	-	88	88
TOTAL ASSETS	\$ 236,605	\$ 1,930,590	\$ 2,167,195
FUND BALANCES			
Restricted	\$ 236,605	\$ 1,930,590	\$ 2,167,195
TOTAL FUND BALANCES	\$ 236,605	\$ 1,930,590	\$ 2,167,195

Supplementary Information
CENTRAL SQUARE CENTRAL SCHOOL DISTRICT, NEW YORK
Combined Revenues, Expenditures and Changes in Fund Balances
Nonmajor Governmental Funds
For The Year Ended June 30, 2022

	<u>Special Revenue Fund</u>		<u>Total Nonmajor Governmental Funds</u>
	<u>Miscellaneous Special Revenue Fund</u>	<u>Debt Service Fund</u>	
REVENUES			
Use of money and property	\$ 30	\$ 3,365	\$ 3,395
Miscellaneous	32,373	-	32,373
TOTAL REVENUES	\$ 32,403	\$ 3,365	\$ 35,768
EXPENDITURES			
General support	\$ -	\$ 200,817	\$ 200,817
Debt service - principal	-	4,715,436	4,715,436
Debt service - interest	-	2,315,932	2,315,932
Other expenses	29,555	-	29,555
TOTAL EXPENDITURES	\$ 29,555	\$ 7,232,185	\$ 7,261,740
EXCESS (DEFICIENCY) OF REVENUES OVER EXPENDITURES	\$ 2,848	\$ (7,228,820)	\$ (7,225,972)
OTHER FINANCING SOURCES (USES)			
Transfers - in	\$ -	\$ 7,031,368	\$ 7,031,368
Premium on obligations issued	-	324,173	324,173
TOTAL OTHER FINANCING SOURCES (USES)	\$ -	\$ 7,355,541	\$ 7,355,541
NET CHANGE IN FUND BALANCE	\$ 2,848	\$ 126,721	\$ 129,569
FUND BALANCE, BEGINNING OF YEAR	233,757	1,803,869	2,037,626
FUND BALANCE, END OF YEAR	\$ 236,605	\$ 1,930,590	\$ 2,167,195

Supplementary Information
CENTRAL SQUARE CENTRAL SCHOOL DISTRICT, NEW YORK
Net Investment in Capital Assets/Right to Use Assets
For The Year Ended June 30, 2022

Capital assets/right to use assets, net		\$ 95,354,363
Add:		
Unspent bond proceeds	<u>\$ 1,988</u>	1,988
Deduct:		
Bond payable	\$ 48,053,059	
Unamortized bond premium	<u>6,978,539</u>	<u>55,031,598</u>
Net Investment in Capital Assets/Right to Use Assets		<u><u>\$ 40,324,753</u></u>

Supplementary Information
CENTRAL SQUARE CENTRAL SCHOOL DISTRICT, NEW YORK
SCHEDULE OF EXPENDITURES OF FEDERAL AWARDS
For The Year Ended June 30, 2022

<u>Grantor / Pass - Through Agency</u> <u>Federal Award Cluster / Program</u>	<u>Assistance</u> <u>Listing</u> <u>Number</u>	<u>Grantor</u> <u>Number</u>	<u>Pass-Through</u> <u>Agency</u> <u>Number</u>	<u>Total</u> <u>Expenditures</u>
<u>U.S. Department of Education:</u>				
<u>Indirect Programs:</u>				
<u>Passed Through NYS Education Department -</u>				
<u>Special Education Cluster IDEA -</u>				
Special Education - Grants to States (IDEA, Part B)	84.027	N/A	0032-21-0713	\$ 2,001
Special Education - Grants to States (IDEA, Part B)	84.027	N/A	0032-22-0713	941,580
Special Education - Preschool Grants (IDEA Preschool)	84.173	N/A	0033-22-0713	37,579
<i>Total Special Education Cluster IDEA</i>				\$ 981,160
<u>Education Stabilization Fund -</u>				
CRRSA - GEER 2	84.425C	N/A	5896-21-2345	\$ 21,233
CRRSA - ESSER 2	84.425D	N/A	5891-21-2345	1,442,144
ARP - ESSER 3	84.425U	N/A	5880-21-2345	1,580,558
ARP - SLR Summer Enrichment	84.425U	N/A	5882-21-2345	78,377
ARP - SLR Comprehensive After School	84.425U	N/A	5883-21-2345	17,965
ARP - SLR Learning Loss	84.425U	N/A	5884-21-2345	464,022
ARP - Homeless II	84.425W	N/A	5218-21-2345	23,417
<i>Total Education Stabilization Fund</i>				\$ 3,627,716
Title IIA - Supporting Effective Instruction State Grant	84.367	N/A	0147-21-2345	65,719
Title IIA - Supporting Effective Instruction State Grant	84.367	N/A	0147-22-2345	58,191
Title IV - Student Support and Enrichment Program	84.424	N/A	0204-21-2345	4,000
Title IV - Student Support and Enrichment Program	84.424	N/A	0204-22-2345	64,514
Title I - School Improvement Grant	84.010	N/A	0011-21-2038	24,947
Title I - School Improvement Grant	84.010	N/A	0011-22-2038	102,563
Title I - Grants to Local Educational Agencies	84.010	N/A	0021-21-2345	28,352
Title I - Grants to Local Educational Agencies	84.010	N/A	0021-22-2345	875,126
Total U.S. Department of Education				\$ 5,832,288
<u>U.S. Department of Health and Human Services:</u>				
<u>Indirect Program:</u>				
<u>Passed through Oswego County -</u>				
Epidemiology and Laboratory Capacity (ELC) COVID-19	93.323	N/A	N/A	\$ 382,908
Total U.S. Department of Health and Human Services				\$ 382,908
<u>U.S. Department of Agriculture:</u>				
<u>Indirect Programs:</u>				
<u>Passed Through NYS Education Department -</u>				
<u>Child Nutrition Cluster -</u>				
National School Lunch Program - COVID	10.555	N/A	460801060000	\$ 1,262,259
National School Lunch Program-Non-Cash Assistance (Commodities)	10.555	N/A	460801060000	51,756
Federal Emergency Operational Cost	10.555	N/A	460801060000	18,385
National School Breakfast Program - COVID	10.553	N/A	460801060000	396,117
<i>Total Child Nutrition Cluster</i>				\$ 1,728,517
Pandemic EBT Administrative Costs	10.649	N/A	460801060000	3,606
Total U.S. Department of Agriculture				\$ 1,732,123
TOTAL EXPENDITURES OF FEDERAL AWARDS				\$ 7,947,319

**Report on Internal Control Over Financial Reporting
and on Compliance and Other Matters Based on an Audit
of Financial Statements Performed in Accordance With
*Government Auditing Standards***

Independent Auditors' Report

To the Board of Education
Central Square Central School District, New York

We have audited, in accordance with auditing standards generally accepted in the United States of America and the standards applicable to financial audits contained in *Government Auditing Standards* issued by the Comptroller General of the United States, the financial statements of the governmental activities, each major fund, and the aggregate remaining fund information of the Central Square Central School District as of and for the year ended June 30, 2022, and the related notes to the financial statements, which collectively comprise the District's basic financial statements, and have issued our report thereon dated October 12, 2022.

Internal Control over Financial Reporting

In planning and performing our audit of the financial statements, we considered the District's internal control over financial reporting (internal control) as a basis for designing procedures that are appropriate in the circumstances for the purpose of expressing our opinions on the financial statements, but not for the purpose of expressing an opinion on the effectiveness of the District's internal control. Accordingly, we do not express an opinion on the effectiveness of the District's internal control.

A *deficiency in internal control* exists when the design or operation of a control does not allow management or employees in the normal course of performing their assigned functions, to prevent, or detect and correct misstatements on a timely basis. A *material weakness* is a deficiency, or a combination of deficiencies, in internal control, such that there is a reasonable possibility that a material misstatement of the entity's financial statements will not be prevented or detected and corrected on a timely basis. A *significant deficiency* is a deficiency, or a combination of deficiencies, in internal control that is less severe than a material weakness, yet important enough to merit attention by those charged with governance.

Our consideration of internal control was for the limited purpose described in the first paragraph of this section and was not designed to identify all deficiencies in internal control that might be material weaknesses or significant deficiencies. Given these limitations, during our audit we did not identify any deficiencies in internal control that we consider to be material weaknesses. However, material weaknesses may exist that have not been identified.

Compliance and Other Matters

As part of obtaining reasonable assurance about whether Central Square Central School District's financial statements are free from material misstatement, we performed tests of its compliance with certain provisions of laws, regulations, contracts, and grant agreements, noncompliance with which could have a direct and material effect on the financial statements. However, providing an opinion on compliance with those provisions was not an objective of our audit and, accordingly, we do not express such an opinion. The results of our tests disclosed no instances of noncompliance or other matters that are required to be reported under *Government Auditing Standards*.

Purpose of this Report

The purpose of this report is solely to describe the scope of our testing of internal control and compliance and the results of that testing, and not to provide an opinion on the effectiveness of the District's internal control or on compliance. This report is an integral part of an audit performed in accordance with *Government Auditing Standards* in considering the District's internal control and compliance. Accordingly, this communication is not suitable for any other purpose.

Mengel, Metzger, Barw & Co. LLP

Rochester, New York
October 12, 2022