

## PRELIMINARY OFFICIAL STATEMENT

**NEW ISSUE**  
**MOODY'S: "Aa2"**

**SERIAL BOND**  
**See "BOND RATING" herein**

*In the opinion of Trespasz & Marquardt, LLP, Bond Counsel to the District, based upon an analysis of existing laws, regulations, rulings and court decisions, and assuming, among other matters, compliance by the District with certain covenants, interest on the Bonds is excluded from gross income for federal income tax purposes under Section 103 of the Internal Revenue Code of 1986, as amended. In the further opinion of Bond Counsel, interest on the Bonds is not a specific preference item for purposes of the federal individual alternative minimum tax. Bond Counsel is also of the opinion that interest on the Bonds is excluded from adjusted gross income for purposes of personal income taxes imposed by the State of New York and the City of New York. Bond Counsel expresses no opinion regarding any other tax consequences related to the ownership or disposition of, or the accrual of interest on the Bonds. See "TAX MATTERS" herein.*

*The Bonds will NOT be "qualified tax-exempt obligations" under Section 265(b)(3) of the Internal Revenue Code of 1986, as amended.*



# \$1,663,000

## WEBSTER CENTRAL SCHOOL DISTRICT MONROE AND WAYNE COUNTIES, NEW YORK

GENERAL OBLIGATIONS  
CUSIP BASE #: 948123

### \$1,663,000 School District (Serial) Bonds, 2020 (the "Bonds")

**Dated: October 15, 2020**

**Due: October 1, 2021-2025**

#### MATURITIES\*

<u>Year</u>	<u>Amount</u>	<u>Rate</u>	<u>Yield</u>	<u>CSP</u>	<u>Year</u>	<u>Amount</u>	<u>Rate</u>	<u>Yield</u>	<u>CSP</u>	<u>Year</u>	<u>Amount</u>	<u>Rate</u>	<u>Yield</u>	<u>CSP</u>
2021	\$ 308,000	%	%		2023	\$ 335,000	%	%		2025	\$ 350,000	%	%	
2022	330,000				2024	340,000								

\* Subject to change pursuant to the accompanying Notice of Private Competitive Bond Sale in order to achieve substantially level or declining annual debt service.

The Bonds are not subject to redemption prior to maturity.

The Bonds will be issued as registered bonds and, at the option of the purchaser, will be registered in the name of Cede & Co., as nominee of The Depository Trust Company, New York, New York, which will act as securities depository for the Bonds. Individual purchases will be made in book-entry form only, in the principal amount of \$5,000 or integral multiples thereof, except for one necessary odd denomination which is or includes \$8,000 with respect to the 2021 maturity. Purchasers will not receive certificates representing their ownership interest in the Bonds. Interest on the Bonds will be payable on October 15, 2021 and semi-annually thereafter on April 15 and October 15 in each year until maturity. Principal and interest will be paid by the District to DTC, which will in turn remit such principal and interest to its participants, for subsequent distribution to the beneficial owners of the Bonds, as described herein. See "BOOK-ENTRY-ONLY SYSTEM" herein. If the Bonds are issued in registered certificated form, the Bonds will be issued in denominations of \$5,000 or any integral multiple thereof, except for one necessary odd denomination which is or includes \$8,000 with respect to the 2021 maturity, and the District will act as paying agent. Paying agent fees, if any, in such case are to be paid by the purchaser. The Bonds may not be converted into coupon bonds or be registered to bearer.

Proposals for the Bonds shall be for not less than \$1,663,000 and accrued interest, if any, on the total principal amount of the Bonds. A good faith deposit will not be required.

The Bonds are offered when, as and if issued and received by the purchaser and subject to the receipt of the approving legal opinion as to the validity of the Bonds of Trespasz & Marquardt, LLP, Bond Counsel, Syracuse, New York. It is anticipated that the Bonds will be available for delivery through the facilities of DTC located in Jersey City, New Jersey, or as may be agreed upon with the purchaser, or about October 15, 2020.

**ELECTRONIC BIDS for the Bonds must be submitted on Fiscal Advisors Auction website ("Fiscal Advisors Auction") accessible via [www.FiscalAdvisorsAuction.com](http://www.FiscalAdvisorsAuction.com), on October 1, 2020 by no later than 11:00 A.M. ET. Bids may also be submitted by facsimile at (315) 930-2354. No other form of electronic bidding services will be accepted. No phone bids will be accepted. Once the bids are communicated electronically via Fiscal Advisors Auction or via facsimile to the District, each bid will constitute an irrevocable offer to purchase the Bonds pursuant to the terms provided in the Notice of Sale for the Bonds.**

September 18, 2020

THE DISTRICT DEEMS THIS OFFICIAL STATEMENT TO BE FINAL FOR PURPOSES OF SECURITIES AND EXCHANGE COMMISSION RULE 15c2-12 ("THE RULE"), EXCEPT FOR CERTAIN INFORMATION THAT HAS BEEN OMITTED HEREFROM IN ACCORDANCE WITH SAID RULE AND THAT WILL BE SUPPLIED WHEN THIS OFFICIAL STATEMENT IS UPDATED FOLLOWING THE SALE OF THE OBLIGATIONS HEREIN DESCRIBED. THIS OFFICIAL STATEMENT WILL BE SO UPDATED UPON REQUEST OF THE SUCCESSFUL BIDDERS, AS MORE FULLY DESCRIBED IN THE NOTICE OF SALE WITH RESPECT TO THE OBLIGATIONS HEREIN DESCRIBED. FOR A DESCRIPTION OF THE DISTRICT'S AGREEMENT TO PROVIDE CONTINUING DISCLOSURE FOR THE BONDS AS DESCRIBED IN THE RULE, SEE "APPENDIX C – CONTINUING DISCLOSURE UNDERTAKING" HEREIN.

**WEBSTER CENTRAL SCHOOL DISTRICT**  
**MONROE AND WAYNE COUNTIES, NEW YORK**  
**SCHOOL DISTRICT OFFICIALS**



**2020-2021 BOARD OF EDUCATION**

TAMMY GUROWSKI  
President

LINDA DIOGUARDI  
Vice President

MIKE ALT  
SUE CASEY  
JANICE RICHARDSON  
MARIA RIGILLO  
MIKE SUFFOLETTO

**ADMINISTRATION**

CARMEN GUMINA  
Superintendent

BRIAN FREEMAN  
Assistant Superintendent for Business

LORI SCHREIBER  
District Treasurer

CINDY CUSHMAN  
School District Clerk

MENGAL METZGER BARR, LLC  
Certified Public Accountants

 FERRARA FIORENZA PC  
School District Attorney



FISCAL ADVISORS & MARKETING, INC.  
Municipal Advisor



**TRESPASZ & MARQUARDT, LLP**  
BOND COUNSEL

No person has been authorized by the Webster Central School District to give any information or to make any representations not contained in this Official Statement, and, if given or made, such information or representations must not be relied upon as having been authorized. This Official Statement does not constitute an offer to sell or solicitation of an offer to buy any of the Bonds in any jurisdiction to any person to whom it is unlawful to make such offer or solicitation in such jurisdiction. The information, estimates and expressions of opinion herein are subject to change without notice, and neither the delivery of this Official Statement nor any sale made hereunder shall, under any circumstances, create any implication that there has been no change in the affairs of the Webster Central School District.

## TABLE OF CONTENTS

	<u>Page</u>		<u>Page</u>
<b>NATURE OF OBLIGATION.....</b>	<b>1</b>	<b>SPECIAL PROVISIONS AFFECTING</b>	
<b>THE BONDS.....</b>	<b>2</b>	<b>REMEDIES UPON DEFAULT.....</b>	<b>25</b>
Description of the Bonds.....	2	<b>MARKET AND RISK FACTORS.....</b>	<b>26</b>
No Optional Redemption.....	3	<b>TAX MATTERS.....</b>	<b>27</b>
Purpose of Issue.....	3	<b>LEGAL MATTERS.....</b>	<b>27</b>
<b>BOOK-ENTRY-ONLY SYSTEM.....</b>	<b>3</b>	<b>LITIGATION.....</b>	<b>28</b>
Certificated Bonds.....	4	<b>CONTINUING DISCLOSURE.....</b>	<b>28</b>
<b>THE SCHOOL DISTRICT.....</b>	<b>5</b>	Historical Compliance.....	28
General Information.....	5	<b>MUNICIPAL ADVISOR.....</b>	<b>28</b>
Population.....	5	<b>CUSIP IDENTIFICATION NUMBERS.....</b>	<b>28</b>
Five Largest Employers.....	5	<b>BOND RATING.....</b>	<b>29</b>
Selected Wealth and Income Indicators.....	6	<b>MISCELLANEOUS.....</b>	<b>29</b>
Unemployment Rate Statistics.....	6	<b>APPENDIX – A</b>	
Form of School Government.....	6	<b>GENERAL FUND - Balance Sheets</b>	
Budgetary Procedures.....	7	<b>APPENDIX – A1</b>	
Investment Policy.....	7	<b>GENERAL FUND – Revenues, Expenditures and</b>	
State Aid.....	8	<b>Changes in Fund Balance</b>	
State Aid Revenues.....	11	<b>APPENDIX – A2</b>	
District Facilities.....	11	<b>GENERAL FUND – Revenues, Expenditures and</b>	
Enrollment Trends.....	12	<b>Changes in Fund Balance - Budget and Actual</b>	
Employees.....	12	<b>APPENDIX – B</b>	
Status and Financing of Employee Pension Benefits.....	12	<b>BONDED DEBT SERVICE</b>	
Other Post-Employment Benefits.....	14	<b>APPENDIX – B1 – B2</b>	
Other Information.....	15	<b>CURRENT BONDS OUTSTANDING</b>	
Financial Statements.....	16	<b>APPENDIX – C</b>	
New York State Comptroller Report of Examination.....	16	<b>CONTINUING DISCLOSURE UNDERTAKING</b>	
The State Comptroller's Fiscal Stress Monitoring System ....	17	<b>APPENDIX – D</b>	
<b>TAX INFORMATION.....</b>	<b>17</b>	<b>AUDITED FINANCIAL STATEMENTS</b>	
Taxable Assessed Valuations.....	17	<b>For the Fiscal Year Ending June 30, 2019</b>	
Tax Rates Per \$1,000 (Assessed).....	17	<b>APPENDIX – E</b>	
Tax Collection Procedure.....	18	<b>FORM OF BOND COUNSEL'S OPINION</b>	
Tax Levy and Tax Collection Record.....	18		
Real Property Tax Revenues.....	18		
Larger Taxpayers 2020 Assessment for			
2020-2021 Tax Roll.....	19		
STAR – School Tax Exemption.....	19		
Additional Tax Information.....	20		
<b>TAX LEVY LIMITATION LAW.....</b>	<b>20</b>		
<b>STATUS OF INDEBTEDNESS.....</b>	<b>21</b>		
Constitutional Requirements.....	21		
Statutory Procedure.....	21		
Debt Outstanding End of Fiscal Year.....	22		
Details of Outstanding Indebtedness.....	23		
Debt Statement Summary.....	23		
Bonded Debt Service.....	23		
Capital Project Plans.....	23		
Other Obligations.....	24		
Cash Flow Borrowings.....	24		
Estimated Overlapping Indebtedness.....	24		
Debt Ratios.....	25		

PREPARED WITH THE ASSISTANCE OF



Fiscal Advisors & Marketing, Inc.  
250 South Clinton Street, Suite 502  
Syracuse, New York 13202  
(315) 752-0051

<http://www.fiscaladvisors.com>

**OFFICIAL STATEMENT**  
**of the**  
**WEBSTER CENTRAL SCHOOL DISTRICT**  
**MONROE AND WAYNE COUNTIES, NEW YORK**

**Relating To**  
**\$1,663,000 School District (Serial) Bonds, 2020**

This Official Statement, which includes the cover page and appendices, has been prepared by the Webster Central School District, Monroe and Wayne Counties, New York (the "School District" or "District", "Counties", and "State", respectively) in connection with the sale by the District of \$1,663,000 principal amount of School District (Serial) Bonds, 2020 (the "Bonds").

The factors affecting the District's financial condition and the Bonds are described throughout this Official Statement. Inasmuch as many of these factors, including economic and demographic factors, are complex and may influence the District tax base, revenues, and expenditures, this Official Statement should be read in its entirety, and no one factor should be considered more or less important than any other by reason of its relative position in this Official Statement.

All quotations from and summaries and explanations of provisions of the Constitution and laws of the State and acts and proceedings of the District contained herein do not purport to be complete and are qualified in their entirety by reference to the official compilations thereof, and all references to the Bonds and the proceedings of the District relating thereto are qualified in their entirety by reference to the definitive forms of the Bonds and such proceedings.

**NATURE OF OBLIGATION**

Each Bond when duly issued and paid for will constitute a contract between the District and the holder thereof.

Holders of any series of notes or bonds of the District may bring an action or commence a proceeding in accordance with the civil practice law and rules to enforce the rights of the holders of such series of notes or bonds.

The Bonds will be general obligations of the District and will contain a pledge of the faith and credit of the District for the payment of the principal thereof and the interest thereon as required by the Constitution and laws of the State. For the payment of such principal and interest, the District has power and statutory authorization to levy ad valorem taxes on all real property within the District subject to such taxation by the District, without limitation as to rate or amount.

Although the State Legislature is restricted by Article VIII, Section 12 of the State Constitution from imposing limitations on the power to raise taxes to pay "interest on or principal of indebtedness theretofore contracted" prior to the effective date of any such legislation, the New York State Legislature may from time to time impose additional limitations or requirements on the ability to increase a real property tax levy or on the methodology, exclusions or other restrictions of various aspects of real property taxation (as well as on the ability to issue new indebtedness). On June 24, 2011, Chapter 97 of the Laws of 2011 was signed into law by the Governor (the "Tax Levy Limitation Law"). The Tax Levy Limitation Law applies to local governments and school districts in the State (with certain exceptions) and imposes additional procedural requirements on the ability of municipalities and school districts to levy certain year-to-year increases in real property taxes.

Under the Constitution of the State, the District is required to pledge its faith and credit for the payment of the principal of and interest on the Bonds and is required to raise real estate taxes, and without specification, other revenues, if such levy is necessary to repay such indebtedness. While the Tax Levy Limitation Law imposes a statutory limitation on the District's power to increase its annual tax levy with the amount of such increase limited by the formulas set forth in the Tax Levy Limitation Law, it also provides the procedural method to surmount that limitation. See "TAX LEVY LIMITATION LAW" herein.

The Constitutionally-mandated general obligation pledge of municipalities and school districts in New York State has been interpreted by the Court of Appeals, the State's highest court, in *Flushing National Bank v. Municipal Assistance Corporation for the City of New York*, 40 N.Y.2d 731 (1976), as follows:

"A pledge of the city's faith and credit is both a commitment to pay and a commitment of the city's revenue generating powers to produce the funds to pay. Hence, an obligation containing a pledge of the city's "faith and credit" is secured by a promise both to pay and to use in good faith the city's general revenue powers to produce sufficient funds to pay the principal and interest of the obligation as it becomes due. That is why both words, "faith" and "credit" are used and they are not tautological. That is what the words say and this is what the courts have held they mean... So, too,

although the Legislature is given the duty to restrict municipalities in order to prevent abuses in taxation, assessment, and in contracting of indebtedness, it may not constrict the city's power to levy taxes on real estate for the payment of interest on or principal of indebtedness previously contracted... While phrased in permissive language, these provisions, when read together with the requirement of the pledge and faith and credit, express a constitutional imperative: debt obligations must be paid, even if tax limits be exceeded".

In addition, the Court of Appeals in the *Flushing National Bank* (1976) case has held that the payment of debt service on outstanding general obligation bonds and notes takes precedence over fiscal emergencies and the police power of political subdivisions in New York State.

The pledge has generally been understood as a promise to levy property taxes without limitation as to rate or amount to the extent necessary to cover debt service due to language in Article VIII Section 10 of the Constitution which provides an exclusion for debt service from Constitutional limitations on the amount of a real property tax levy, insuring the availability of the levy of property tax revenues to pay debt service. As the *Flushing National Bank* (1976) Court noted, the term "faith and credit" in its context is "not qualified in any way". Indeed, in *Flushing National Bank v. Municipal Assistance Corp.*, 40 N.Y.2d 1088 (1977) the Court of Appeals described the pledge as a direct constitutional mandate. In *Quirk v. Municipal Assistance Corp.*, 41 N.Y.2d 644 (1977), the Court of Appeals stated that, while holders of general obligation debt did not have a right to particular revenues such as sales tax, "with respect to traditional real estate tax levies, the bondholders are constitutionally protected against an attempt by the State to deprive the city of those revenues to meet its obligations." According to the Court in *Quirk*, the State Constitution "requires the city to raise real estate taxes, and without specification other revenues, if such a levy be necessary to repay indebtedness."

In addition, the Constitution of the State requires that every county, city, town, village, and school district in the State provide annually by appropriation for the payment of all interest and principal on its serial bonds and certain other obligations, and that, if at any time the respective appropriating authorities shall fail to make such appropriation, a sufficient sum shall be set apart from the first revenues thereafter received and shall be applied to such purposes. In the event that an appropriating authority were to make an appropriation for debt service and then decline to expend it for that purpose, this provision would not apply. However, the Constitution of the State does also provide that the fiscal officer of any county, city, town, village, or school district may be required to set apart and apply such first revenues at the suit of any holder of any such obligations.

In *Quirk v. Municipal Assistance Corp.*, the Court of Appeals described this as a "first lien" on revenues, but one that does not give holders a right to any particular revenues. It should thus be noted that the pledge of the faith and credit of a political subdivision in New York State is a pledge of an issuer of a general obligation bond or note to use its general revenue powers, including, but not limited to, its property tax levy to pay debt service on such obligations, but that such pledge may not be interpreted by a court of competent jurisdiction to include a constitutional or statutory lien upon any particular revenues.

While the courts in New York State have historically been protective of the rights of holders of general obligation debt of political subdivisions, it is not possible to predict what a future court might hold.

## **THE BONDS**

### **Description of the Bonds**

The Bonds are general obligations of the District, and will contain a pledge of its faith and credit for the payment of the principal of and interest on the Bonds as required by the Constitution and laws of the State (State Constitution, Art. VIII, Section 2; Local Finance Law, Section 100.00). All the taxable real property within the District is subject to the levy of *ad valorem* taxes to pay the Bonds and interest thereon, without limitation as to rate or amount. See "TAX LEVY LIMITATION LAW" herein.

The Bonds will be dated October 15, 2020 and will mature in the principal amounts as set forth on the inside cover page. The Bonds are not subject to redemption prior to maturity as described herein under the heading "No Optional Redemption" hereunder. The "Record Date" of the Bonds will be the last business day of the calendar month preceding each such interest payment date.

The Bonds will be issued as registered bonds and, when issued, will be registered in the name of Cede & Co., as nominee of DTC, which will act as securities depository for the Bonds. Individual purchases will be made in book-entry only form, in the principal amount of \$5,000 or integral multiples thereof, except for one necessary odd denomination which is or includes \$8,000 with respect to the 2021 maturity. Purchasers will not receive certificates representing their ownership interest in the Bonds. Interest on the Bonds will be payable on October 15, 2021 and semi-annually thereafter on April 15 and October 15 in each year until maturity. Principal and interest will be paid by the District to DTC, which will in turn remit such principal and interest to its Participants, for subsequent distribution to the Beneficial Owners of the Bonds, as described herein.

## **No Optional Redemption**

The Bonds are not subject to redemption prior to maturity.

## **Purpose of Issue**

The Bonds are issued pursuant to the Constitution and Statutes of the State of New York, including the Education Law and the Local Finance Law, pursuant to a bond resolution adopted by the Board of Education on July 8, 2020 for the purchase of school buses at a total maximum cost not to exceed \$1,663,000 with such cost to be financed by the issuance of serial bonds of the School District.

The proceeds of the Bonds will provide new monies to permanently finance the abovementioned purpose.

## **BOOK-ENTRY-ONLY SYSTEM**

The Depository Trust Company (“DTC”), New York, NY, will act as securities depository for the Bonds, if so requested. The Bonds will be issued as fully-registered securities registered in the name of Cede & Co. (DTC’s partnership nominee) or such other name as may be requested by an authorized representative of DTC. One fully-registered Note certificate will be issued for each Note bearing the same rate of interest and CUSIP number and will be deposited with DTC.

DTC, the world’s largest depository, is a limited-purpose trust company organized under the New York Banking Law, a “banking organization” within the meaning of the New York Banking Law, a member of the Federal Reserve System, a “clearing corporation” within the meaning of the New York Uniform Commercial Code, and a “clearing agency” registered pursuant to the provisions of Section 17A of the Securities Exchange Act of 1934. DTC holds and provides asset servicing for over 3.6 million issues of U.S. and non-U.S. equity issues, corporate and municipal debt issues, and money market instruments from over 100 countries that DTC’s participants (“Direct Participants”) deposit with DTC. DTC also facilitates the post-trade settlement among Direct Participants of sales and other securities transactions in deposited securities, through electronic computerized book-entry transfers and pledges between Direct Participants’ accounts. This eliminates the need for physical movement of securities certificates. Direct Participants include both U.S. and non-U.S. securities brokers and dealers, banks, trust companies, clearing corporations, and certain other organizations. DTC is a wholly-owned subsidiary of The Depository Trust & Clearing Corporation (“DTCC”). DTCC is the holding company for DTC, and Fixed Income Clearing Corporation, all of which are registered clearing agencies. DTCC is owned by the users of its regulated subsidiaries. Access to the DTC system is also available to others such as both U.S. and non-U.S. securities brokers and dealers, banks, trust companies, and clearing corporations that clear through or maintain a custodial relationship with a Direct Participant, either directly or indirectly (“Indirect Participants”). The DTC Rules applicable to its Participants are on file with the Securities and Exchange Commission. More information about DTC can be found at [www.dtcc.com](http://www.dtcc.com) and [www.dtc.org](http://www.dtc.org).

Purchases of Bonds under the DTC system must be made by or through Direct Participants, which will receive a credit for the Bonds on DTC’s records. The ownership interest of each actual purchaser of each Bond and Note (“Beneficial Owner”) is in turn to be recorded on the Direct and Indirect Participants’ records. Beneficial Owners will not receive written confirmation from DTC of their purchase. Beneficial Owners are, however, expected to receive written confirmations providing details of the transaction, as well as periodic statements of their holdings, from the Direct or Indirect Participant through which the Beneficial Owner entered into the transaction. Transfers of ownership interests in the Bonds are to be accomplished by entries made on the books of Direct and Indirect Participants acting on behalf of Beneficial Owners. Beneficial Owners will not receive certificates representing their ownership interests in Bonds, except in the event that use of the book-entry system for the Bonds is discontinued.

To facilitate subsequent transfers, all Bonds deposited by Direct Participants with DTC are registered in the name of DTC’s partnership nominee, Cede & Co., or such other name as may be requested by an authorized representative of DTC. The deposit of Bonds with DTC and their registration in the name of Cede & Co. or such other DTC nominee do not effect any change in beneficial ownership. DTC has no knowledge of the actual Beneficial Owners of the Bonds; DTC’s records reflect only the identity of the Direct Participants to whose accounts such Bonds are credited, which may or may not be the Beneficial Owners. The Direct and Indirect Participants will remain responsible for keeping account of their holdings on behalf of their customers.

Conveyance of notices and other communications by DTC to Direct Participants, by Direct Participants to Indirect Participants, and by Direct Participants and Indirect Participants to Beneficial Owners will be governed by arrangements among them, subject to any statutory or regulatory requirements as may be in effect from time to time. Beneficial Owners of Bonds may wish to take certain steps to augment the transmission to them of notices of significant events with respect to the Bonds, such as redemptions, tenders, defaults, and proposed amendments to the Bond and Note documents. For example, Beneficial Owners of Bonds may wish to ascertain that the nominee holding the Bonds for their benefit has agreed to obtain and transmit notices to Beneficial Owners. In the alternative, Beneficial Owners may wish to provide their names and addresses to the registrar and request that copies of notices be provided directly to them.

Redemption proceeds, distributions, and dividend payments on the Bonds will be made to Cede & Co., or such other nominee as may be requested by an authorized representative of DTC. DTC's practice is to credit Direct Participants' accounts upon DTC's receipt of funds and corresponding detail information from the District on payable date in accordance with their respective holdings shown on DTC's records. Payments by Participants to Beneficial Owners will be governed by standing instructions and customary practices, as is the case with securities held for the accounts of customers in bearer form or registered in "street name," and will be the responsibility of such Participant and not of DTC nor its nominee or the District, subject to any statutory or regulatory requirements as may be in effect from time to time. Payment of redemption proceeds, distributions, and dividend payments to Cede & Co. (or such other nominee as may be requested by an authorized representative of DTC) is the responsibility of the District, disbursement of such payments to Direct Participants will be the responsibility of DTC, and disbursement of such payments to the Beneficial Owners will be the responsibility of Direct and Indirect Participants.

DTC may discontinue providing its services as depository with respect to the Bonds at any time by giving reasonable notice to the District. Under such circumstances, in the event that a successor depository is not obtained, note certificates are required to be printed and delivered.

The District may decide to discontinue use of the system of book-entry transfers through DTC (or a successor securities depository). In that event, note certificates will be printed and delivered.

The information in this section concerning DTC and DTC's book-entry system has been obtained from sources that the District believes to be reliable, but the District takes no responsibility for the accuracy thereof.

Source: The Depository Trust Company.

THE DISTRICT CANNOT AND DOES NOT GIVE ANY ASSURANCES THAT DTC, DIRECT PARTICIPANTS OR INDIRECT PARTICIPANTS OF DTC WILL DISTRIBUTE TO THE BENEFICIAL OWNERS OF THE BONDS (1) PAYMENTS OF PRINCIPAL OF OR INTEREST OR REDEMPTION PREMIUM ON THE BONDS; (2) CONFIRMATIONS OF THEIR OWNERSHIP INTERESTS IN THE BONDS; OR (3) OTHER NOTICES SENT TO DTC OR CEDE & CO., ITS PARTNERSHIP NOMINEE, AS THE REGISTERED OWNER OF THE BONDS, OR THAT THEY WILL DO SO ON A TIMELY BASIS, OR THAT DTC, DIRECT PARTICIPANTS OR INDIRECT PARTICIPANTS WILL SERVE AND ACT IN THE MANNER DESCRIBED IN THIS OFFICIAL STATEMENT.

THE DISTRICT WILL NOT HAVE ANY RESPONSIBILITY OR OBLIGATIONS TO DTC, THE DIRECT PARTICIPANTS, THE INDIRECT PARTICIPANTS OF DTC OR THE BENEFICIAL OWNERS WITH RESPECT TO (1) THE ACCURACY OF ANY RECORDS MAINTAINED BY DTC OR ANY DIRECT PARTICIPANTS OR INDIRECT PARTICIPANTS OF DTC; (2) THE PAYMENT BY DTC OR ANY DIRECT PARTICIPANTS OR INDIRECT PARTICIPANTS OF DTC OF ANY AMOUNT DUE TO ANY BENEFICIAL OWNER IN RESPECT OF THE PRINCIPAL AMOUNT OF OR INTEREST OR REDEMPTION PREMIUM ON THE BONDS; (3) THE DELIVERY BY DTC OR ANY DIRECT PARTICIPANTS OR INDIRECT PARTICIPANTS OF DTC OF ANY NOTICE TO ANY BENEFICIAL OWNER; OR (4) ANY CONSENT GIVEN OR OTHER ACTION TAKEN BY DTC AS THE REGISTERED HOLDER OF THE BONDS.

THE INFORMATION CONTAINED HEREIN CONCERNING DTC AND ITS BOOK-ENTRY SYSTEM HAS BEEN OBTAINED FROM DTC AND THE DISTRICT MAKES NO REPRESENTATION AS TO THE COMPLETENESS OR THE ACCURACY OF SUCH INFORMATION OR AS TO THE ABSENCE OF MATERIAL ADVERSE CHANGES IN SUCH INFORMATION SUBSEQUENT TO THE DATE HEREOF.

### **Certificated Bonds**

DTC may discontinue providing its services with respect to the Bonds at any time by giving notice to the District and discharging its responsibilities with respect thereto under applicable law, or the District may terminate its participation in the system of book-entry-only transfers through DTC at any time. In the event that such book-entry-only system is discontinued, the following provisions will apply: the Bonds will be issued in fully registered form in denominations of \$5,000 each or any integral multiple thereof, except for one necessary odd denomination which is or includes \$8,000 with respect to the 2021 maturity, for any single maturity, except for one necessary odd denomination. Principal of the Bonds when due will be payable upon presentation at the office of a bank or trust company located and authorized to do business in the State as a fiscal agent bank to be named by the District upon termination of the book-entry-only system. Interest on the Bonds will be payable on October 15, 2021 and semi-annually thereafter on April 15 and October 15 in each year until maturity. Such interest will be payable by check drawn on the fiscal agent and mailed to the registered owner on each interest payment date at the address as shown on the registration books of the fiscal agent as of the last business day of the calendar month preceding each such interest payment date. Bonds may be transferred or exchanged at no cost to the registered owner at any time prior to maturity at the office of the fiscal agent for Bonds of the same or any other authorized denomination or denominations in the same aggregate

principal amount upon the terms set forth in the Bond Determinations Certificate of the President of the Board of Education authorizing the sale of the Bonds and fixing the details thereof and in accordance with the Local Finance Law. The fiscal agent shall not be obligated to make any such transfer or exchange of Bonds between the last business day of the calendar month preceding an interest payment date and such interest payment date.

## **THE SCHOOL DISTRICT**

### **General Information**

The Webster Central School District, centralized in 1948, is located in the Towns of Webster and Penfield in Monroe County and the Towns of Ontario and Walworth in Wayne County. The District covers approximately 51 square miles.

The District is served by New York State Routes 104, 404 and 250, with access to the New York State Thruway available some 15 miles to the south at Exit 45. Bus service is available in the Village of Webster, and rail service is available in Rochester. Air service is available at the Greater Rochester International Airport.

The District is primarily a residential/suburban community. Many residents find employment in the District, at such industries as Xerox Corporation, while others commute to Rochester, less than ten miles to the west. In an effort to retain existing business, attract additional businesses, expand the market for the Town of Webster businesses to include attracting customers from other areas, enrich the tax base of the community by adding taxpayers to the base and encourage a common vision for Webster's future direction to support positive community development, the Webster Chamber of Commerce has developed an economic development plan to expand the economic health of the Webster community.

Water and sewer services are provided by various municipal systems. Electricity and natural gas are provided by Rochester Gas & Electric, telephone service by Frontier Communications. Police protection is provided by the Town of Webster, the County Sheriff's Departments and the New York State Police. Ambulance service and fire protection are provided by various volunteer organizations.

The District provides public education for grades K-12. Opportunities for higher education include the University of Rochester, Rochester Institute of Technology, St. John Fisher College and Nazareth College, among others.

Commercial businesses along Route 404 in Webster and West Webster provide a wide array of retail and service outlets. Banking institutions in the District include JPMorgan Chase Bank, N.A., Key Bank, Canandaigua Savings Bank and Genesee Regional Bank.

Source: District officials.

### **Population**

The current estimated population of the District is 57,853. (Source: 2018 U.S. Census Bureau estimate)

### **Five Largest Employers**

The following are the five larger employers located within or in close proximity to the District.

<u>Name</u>	<u>Type</u>	<u>Number Employed</u>
Xerox Corporation	Office Machines	5,300
Webster CSD	Public Education	1,590
Visiting nurse	Health Care Services	782
Paychex	Payroll Services	500
Trident Machine	Precision Manufacturing	145

Source: District officials.



## Selected Wealth and Income Indicators

Per capita income statistics are not available for the District as such. The smallest areas for which such statistics are available, which includes the District, are the Towns and the Counties listed below. The figures set below with respect to such Towns and Counties is included for information only. It should not be inferred from the inclusion of such data in the Official Statement that the Towns or the Counties are necessarily representative of the District, or vice versa.

	<u>Per Capita Income</u>			<u>Median Family Income</u>		
	<u>2000</u>	<u>2006-2010</u>	<u>2014-2018</u>	<u>2000</u>	<u>2006-2010</u>	<u>2014-2018</u>
Towns of:						
Webster	\$ 26,791	\$ 32,270	\$ 38,135	\$ 69,629	\$ 80,341	\$ 97,040
Penfield	29,576	34,767	42,801	74,959	89,615	107,608
Walworth	22,476	28,457	35,596	67,830	82,197	91,744
Ontario	22,511	27,869	34,344	61,281	75,288	77,143
Counties of:						
Wayne	19,258	24,092	29,028	51,495	60,324	67,777
Monroe	22,821	26,999	32,502	55,900	65,240	76,185
State of:						
New York	23,389	30,948	37,470	51,691	67,405	80,419

Note: 2015-2019 American Community Survey estimates are not available as of the date of this Official Statement.

Source: U.S. Census Bureau, 2000 census, 2006-2010 and 2014-2018 American Community Survey data.

## Unemployment Rate Statistics

Unemployment statistics are not available for the District as such. The smallest area for which such statistics are available (which includes the District) are the Counties of Monroe and Wayne. The information set forth below with respect to the Counties and the State of New York is included for informational purposes only. It should not be implied from the inclusion of such data in this Continuing Disclosure Statement that the Counties or the State, are necessarily representative of the District, or vice versa.

	<u>Annual Average</u>							
	<u>2012</u>	<u>2013</u>	<u>2014</u>	<u>2015</u>	<u>2016</u>	<u>2017</u>	<u>2018</u>	<u>2019</u>
Monroe County	7.9%	7.0%	5.8%	5.1%	4.7%	5.0%	4.3%	4.2%
Wayne County	8.6%	7.6%	6.1%	5.3%	4.9%	5.0%	4.1%	4.0%
New York State	8.5%	7.7%	6.3%	5.3%	4.8%	4.7%	4.1%	4.0%

	<u>2020 Monthly Figures</u>								
	<u>Jan</u>	<u>Feb</u>	<u>Mar</u>	<u>Apr</u>	<u>May</u>	<u>Jun</u>	<u>Jul</u>	<u>Aug</u>	<u>Sep</u>
Monroe County	4.5%	4.3%	4.6%	15.1%	11.4%	11.9%	13.7%	N/A	N/A
Wayne County	5.1%	4.9%	5.2%	14.3%	10.0%	9.7%	11.3%	N/A	N/A
New York State	4.1%	3.9%	4.4%	15.1%	14.2%	15.5%	16.0%	N/A	N/A

Note: Unemployment rates for August and September 2020 are unavailable as of the date of this Official Statement. Due to the COVID-19 pandemic, unemployment rates are expected to remain substantially higher than prior periods.

Source: Department of Labor, State of New York. (Note: Figures not seasonally adjusted).

## Form of School Government

The Board of Education, which is the policy-making body of the School District, consists of seven members with overlapping three-year terms so that as nearly as possible an equal number are elected to the Board each year. Each Board member must be a qualified voter of the School District and no Board member may hold certain other district offices or positions while serving on the Board of Education. The President and the Vice President are selected by the Board members. The administrative officers of the District, whose duty it is to implement the policies of the Board of Education include the Superintendent of Schools, the Assistant Superintendent for Business, and the District Clerk.

## **Budgetary Procedures**

Pursuant to the Education Law, the Board of Education annually prepares or causes to be prepared, a budget for the ensuing fiscal year. A public hearing on such budget is held not less than seven days and not more than fourteen days prior to the vote. The Board of Education causes notice of such public hearing to be published four times beginning seven weeks prior to the vote. After the public hearing, but not less than six days prior to the budget vote, the District must mail a school budget notice to all qualified voters which contains the total budget amount, the dollar and percentage increase or decrease in the proposed budget (or contingency budget) as compared to the current budget, the percentage increase or decrease in the consumer price index, the estimated property tax levy, the basic STAR exemption impact and the date, time and place of the vote.

After the budget hearing and subsequent notice, a referendum upon the question of the adoption of the budget is held on the third Tuesday in May each year. All qualified District residents are eligible to participate.

Pursuant to Chapter 97 of the Laws of 2011 ("Chapter 97"), beginning with the 2012 – 2013 fiscal year, if the proposed budget requires a tax levy increase that does not exceed the lesser of 2% or the rate of inflation (the "School District Tax Cap"), then a majority vote is required for approval. If the proposed budget requires a tax levy that exceeds the School District Tax Cap, the budget proposition must include special language and a 60% vote is required for approval. Any separate proposition that would cause the School District to exceed the School District Tax Cap must receive at least 60% voter approval.

If the proposed budget is not approved by the required margin, the Board of Education may resubmit the original budget or a revised budget to the voters, or adopt a contingency budget (which would provide for ordinary contingent expenses, including debt service) that levies a tax levy no greater than that of the prior fiscal year (i.e. a 0% increase in the tax levy).

If the resubmitted and/or revised budget is not approved by the required margin, the Board of Education must adopt a budget that requires a tax levy no greater than that of the prior fiscal year (i.e. a 0% increase in the tax levy). For a complete discussion of Chapter 97, see "TAX LEVY LIMITATION LAW" herein.

### *Recent Budget Vote Results*

The District's 2018-2019 budget was approved by the qualified voters of the School District on May 15, 2018 by a vote of 2,031 to 785. The District's budget for the 2018-2019 fiscal year remained within the tax cap imposed by Chapter 97 of the Laws of 2011. The total tax levy increase was 3% which was equal to the District's tax levy limit of 3% for the 2018-2019 fiscal year.

The District's 2019-2020 budget was approved by the qualified voters of the School District on May 21, 2019 by a vote of 2,504 to 1,152. The District's budget for the 2019-2020 fiscal year remained within the tax cap imposed by Chapter 97 of the Laws of 2011. The total tax levy increase is 3.19% which was equal to the District's tax levy limit of 3.19% for the 2019-2020 fiscal year.

The school district budget vote for the 2020-21 fiscal year was originally scheduled to be held on May 19, 2020, however, annual school budget votes across the State were postponed until June 16, 2020 under an Executive Order from Governor Andrew Cuomo that extends and expands restrictions aimed at limiting the spread of COVID-19. The District voters approved the budget for the 2020-21 fiscal year with a vote of 6,197 yes to 3,808 no. The District's adopted budget for the 2020-21 fiscal year remains within the Tax Cap imposed by Chapter 97 of the Laws of 2011.

## **Investment Policy**

Pursuant to the statutes of the State of New York, the School District is permitted to invest only in the following investments: (1) special time deposits or certificates of deposits in a bank or trust company located and authorized to do business in the State of New York; (2) obligations of the United States of America; (3) obligations guaranteed by agencies of the United States of America where the payment of principal and interest is guaranteed by the United States of America; (4) obligations of the State of New York; (5) with the approval of the New York State Comptroller, tax anticipation notes and revenue anticipation notes issued by any New York municipality or district corporation, other than the School District; (6) obligations of a New York public corporation which are made lawful investments by the School District pursuant to another provision of law; (7) certain certificates of participation issued on behalf of political subdivisions of the State of New York; and, (8) in the case of School District moneys held in certain reserve funds established pursuant to law, obligations issued by the School District. These statutes further require that all bank deposits, in excess of the amount insured under the Federal Deposit Insurance Act, be secured by either a pledge of eligible securities, an eligible surety bond or an eligible letter of credit, as those terms are defined in the law.

Consistent with the above statutory limitations, it is the School District's current policy to invest in: (1) Savings Accounts, Now Accounts or Money Market Accounts of designated banks, (2) Certificates of Deposit issued by a bank or trust company located and authorized to do business in New York State, (3) Demand Deposit Accounts in a bank or trust company authorized to

do business in New York State, (4) Obligations of New York State, (5) Obligations of the United States Government (U.S. Treasury Bills and Notes), (6) Repurchase Agreements involving the purchase and sale of direct obligations of the United States that requires the purchased securities to be delivered to a third party custodian.

The School District does not invest in reverse repurchase agreements or other derivative type investments.

## **State Aid**

The District receives financial assistance from the State. In its adopted budget for the 2020-2021 fiscal year, approximately 30.59% of the revenues of the District are estimated to be received in the form of State aid. If the State should not adopt its budget in a timely manner, in any year, municipalities and school districts in the State, including the District, may be affected by a delay in the payment of State aid.

The outbreak and continuing effects of the COVID-19 health crisis in the State may have a significant, adverse effect on the State's financial condition, including reduction of State aid payable to School Districts. See "MARKET AND RISK FACTORS" herein.

The State is not constitutionally obligated to maintain or continue State aid to the District. No assurance can be given that present State aid levels will be maintained in the future. State budgetary restrictions which could eliminate or substantially reduce State aid could have a material adverse effect upon the District, requiring either a counterbalancing increase in revenues from other sources to the extent available, or a curtailment of expenditures (See also "MARKET AND RISK FACTORS").

The Tax Cuts and Jobs Act also made extensive changes to the deductibility of various taxes, including placing a cap of \$10,000 on a taxpayer's deduction of state and local taxes (the "SALT Deduction Limitation"). While it cannot yet be predicted what precise effects the SALT Deduction Limitation will have for the State, it is possible that government officials at both the State and local level may find it politically more difficult to raise new revenues via tax increases, since the deduction thereof, for taxpayers who itemize deductions, is now limited.

### *Potential reductions in Federal aid received by the State.*

The State receives a substantial amount of Federal aid for education. Many of the policies that drive this Federal aid are subject to change under the current presidential administration and Congress. However, the State's current financial projections concerning Federal aid, and the assumptions on which they are based, are subject to revision as more information becomes available about the proposals for Federal tax policy and legislation, health care, including amendments to the Affordable Care Act, infrastructure, taxation, the Budget Control Act of 2011 (as amended), Federal regulatory reform, and other issues that may arise.

Reductions in Federal funding levels could have a materially adverse impact on the State budget. In addition to the potential fiscal impact of policies that may be proposed and adopted by the new administration and Congress, the State budget may be adversely affected by other actions taken by the Federal government, including audits, disallowances, and changes to Federal participation rates or other Medicaid rules.

The State 2020-2021 Budget continues to allow the Governor to reduce aid to school districts mid-year if receipts from the Federal government are less than what was expected. If federal support is reduced by \$850 million or more, the New York State Director of the Budget will develop a plan to make uniform spending reductions by the State. Such plan would take effect automatically unless the State Legislature passes its own plan within 90 days.

There can be no assurance that the State's financial position will not change materially and adversely from current projections. If this were to occur, the State would be required to take additional gap-closing actions. Such actions may include, but are not limited to: reductions in State agency operations; delays or reductions in payments to local governments or other recipients of State aid including school districts in the State. Reductions in the payment of State aid could adversely affect the financial condition of school districts in the State.

Should the District fail to receive State aid expected from the State in the amounts and at the times expected, occasioned by a delay in the payment of such monies or by a mid-year reduction in State aid, the District is authorized by the Local Finance Law to provide operating funds by borrowing in anticipation of the receipt of uncollected State aid.

## *Building aid*

A portion of the District's State aid consists of building aid which is related to outstanding indebtedness for capital project purposes. In order to receive building aid, the District must have building plans and specifications approved by the Facilities Planning Unit of the State Education Department. A maximum construction and incidental cost allowance is computed for each building project that takes into account a pupil construction cost allowance and assigned pupil capacity. For each project financed with debt obligations, a bond percentage is computed. The bond percentage is derived from the ratio of total approved cost allowances to the total principal borrowed. Approved cost allowances are estimated until a project final cost report is completed.

Aid on debt service is generally paid in the current fiscal year provided such debt service is reported to the Commissioner of Education by November 15 of that year. Any debt service in excess of amounts reported by November 15 will not be aided until the following fiscal year. The building aid received is equal to the approved building expense, or bond percent, times the building aid ratio that is assigned to the District. The building aid ratio is calculated based on a formula that involves the full valuation per pupil in the District compared to a State-wide average.

Pursuant to the provisions of Chapter 760 of the Laws of 1963, the District is eligible to receive a Building Aid Estimate from the New York State Department of Education. Since the gross indebtedness of the District is within the debt limit, the District is not required to apply for a Building Aid Estimate. Based on 2020-2021 preliminary building aid ratios, the District State Building aid of approximately 77.1% for debt service on State Education Department approved expenditures from July 1, 2004 to the present.

The State building aid ratio is calculated each year based upon a formula which reflects Resident Weighted Average Daily Attendance (RWADA) and the full value per pupil compared with the State average. Consequently, the estimated aid will vary over the life of each issue. State building aid is further dependent upon the continued apportionment of funds by the State Legislature

## *State aid history*

State aid to school districts within the State has declined in some recent years before increasing again in more recent years.

*School district fiscal year (2015-2016):* The 2015-2016 State budget included a partial reduction in the Gap Elimination Adjustment with \$603 million in GEA cuts being restored, and provided an additional \$428 million in foundation aid and \$268 million in expense base aids which reimbursed school districts for prior year expenses in school construction, transportation, BOCES and special education services.

*School district fiscal year (2016-2017):* The 2016-17 State budget included a school aid increase of \$991 million over 2015-16, \$863 million of which consisted of traditional operating aid. In addition to full-funding of expense based aids (\$408 million), the Governor's budget included a \$266 million increase in Foundation Aid and an \$189 million restoration to the Gap Elimination Adjustment. The bulk of the remaining increase included \$100 million in Community Schools Aid, a newly adopted aid category, to support school districts that wish to create community schools. The funds may only be used for certain purposes such as providing health, mental health and nutritional services to students and their families. The District is not a part of the Community Schools Grant Initiative (CSGI) and has not received grant monies from the State. Further information may be obtained at the official website of the New York State Division of Budget and the New York State Education Department.

*Gap Elimination Adjustment (GEA):* The GEA law was first introduced for the 2010-2011 fiscal year (although it existed in 2009-2010 and was called "Deficit Reduction Assessment") as a way to help close the State's then \$10 billion budget deficit. Under legislation, a portion of the funding shortfall at the State level was divided among all school districts throughout the State and reflected as a reduction in school district State aid. The GEA was a negative number, money that was deducted from the aid originally due to the District. The total aggregate GEA and Deficit Reduction Assessment reduction in school aid for the District amounted to \$35,283,720. The District did not lose any additional State aid as a result of the GEA in 2016-2017 fiscal year as the Gap Elimination Adjustment was completely eliminated in the 2016-2017 Enacted State Budget.

*School district fiscal year (2017-2018):* The State 2017-2018 Enacted Budget increased State aid to education by \$1.1 billion, including a \$700 million increase in Foundation Aid, bringing the total amount of State aid to education to \$25.8 billion or an increase of 4.4%. Expense-based aids to support school construction, pupil transportation, BOCES and special education were continued in full, as is the State's usual practice. Transportation aid increased by 5.5% and building aid increased by 4.8%. The State 2017-18 Enacted Budget continued to link school aid increases for 2017-2018 and 2018-2019 to teacher and principal evaluation plans approved by September 1 of the current year in compliance with Education Law Section 3012-d.

*School district fiscal year (2018-2019):* The State's 2018-2019 Enacted Budget included nearly \$1 billion in additional education funding, representing a 3.9% increase over 2017-2018. Approximately \$859 million of that increase was comprised of traditional public school aid, including increased Foundation Aid and full-funding of expense-based aids. Formula-based school aid stood at \$26.03 billion statewide, a 3.4% increase over the prior year. The State's 2018-19 Enacted Budget included an increase of \$618 million in Foundation Aid for school districts. Foundation Aid totaled nearly \$17.8 billion statewide. For the seventh consecutive year, the Foundation Aid increase was distributed using a one year, off formula methodology. The State's 2018-2019 Enacted Budget guaranteed that all school districts receive an increase in Foundation Aid over their 2017-2018 levels. \$50 million of the Foundation Aid increase was "set aside" for certain school districts to fund community schools. The State's 2018-2019 Enacted Budget fully funded all expense-based aid for 2018-2019, including building, transportation, BOCES and special education aid. These categories served as State reimbursements for school district expenses made in the prior year, based on school district-specific aid ratios. A total of \$240 million was approved for increases in all expense-based aids in 2018-2019.

*School district fiscal year (2019-2020):* The State's 2019-2020 Enacted Budget includes a total of \$27.69 billion for School Aid, a year-to-year funding increase of \$956 million or 3.6 percent and will provide additional funding for Foundation Aid of \$338.0 million and \$409.65 million in reimbursements for expense-based aids. In addition, the 2019-2020 Enacted Budget increases the Community Schools set-aside funding amount by \$49.99 million to a total of \$250.0 million. This increased funding is targeted to districts with failing schools and/or districts experiencing significant growth in English language learners. The 2019-2020 Enacted Budget increases the minimum community schools funding amount from \$75,000 to \$100,000. This ensures all high-need districts across the State can apply the funds to a wide-range of activities.

*School District Fiscal Year (2020-21):* The 2020-21 Enacted Budget includes a year-to-year funding increase for State aid of \$95.0 million of .035%. Foundation Aid to school districts is frozen at the same level as the 2019-2020 fiscal year; while other aids, calculated according to formulas in current law, are responsible for the increase. The State's 2020-2021 Enacted Budget includes \$10 million in new funding for grants to school districts for student mental health services. It should be noted that there was an actual year-to-year decrease of State aid implemented through a reduction of each school district's State aid allocation from the 2019-2020 fiscal year. The reduction is being referred to as a "Pandemic Adjustment." However, the decrease in State aid is expected to be fully offset by an allocation received by the State of funds from the recently approved federal stimulus bill. Absent the federal stimulus funds, there would have been a \$1.127 billion decrease in State aid from the 2019-2020 fiscal year. In addition, the State's 2020-2021 Enacted Budget authorized the State's Budget Director to make periodic adjustments to State Aid, in the event that actual State revenues come in below 99% of estimates or If actual disbursements exceed 101% of estimates. See "State Aid" herein for a discussion of this provision set forth in the 2020-2021 Enacted Budget.

### *State Aid Litigation*

In January 2001, the State Supreme Court issued a decision in *Campaign for Fiscal Equity v. New York* mandating that the system of apportionment of State aid to school districts within the State be restructured by the Governor and the State Legislature. On June 25, 2002, the Appellate Division of the State Supreme Court reversed that decision. On June 26, 2003, the State Court of Appeals, the highest court in the State, reversed the Appellate Division, holding that the State must, by July 30, 2004, ascertain the actual cost of providing a sound basic education, enact reforms to the system of school funding and ensure a system of accountability for such reforms. The Court of Appeals further modified the decision of the Appellate Division by deciding against a Statewide remedy and instead limited its ruling solely to the New York City school system.

After further litigation, on appeal in 2006, the Court of Appeals held that \$1.93 billion of additional funds for the New York City schools – as initially proposed by the Governor and presented to the Legislature as an amount sufficient to provide a sound basic education – was reasonably determined. State legislative reforms in the wake of The Campaign for Fiscal Equity decision included increased accountability for expenditure of State funds and collapsing over 30 categories of school aid for school districts in the State into one classroom operating formula referred to as foundation aid. The stated purpose of foundation aid is to prioritize funding distribution based upon student need. As a result of the Court of Appeals ruling schools were to receive \$5.5 billion increase in foundation aid over a four fiscal year phase-in covering 2007 to 2011.

In school district fiscal year 2009-2010, foundation aid funding was frozen by the State Legislature to the prior fiscal year level, and in the fiscal year thereafter foundation aid funding was reduced through a "gap elimination adjustment" as described above, and other aid adjustments. The final phase-in of foundation aid as originally projected has not occurred as of this date.

A case related to the *Campaign for Fiscal Equity, Inc. v. State of New York* was heard on appeal on May 30, 2017 in *New Yorkers for Students' Educational Rights v. State of New York* ("NYSER") and a consolidated case on the right to a sound basic education. The NYSER lawsuit asserts that the State failed to comply with the original decision in the Court of Appeals in the Campaign for Fiscal Equity case, and asked the Court of Appeals to require the State to develop new methodologies, formulas and mechanisms for determining State aid, to fully fund the foundation aid formula, to eliminate the supermajority requirement for voter approval of budgets which increase school district property tax levies above the property tax cap limitation, and related matters. On June 27, 2017, the Court of Appeals held that the plaintiffs causes of action were properly dismissed by the earlier Appellate Division decision except insofar as two causes of action regarding accountability mechanisms and sufficient State

funding for a “sound basic education” as applicable solely to the school districts in New York City and Syracuse. The Court emphasized its previous ruling in the CFE case that absent “gross education inadequacies”, claims regarding state funding for a “sound basic education” must be made on a district-by-district basis based on the specific facts therein.

There can be no assurance that the State appropriation for building aid and other State aid to school districts will be continued in future years, either pursuant to existing formulas or in any form whatsoever. State aid, including building aid appropriated and apportioned to the District, can be paid only if the State has such monies available therefor. The availability of such monies and the timeliness of such payment could be affected by a delay in the adoption of the State budget or their elimination therefrom.

## State Aid Revenues

The following table illustrates the percentage of total revenues of the District for each of the below completed fiscal years and the 2019-2020 and 2020-2021 budgeted figures comprised of State aid.

<u>Fiscal Year</u>	<u>Total Revenues</u> <sup>(1)</sup>	<u>Total State Aid</u>	<u>Percentage of Total Revenues Consisting of State Aid</u>
2014-2015	\$ 144,944,201	\$ 39,441,354	27.21%
2015-2016	153,735,801	44,127,980	28.70
2016-2017	161,008,356	49,306,591	30.62
2017-2018	164,002,099	50,583,632	30.84
2018-2019	170,689,251	53,518,571	31.35
2019-2020 (Budgeted)	170,011,773	52,053,183	30.62
2019-2020 (Unaudited)	179,881,005	53,801,692	29.91
2020-2021 (Budgeted)	175,596,377	53,713,540	30.59

<sup>(1)</sup> General fund only, does not include inter-fund transfers or reserve funds.

Source: Audited financial statements for the 2014-2015 fiscal year through and including the 2018-2019 fiscal year, and the budgets of the District for the 2019-2020 and 2020-2021 fiscal years. The 2019-2020 unaudited figures are estimated and may vary therefrom. This table is not audited.

## District Facilities

The District currently operates the following facilities:

<u>Name</u>	<u>Grades</u>	<u>Capacity</u>	<u>Year(s) Built / Additions</u>
DeWitt Road Elementary	K-5	600	1962, '94
Klem North Elementary	K-5	600	1965, '94
Klem South Elementary	K-5	600	1971, '94
Schlegel Road Elementary	K-5	600	1972, '94
State Road Elementary	K-5	600	1964, '94
Plank North Elementary	K-5	600	1958, '94
Plank South Elementary	K-5	600	1970, '94
H.W. Schroeder High	9-12	1,900	1968, '93, '01
R.L. Thomas High	9-12	1,800	1968, '93, '01
Spry Middle	6-8	1,250	1928, '93, '01
Willink Middle	6-8	1,250	2001

Source: District officials.

**THE REMAINDER OF THIS PAGE IS LEFT INTENTIONALLY BLANK**

## Enrollment Trends

<u>School Year</u>	<u>Enrollment</u>	<u>School Year</u>	<u>Projected Enrollment</u>
2016-2017	8,600	2021-2022	8,500
2017-2018	8,550	2022-2023	8,500
2018-2019	8,550	2023-2024	8,550
2019-2020	8,500	2024-2025	8,550
2020-2021	8,450	2025-2026	8,600

## Employees

The District employs a total of 1,590 employees with representation by various unions as follows:

<u>Number of Employees</u>	<u>Bargaining Unit</u>	<u>Contract Expiration Date</u>
811	Webster Teachers Association (tentative agreement)	June 30, 2023
246	WCS Educational Support Associates	June 30, 2023
190	Transportation Unit Local 1635	June 30, 2024
120	CCMA-WCS	June 30, 2021
76	WCS Association of Educational Office Professionals	June 30, 2021
55	Webster Education Leadership Association	June 30, 2021
50	WCS Food Service	June 30, 2021

Source: District officials.

## Status and Financing of Employee Pension Benefits

Substantially all employees of the District are members of either the New York State and Local Employees' Retirement System ("ERS") (for non-teaching and non-certified administrative employees) or the New York State Teachers' Retirement System ("TRS") (for teachers and certified administrators). (Both Systems are referred to together hereinafter as the "Retirement Systems" where appropriate.) These Retirement Systems are cost-sharing multiple public employer retirement systems. The obligation of employers and employees to contribute and the benefits to employees are governed by the New York State Retirement and Social Security Law (the "Retirement System Law"). The Retirement Systems offer a wide range of plans and benefits which are related to years of service and final average salary, vesting of retirement benefits, death and disability benefits and optional methods of benefit payments. All benefits generally vest after ten years of credited service. The Retirement System Law generally provides that all participating employers in each retirement system are jointly and severally liable for any unfunded amounts. Such amounts are collected through annual billings to all participating employers. Generally, all employees, except certain part-time employees, participate in the Retirement Systems. The Retirement Systems are non-contributory with respect to members hired prior to July 27, 1976. All members working less than ten years must contribute 3% (ERS) or 3.5% (TRS) of gross annual salary towards the cost of retirement programs.

On December 12, 2009, a new Tier V was signed into law. The legislation created a new Tier V pension level, the most significant reform of the State's pension system in more than a quarter-century. Key components of Tier V include:

- Raising the minimum age at which most civilians can retire without penalty from 55 to 62 and imposing a penalty of up to 38% for any civilian who retires prior to age 62.
- Requiring ERS employees to continue contributing 3% of their salaries and TRS employees to continue contributing 3.5% toward pension costs so long as they accumulate additional pension credits.
- Increasing the minimum years of service required to draw a pension from 5 years to 10 years.
- Capping the amount of overtime that can be considered in the calculation of pension benefits for civilians at \$15,000 per year, and for police and firefighters at 15% of non-overtime wages.

On March 16, 2012, the Governor signed into law the new Tier VI pension program, effective for new ERS and TRS employees hired after April 1, 2012. The Tier VI legislation provides for increased employee contribution rates of between 3% and 6% and contributions at such rates continue so long as such employee continues to accumulate pension credits, an increase in the retirement age from 62 years to 63 years, a readjustment of the pension multiplier, and a change in the time period for the final average salary calculation from 3 years to 5 years. Tier VI employees will vest in the system after ten years of employment and will continue to make employee contribution throughout employment.

The District is required to contribute at an actuarially determined rate. The actual contributions for the last five years, the unaudited figures for 2019-2020, and the budgeted figures for the 2019-2020 and 2020-2021 fiscal years are as follows:

<u>Fiscal Year</u>	<u>ERS</u>	<u>TRS</u>
2014-2015	\$ 2,673,095	\$ 10,350,003
2015-2016	2,304,588	8,114,286
2016-2017	2,530,141	7,573,009
2017-2018	2,287,392	6,282,494
2018-2019	2,229,939	7,015,118
2019-2020 (Budgeted)	2,800,000	6,763,703
2019-2020 (Unaudited)	2,263,525	5,907,301
2020-2021 (Budgeted)	2,825,000	7,278,992

Pursuant to various laws enacted between 1991 and 2002, the State legislature authorized local governments to make available certain early retirement incentive programs to its employees. The contracts for administrators and teachers both include retirement incentives. During the 2015-16 fiscal year, 25 employees elected to take a retirement incentive at cost to the District of \$25,844 per employee. The District offered a onetime incentive to all employees to retire by June 30, 2018 with qualifying number of years of experience and a tiered amount based on the years of experience with the District. During the 2017-2018 fiscal year, 19 employees elected to take the retirement incentive at a cost to the District of \$30,000 per employee and savings of approximately \$1 million. For 2018-19, 13 employees have qualified for the retirement incentives available for an average payout of \$24,754. The payroll savings for these employees will be realized during the 2020-21 budget process.

*Historical Trends and Contribution Rates.* Historically there has been a State mandate requiring full (100%) funding of the annual actuarially required local governmental contribution out of current budgetary appropriations. With the strong performance of the Retirement System in the 1990s, the locally required annual contribution declined to zero. However, with the subsequent decline in the equity markets, the pension system became underfunded. As a result, required contributions increased substantially to 15% to 20% of payroll for the employees' and the police and fire retirement systems, respectively. Wide swings in the contribution rate resulted in budgetary planning problems for many participating local governments.

A chart of average ERS and TRS rates as a percent of payroll (2017 to 2021) is shown below:

<u>Year</u>	<u>ERS</u>	<u>TRS</u>
2016-17	15.5%	11.72%
2017-18	15.3	9.80
2018-19	14.9	10.62
2019-20	14.6	8.86
2020-21	14.6	9.53

In 2003, Chapter 49 of the Laws of 2003 amended the Retirement and Social Security Law and the Local Finance Law. The amendments empowered the State Comptroller to implement a comprehensive structural reform program for ERS. The reform program established a minimum contribution for any local governmental employer equal to 4.5% of pensionable salaries for bills which were due December 15, 2003 and for all fiscal years thereafter, as a minimum annual contribution where the actual rate would otherwise be 4.5% or less due to the investment performance of the fund. In addition, the reform program instituted a billing system to match the budget cycle of municipalities and school districts that will advise such employers over one year in advance concerning actual pension contribution rates for the next annual billing cycle. Under the previous method, the requisite ERS contributions for a fiscal year could not be determined until after the local budget adoption process was complete. Under the new system, a contribution for a given fiscal year is based on the valuation of the pension fund on the prior April 1 of the calendar year preceding the contribution due date instead of the following April 1 in the year of contribution so that the exact amount may now be included in a budget.

Chapter 57 of the Laws of 2010 (Part TT) amended the Retirement and Social Security Law to authorize participating employers, if they so elect, to amortize an eligible portion of their annual required contributions to ERS when employer contribution rates rise above certain levels. The option to amortize the eligible portion began with the annual contribution due February 1, 2011. The amortizable portion of an annual required contribution is based on a "graded" rate by the State Comptroller in accordance with formulas provided in Chapter 57. Amortized contributions are to be paid in equal annual installments over a ten-year period, but may be prepaid at any time. Interest is to be charged on the unpaid amortized portion at a rate to be determined by State Comptroller, which approximates a market rate of return on taxable fixed rate securities of a comparable duration issued by comparable issuers. The interest rate is established annually for that year's amortized amount and then applies to the entire ten years of the amortization cycle of that amount. When in any fiscal year, the participating employer's graded payment eliminates all balances owed on prior amortized amounts, any remaining graded payments are to be paid into an employer contribution reserve fund established by the State Comptroller for the employer, to the extent that amortizing employer has no currently unpaid prior amortized amounts, for future such use.



The District is not amortizing any pension payments nor does it intend to do so in the foreseeable future.

**Stable Rate Pension Contribution Option:** The 2013-14 State Budget included a provision that provides local governments and school districts, including the District, with the option to “lock-in” long-term, stable rate pension contributions for a period of years determined by the State Comptroller and ERS and TRS. The stable rates would be 12% for ERS and 14% for TRS. The pension contribution rates under this program would reduce near-term payments for employers, but will require higher than normal contributions in later years.

The District did not participate in the Stable Rate Pension Contribution Option nor does it intend to do so in the foreseeable future.

The investment of monies, and assumptions underlying same, of the Retirement Systems covering the District’s employees is not subject to the direction of the District. Thus, it is not possible to predict, control or prepare for future unfunded accrued actuarial liabilities of the Retirement Systems (“UAALs”). The UAAL is the difference between total actuarially accrued liabilities and actuarially calculated assets available for the payment of such benefits. The UAAL is based on assumptions as to retirement age, mortality, projected salary increases attributed to inflation, across-the-board raises and merit raises, increases in retirement benefits, cost-of-living adjustments, valuation of current assets, investment return and other matters. Such UAALs could be substantial in the future, requiring significantly increased contributions from the District which could affect other budgetary matters. Concerned investors should contact the Retirement Systems administrative staff for further information on the latest actuarial valuations of the Retirement Systems.

The State’s 2019-2020 Enacted Budget, which was signed into law as Chapter 59 of the Laws of 2019, includes a provision that will allow school districts in the State to establish a reserve fund for the purpose of funding the cost of TRS contributions, as a sub-fund of retirement contribution reserve funds presently authorized for amounts payable to the ERS by a school district. School districts will be permitted to pay into such reserve fund during any particular fiscal year, an amount not to exceed two percent of the total compensation or salaries of all district-employed teachers who are members of the TRS paid during the immediately preceding fiscal year; provided that the balance of such fund may not exceed ten percent of the total compensation or salaries of all district-employed teachers who are members of the TRS paid during the immediately preceding fiscal year. The District has established a TRS reserve fund and is being funded with operating surplus.

## **Other Post Employee Benefits**

**Healthcare Benefits.** It should also be noted that the District provides employment healthcare benefits to various categories of former employees. These costs may be expected to rise substantially in the future. There is now an accounting rule that requires governmental entities, such as the District, to account for employment healthcare benefits as it accounts for vested pension benefits.

School districts and Boards of Cooperative Educational Services, unlike other municipal units of government in the State, have been prohibited from reducing health benefits received by or increasing health care contributions paid by retirees below the level of benefits or contributions afforded to or required from active employees since the implementation of Chapter 729 of the Laws of 1994. Legislative attempts to provide similar protection to retirees of other local units of government in the State have not succeeded as of this date. Nevertheless, many such retirees of all varieties of municipal units in the State do presently receive such benefits.

**OPEB.** OPEB refers to "other post-employment benefits," meaning other than pension benefits, disability benefits and OPEB consist primarily of health care benefits, and may include other benefits such as disability benefits and life insurance. Until now, these benefits have generally been administered on a pay-as-you-go basis and have not been reported as a liability on governmental financial statements.

**GASB 75.** In 2015, the Governmental Accounting Standards Board ("GASB") released new accounting standards for public Other Post-Employment Benefits (“OPEB”) plans and participating employers. These standards, GASB Statement No. 75, *Accounting and Financial Reporting for Postemployment Benefits Other Than Pensions* ("GASB 75"), have substantially revised the valuation and accounting requirements previously mandated under GASB Statements No. 43 and 45. For the fiscal year ended June 30, 2017, the District implemented GASB 75. The implementation of this statement requires District’s to report OPEB liabilities, OPEB expenses, deferred outflow of resources and deferred inflow of resources related to OPEB. GASB Statement No. 75 replaced GASB Statement 45, which also required the District to calculate and report a net OPEB obligation. However, under GASB 45 districts could amortize the OPEB liability over a period of years, whereas GASB 75 requires districts to report the entire OPEB liability on the statement of net position.

The District contracted with Burke Group, an actuarial firm, to calculate its actuarial valuation under GASB 75 for the fiscal years ending June 30, 2018 and 2019. The following outlines the changes to the Total OPEB Liability during the past two fiscal years, by source.

	Balance beginning at:	June 30, 2017	June 30, 2018
		<u>\$ 289,021,536</u>	<u>\$ 308,752,376</u>
<u>Changes for the year:</u>			
Service cost		8,058,335	8,199,089
Interest		11,020,063	11,170,886
Changes of benefit terms		-	9,628,820
Differences between expected and actual experience		53,615	(34,877,880)
Changes in assumptions or other inputs		7,677,031	(13,756,785)
Benefit payments		<u>(7,078,204)</u>	<u>(7,508,650)</u>
Net Changes		<u>\$ 19,730,840</u>	<u>\$ (27,144,520)</u>
	Balance ending at:	June 30, 2018	June 30, 2019
		<u><b>\$ 308,752,376</b></u>	<u><b>\$ 281,607,856</b></u>

Note: The above table is not audited. For additional information see “APPENDIX – D” attached hereto.

There is no authority in current State law to establish a trust account or reserve fund for this liability. The District has reserved \$0 towards its OPEB liability. The District funds this liability on a pay-as-you-go basis.

The District’s unfunded actuarial accrued OPEB liability could have a material adverse impact upon the District’s finances and could force the District to reduce services, raise taxes or both.

Actuarial valuation will be required every 2 years for OPEB plans with more than 200 members, every 3 years if there are fewer than 200 members.

In April 2015, the State Comptroller announced legislation to create an optional investment pool to help the State and local governments fund retiree health insurance and other post-employment benefits. The proposed legislation would allow the following:

- Authorize the creation of irrevocable OPEB trusts, not part of the New York State Common Retirement Fund, so that New York state and its local governments can, at their option, help fund their OPEB liabilities;
- Establish an OPEB investment fund in the sole custody of the State Comptroller for the investment of OPEB assets of the state and participating eligible local governments;
- Designate the president of the Civil Service Commission as the trustee of the state’s OPEB trust and the governing boards as trustee for local governments; and
- Allow school districts to transfer certain excess reserve balances to an OPEB trust once it is established.

Under the State Comptroller’s proposal, there are no restrictions on the amount a government can deposit into the trust. The proposed legislation was not enacted into law in recent legislative sessions. It is not possible to predict whether the Comptroller’s proposed legislation will be reintroduced or enacted if introduced.

## Other Information

The statutory authority for the power to spend money for the object or purpose, or to accomplish the object or purpose, for which the Bonds are to be issued is the Education Law and the Local Finance Law.

The District is in compliance with the procedure for the publication of the estoppel notice with respect to the Bonds as provided in Title 6 of Article 2 of the Local Finance Law.

No principal or interest upon any obligation of the District is past due.

The fiscal year of the District is July 1 to June 30.

Except for as shown under “STATUS OF INDEBTEDNESS – Estimated Overlapping Indebtedness”, this Official Statement does not include the financial data of any political subdivision having power to levy taxes within the District.

## Financial Statements

The District retains independent Certified Public Accountants. The last audit report covers the period ending June 30, 2019 and is attached hereto as "APPENDIX – D". The audit report covering the period ending June 30, 2020 is unavailable as of the date of this Official Statement. Certain financial information of the District can be found attached as Appendices to the Official Statement.

The District complies with the Uniform System of Accounts as prescribed for school districts in New York State by the State. This system differs from generally accepted accounting principles as prescribed by the American Institute of Certified Public Accountants' Industry Audit Guide, "Audits of State and Local Governmental Units", and codified in Government Accounting, Auditing and Financial Reporting (GAAFR), published by the Governmental Accounting Standards Board (GASB).

Beginning with the fiscal year ending June 30, 2003, the District issues its financial statements in accordance with GASB Statement No. 34. This statement includes reporting of all assets including infrastructure and depreciation in the Government Wide Statement of Activities, as well as the Management's Discussion and Analysis.

### *Unaudited Results for Fiscal Year Ending June 30, 2020*

Summary unaudited projected information for the General Fund for the period ending June 30, 2020 is as follows:

Projected Revenues:	\$ 179,881,005
Projected Expenditures:	\$ 169,501,419
Projected Excess (Deficit) Revenues Over Expenditures:	\$ 10,379,586
Total General Fund Balance at June 30, 2019:	\$ 31,107,511
Total Projected General Fund Balance at June 30, 2020:	\$ 33,000,000

Note: These projections are based upon certain current assumptions and estimates and the audited results may vary therefrom.

Source: District officials.

## New York State Comptroller Report of Examination

The State Comptroller's office, i.e., the Department of Audit and Control, periodically performs a compliance review to ascertain whether the District has complied with the requirements of various State and Federal statutes. These audits can be found on the Office of the State Comptroller website.

The State Comptroller's office released an audit report of the District on September 14, 2018. The purpose of the audit was to determine whether the Board effectively managed the District's finances by adopting realistic budgets and ensuring unrestricted fund balance remained within statutory limits.

### Key Findings:

- District officials appropriated nearly \$28 million of fund balance (approximately \$5.5 million each year) in the 2013-14 through 2017-18 budgets as a financing source. However, \$22 million (80 percent) was not used to fund operations.
- Recalculated unrestricted fund balance exceeded the 4 percent statutory limit for 2012-13 and 2014-15 through 2016-17 ranging from 7.3 and 7.7 percent.

### Key Recommendations:

- Ensure that the District's fund balance is in compliance with statutory limits and use surplus funds as a financing source to fund one-time expenditures and needed reserves or reduce real property taxes.
- Develop and adopt budgets based on historical trends or other known factors.
- Discontinue the practice of appropriating fund balance that is not needed or used to fund operations.

The District provided a complete response to the State Comptroller's office on July 31, 2018. A copy of the complete report and response can be obtained from the Office of the State Comptroller website.

There are no other State Comptrollers audits of the District that are currently in progress or pending release.

Note: Reference to website implies no warranty of accuracy of information therein.

## The State Comptroller's Fiscal Stress Monitoring System

The New York State Comptroller has reported that New York State's school districts and municipalities are facing significant fiscal challenges. As a result, the Office of the State Comptroller has developed a Fiscal Stress Monitoring System ("FSMS") to provide independent, objectively measured and quantifiable information to school district and municipal officials, taxpayers and policy makers regarding the various levels of fiscal stress under which the State's school districts and municipalities are operating.

The fiscal stress scores are based on financial information submitted as part of each school district's ST-3 report filed with the State Education Department annually, and each municipality's annual report filed with the State Comptroller. Using financial indicators that include year-end fund balance, cash position and patterns of operating deficits, the system creates an overall fiscal stress score which classifies whether a school district or municipality is in "Significant Fiscal Stress", in "Moderate Fiscal Stress," as "Susceptible Fiscal Stress" or "No Designation". Entities that do not accumulate the number of points that would place them in a stress category will receive a financial score but will be classified in a category of "No Designation." This classification should not be interpreted to imply that the entity is completely free of fiscal stress conditions. Rather, the entity's financial information, when objectively scored according to the FSMS criteria, did not generate sufficient points to place them in one of the three established stress categories.

The reports of the State Comptroller for the past three fiscal years of the District are as follows:

<u>Fiscal Year Ending In</u>	<u>Stress Designation</u>	<u>Fiscal Score</u>
2019	No Designation	0.0%
2018	No Designation	10.0%
2017	No Designation	6.7%

Source: Website of the Office of the New York State Comptroller.

Note: Reference to website implies no warranty of accuracy of information therein.

## TAX INFORMATION

### Taxable Assessed Valuations

<u>Fiscal Year Ending June 30:</u>	<u>2017</u>	<u>2018</u>	<u>2019</u>	<u>2020</u>	<u>2021</u>
Towns of:					
Webster	\$ 2,945,480,844	\$ 2,977,061,788	\$ 3,007,051,153	\$3,043,166,148	\$3,083,654,676
Penfield	1,247,740,818	1,279,342,784	1,305,176,629	1,326,140,616	1,336,881,708
Walworth	16,121,975	16,319,052	16,756,156	17,052,734	17,085,996
Ontario	1,804,933	1,814,964	1,840,233	1,831,537	2,060,838
Total Assessed Value	<u>\$ 4,211,148,570</u>	<u>\$ 4,274,538,588</u>	<u>\$ 4,330,824,171</u>	<u>\$ 4,388,191,035</u>	<u>\$ 4,439,683,218</u>
State Equalization Rates					
Towns of:					
Webster	88.00%	86.50%	81.50%	77.00%	74.00%
Penfield	100.00%	100.00%	95.00%	90.00%	87.00%
Walworth	100.00%	100.00%	98.00%	92.00%	86.00%
Ontario	100.00%	100.00%	100.00%	94.00%	91.00%
Total Taxable Full Valuation	<u>\$ 4,612,805,049</u>	<u>\$ 4,739,166,728</u>	<u>\$ 5,082,441,804</u>	<u>\$ 5,446,137,426</u>	<u>\$ 5,725,878,649</u>

### Tax Rate Per \$1,000 (Assessed)

<u>Fiscal Year Ending June 30:</u>	<u>2017</u>	<u>2018</u>	<u>2019</u>	<u>2020</u>	<u>2021</u>
Towns of:					
Webster	\$ 25.28	\$ 24.58	\$ 25.06	\$25.54	\$26.20
Penfield	16.40	21.26	21.49	21.85	22.28
Walworth	20.11	21.56	21.09	21.64	22.84
Ontario	21.74	21.56	20.67	21.18	21.59

## Tax Collection Procedure

There are two plans for payment of taxes in the District, which are as follows:

**Option A – Full Payment** – Taxes are due September 1 and may be paid through September 30 with no penalty. For payments made between October 1 and November 1, an interest penalty of 2% is added.

Unpaid taxes are turned over to the Counties on November 1 each year. Payments under Option A made from November 1 to November 15 include an interest penalty of 5%. No payments are accepted after November 15.

**Option B- Installment Payments** – Taxes under Option B are due in three equal payments to be made on September 15, October 15 and November 15. The taxpayer who chooses Option B automatically incurs a service charge of 1.5%. If an installment is not paid on or before the 15<sup>th</sup> of the month due, an interest charge of 1% for each month or fraction thereof is added to the total amount due.

As in Option A, unpaid taxes are turned over to the Counties on November 1, payable to the Counties through November 15 with an interest penalty dependent upon the date paid and amount due.

Under both options above, taxes which remain unpaid after November 15, plus accrued interest and penalties, are re-levied on Town and County tax bills.

The District is reimbursed by the Counties for all unpaid taxes each year and is therefore assured of 100% collection of its annual tax levy.

## Tax Levy and Tax Collection Record

<u>Fiscal Year Ending June 30:</u>	<u>2017</u>	<u>2018</u>	<u>2019</u>	<u>2020</u>	<u>2021</u>
Total Tax Levy	\$ 98,804,306	\$ 100,775,024	\$ 103,787,698	\$ 107,168,590	\$ 111,092,837
Amount Uncollected <sup>(1)</sup>	2,493,253	2,258,755	3,540,117	2,207,673	N/A
% Uncollected	2.52%	2.24%	3.41%	2.06%	N/A

<sup>(1)</sup> At end of local collection period. The District receives its levy in full from the Counties prior to the end of the District fiscal year. See “Tax Collection Procedure” herein.

## Real Property Tax Revenues

The following table illustrates the percentage of total revenues of the District for each of the five completed fiscal years as well as the current fiscal years budgeted figures comprised of Real Property Taxes.

<u>Fiscal Year</u>	<u>Total Revenues <sup>(1)</sup></u>	<u>Total Real Property Taxes</u>	<u>Percentage of Total Revenues Consisting of Real Property Taxes</u>
2014-2015	\$ 144,944,201	\$ 81,044,583	55.91%
2015-2016	153,735,801	83,906,343	54.58
2016-2017	161,008,356	85,845,135	53.32
2017-2018	164,002,099	88,289,923	53.83
2018-2019	170,689,251	91,639,564	53.68
2019-2020 (Budgeted)	170,011,773	107,168,590 <sup>(2)</sup>	63.04
2019-2020 (Unaudited)	179,881,005	107,168,590 <sup>(2)</sup>	59.58
2020-2021 (Budgeted)	175,923,909	111,092,837 <sup>(2)</sup>	63.15

<sup>(1)</sup> General fund only, does not include inter-fund transfers or reserve funds.

<sup>(2)</sup> Includes anticipated STAR exemption the fiscal year. See “STAR – School Tax Exemption” herein.

Source: Audited financial statements for the 2014-2015 fiscal year through and including the 2018-2019 fiscal year, and the budgets of the District for the 2019-2020 and 2020-2021 fiscal years. The 2019-2020 unaudited figures are estimated and may vary therefrom. This table is not audited.

## Larger Taxpayers 2020 Assessment for 2020-2021 Tax Roll

<u>Name</u>	<u>Type</u>	<u>Estimated Full Valuation</u>
Xerox Corporation	Office Machines	\$ 82,755,100
Rochester Gas & Electric Corporation	Utility	39,020,851
COR Holt Rd.Co LLC	Plaza	38,003,135
Wegmans Food Markets	Food Retail	16,203,300
Oakmonte Apartment Homes	Apartments	10,266,100
Chaney Properties Webster LLC	Commercial	10,162,800
Target Corporation	Retail	10,139,000
Morgan Upstate Realty II LLC	Real Estate	10,000,000
Country Manor Apts 1 LLC	Apartments	9,526,500
Widewaters Webster Square Co	Commercial	8,806,000

The ten larger taxpayers listed above have a total full valuation of \$234,882,786 which represents 4.10% of the tax base of the District.

The District currently has a number of tax certiorari proceedings pending. The proceedings are believed not to have a material impact upon the District's financial condition.

Source: District Tax Rolls.

### STAR – School Tax Exemption

The STAR (School Tax Relief) program provides State-funded exemptions from school property taxes to homeowners for their primary residences. School districts are reimbursed by the State for real property taxes exempted pursuant to the STAR Program.

Homeowners over 65 years of age with household adjusted gross incomes, less the taxable amount of total distributions from individual retirement accounts and undisclosed retirement annuities ("STAR Adjusted Gross Income") of \$88,050 or less, increased annually according to a Cost-of-Living adjustment, are eligible for an "enhanced" exemption. Other homeowners with household STAR Adjusted Gross Income not in excess of \$500,000 are eligible for a "basic" exemption on their primary residence.

The 2019-20 Enacted State Budget makes several changes to the STAR program, which went into effect immediately. The changes are intended to encourage homeowners to switch from the STAR exemption to the STAR credit. The income limit for the exemption has been lowered to \$250,000, compared with a \$500,000 limit for the credit. The amount received for the STAR exemption will remain the same each year, while the amount of the STAR credit can increase up to two percent annually. Homeowners with STAR Adjusted Gross Income of \$250,000 or less have the option to select the credit or the exemption.

The below table lists the basic and enhanced exemption amounts for the municipalities applicable to the District:

<u>Towns of:</u>	<u>Enhanced Exemption</u>	<u>Basic Exemption</u>	<u>Date Certified</u>
Webster	\$ 53,750	\$ 23,100	4/10/2020
Penfield	62,820	27,000	4/10/2020
Walworth	64,220	27,600	4/10/2020
Ontario	65,610	28,200	4/10/2020

\$11,191,086 of the District's \$107,168,590 school tax levy for the 2019-20 fiscal year was exempt by the STAR Program. The District received full reimbursement of such exempt taxes from the State by January 2020.

Approximately \$10,491,582 of the District's \$111,018,220 school tax levy for 2020-2021 is expected to be exempt by the STAR Program. The District expects to receive full reimbursement of such exempt taxes from the State by January, 2021.

## **Additional Tax Information**

Real property located in the School District is assessed by the towns.

Senior Citizens' exemptions are offered to those who qualify.

The total valuation of the School District is estimated to be categorized as follows: Residential-70%, and Commercial-30%.

The estimated total annual property tax bill of a \$100,000 market value residential property located in the School District is approximately \$3,400 including County, Town, School District and Fire District taxes.

## **TAX LEVY LIMITATION LAW**

On June 24, 2011, Chapter 97 of the Laws of 2011 was signed into law by the Governor ("Chapter 97" or the "Tax Levy Limitation Law"). The Tax Levy Limitation Law applies to all local governments, including school districts (with the exception of New York City, and the counties comprising New York City and school districts in New York City, Buffalo, Rochester, Syracuse, and Yonkers.)

Prior to the enactment of the Tax Levy Limitation Law, there was no statutory limitation on the amount of real property taxes that a school district could levy as part of its budget if its budget had been approved by a simple majority of its voters. In the event the budget had been defeated by the voters, the school district was required to adopt a contingency budget. Under a contingency budget, school budget increases were limited to the lesser of four percent (4%) of the prior year's budget or one hundred twenty percent (120%) of the consumer price index ("CPI").

Chapter 97 requires that a school district submit its proposed tax levy to the voters each year beginning with the 2012-2013 fiscal year.

Chapter 97 restricts, among other things, the amount of real property taxes that may be levied by or on behalf of a school district in a particular year. It was set to expire on June 15, 2020; recent legislation has made it permanent. Pursuant to the Tax Levy Limitation Law, the tax levy of a school district cannot increase by more than the lesser of (i) two percent (2%) or (ii) the annual increase in the CPI, over the amount of the prior year's tax levy. Certain adjustments are permitted for taxable real property full valuation increases or changes in physical or quantity growth in the real property base as defined in Section 1220 of the Real Property Tax Law. A school district can exceed the tax levy limitation for the coming fiscal year only if the voters of such school district first approve a tax levy by at least 60% affirmative vote of those voting to override such limitation for such coming fiscal year only. Tax levies that do not exceed the limitation will only require approval by at least 50% of those voting. In the event that the voters reject a tax levy and the district does not go out for a second vote, or if a second vote is likewise defeated, Chapter 97 provides that the tax levy for the new fiscal year may not exceed the tax levy for the prior fiscal year.

A school district's calculation of each fiscal year's tax levy limit is subject to review by the Commissioner of Education and the Commissioner of Taxation and Finance prior to adoption of each fiscal year budget.

There are exceptions for school districts to the tax levy limitation provided in Chapter 97, including expenditures made on account of certain tort settlements and certain increases in the average actuarial contribution rates of the New York State and Local Employees' Retirement System, and the Teachers' Retirement System. School districts are also permitted to carry forward a certain portion of their unused levy limitation from a prior year.

There is also an exception for school districts for "Capital Local Expenditures" subject to voter approval where required by law. This term is defined in a manner that does not include certain items for which a school district may issue debt, including the payment of judgments or settled claims, including tax certiorari payments, and cashflow borrowings, including tax anticipation notes, revenue anticipation notes, budget notes and deficiency notes. "Capital Local Expenditures", are defined as "the taxes associated with budgeted expenditures resulting from the financing, refinancing, acquisition, design, construction, reconstruction, rehabilitation, improvement, furnishing and equipping of or otherwise providing for school district capital facilities or school district capital equipment, including debt service and lease expenditures, and transportation capital debt service, subject to the approval of the qualified voters where required by law". The portion of the tax levy necessary to support "Capital Local Expenditures" is defined as the "Capital Tax Levy", and is an exclusion from the tax levy limitation.

On February 20, 2013, the New York State United Teachers ("NYSUT") and several individuals filed a lawsuit in State Supreme Court in Albany County seeking a declaratory judgment and a preliminary injunction that the Tax Levy Limitation Law is unconstitutional as it applies to public school districts. On September 23, 2014, a justice of the New York State Supreme Court dismissed each of NYSUT's causes of action but granted NYSUT's motion to amend the complaint. NYSUT subsequently served a second amended complaint seeking a preliminary injunction and challenging the Tax Levy Limitation Law as violative of the Education Article of the New York State Constitution, the Equal Protection and Due Process clauses and the

First Amendment. On March 16, 2015 a New York State Supreme Court Justice denied NYSUT's motion for a preliminary injunction and dismissed all causes of action contained in NYSUT's second amended complaint. NYSUT appealed the decision to continue its challenge to the constitutionality of the Tax Levy Limitation Law. On May 5, 2016 the Appellate Division upheld the lower court dismissal, noting that while the State is required to provide the opportunity of a sound basic education, the Constitution "does not require that equal educational offerings be provided to every student", and further noted "the legitimate government interest of restraining crippling property tax increases". An appeal by NYSUT was dismissed on October 20, 2016 by the Court of Appeals, New York's highest court, on the ground that no substantial constitutional question was directly involved and thereafter leave to appeal was denied on January 14, 2017 by the Court of Appeals.

Certain additional restrictions on the amount of the personal income tax credit are set forth in Chapter 59 in order for the tax cap to qualify as one which will provide the tax credit benefit to such real property taxpayers. The refundable personal income tax credit amount was increased in the second year if compliance occurs in both taxable years.

For the second taxable year of the program, the refundable personal income tax credit for real property taxpayers was additionally contingent upon adoption by the school district or municipal unit of a state approved "government efficiency plan" which demonstrated "three year savings and efficiencies of at least one per cent per year from shared services, cooperation agreements and/or mergers or efficiencies".

Municipalities, school districts and independent special districts must have provided certification of compliance with the requirements of the new provisions to certain state officials in order to render their real property taxpayers eligible for the personal income tax credit.

While the provisions of Chapter 59 did not directly further restrict the taxing power of the affected municipalities, school districts and special districts, they did provide an incentive for such tax levies to remain within the tax cap limits established by the Tax Levy Limitation Law. The implications of this for future tax levies and for operations and services of the District are uncertain at this time.

An additional real property tax rebate program applicable solely to school districts was enacted by Chapter 20 of the Laws of 2015, and was signed into law by the Governor on June 26, 2015. The program began in 2016, and was fully phased in 2019.

See "THE SCHOOL DISTRICT – Budgetary Procedures" herein for additional information regarding the District's Tax Levy.

## **STATUS OF INDEBTEDNESS**

### **Constitutional Requirements**

The New York State Constitution limits the power of the District (and other municipalities and certain school districts of the State) to issue obligations and to contract indebtedness. Such constitutional limitations in summary form and as generally applicable to the District include the following:

Purpose and Pledge. The District shall not give or loan any money or property to or in aid of any individual or private undertaking or give or loan its credit to or in aid of any of the foregoing or any public corporation.

The District may contract indebtedness only for a District purpose and shall pledge its faith and credit for the payment of principal of and interest thereon.

Payment and Maturity. Except for certain short-term indebtedness contracted in anticipation of taxes or to be paid within three fiscal year periods, indebtedness shall be paid in annual installments commencing no later than two years after the date such indebtedness shall have been contracted and ending no later than the expiration of the period of probable usefulness of the object or purpose as determined by statute; unless substantially level or declining annual debt service is authorized and utilized, no installment may be more than fifty percent in excess of the smallest prior installment. The District is required to provide an annual appropriation for the payment of interest due during the year on its indebtedness and for the amounts required in such year for amortization and redemption of its serial bonds and such required annual installments on its notes.

### **Statutory Procedure**

In general, the State Legislature has, by the enactment of the Local Finance Law, authorized the powers and procedure for the District to borrow and incur indebtedness subject, of course, to the constitutional provisions set forth above. The power to spend money, however, generally derives from other law, including the Education Law.



The District has the power to contract indebtedness for any District purpose provided that the aggregate principal amount thereof shall not exceed ten per centum of the full valuation of the taxable real estate of the District as required by the Local Finance Law and subject to certain enumerated deductions such as State aid for building purposes. The statutory method for determining full valuation is by dividing the assessed valuation of taxable real estate for the last completed assessment rolls by the equalization rates established by the State Office of Real Property Services in accordance with applicable State law.

The District is generally required by such laws to submit propositions for the expenditure of money for capital purposes to the qualified electors of the District. Upon approval thereby, the Board of Education may adopt a bond resolution authorizing the issuance of bonds, and notes in anticipation of the bonds. No down payment is required in connection with the issuance of District obligations.

Each bond resolution usually authorizes the construction, acquisition or installation of the object or purpose to be financed, sets forth the plan of financing and specifies the maximum maturity of the bonds subject to the legal (Constitution, Local Finance Law and case law) restrictions relating to the period of probable usefulness with respect thereto.

The Local Finance Law also provides that where a bond resolution is published with a statutory form of notice, the validity of the bonds authorized thereby, including bond anticipation notes issued in anticipation of the sale thereof, may be contested only if:

- (1) Such obligations are authorized for a purpose for which the District is not authorized to expend money, or
- (2) There has not been substantial compliance with the provisions of law which should have been complied within the authorization of such obligations and an action contesting such validity, is commenced within twenty days after the date of such publication or,
- (3) Such obligations are authorized in violation of the provisions of the Constitution.

The District published an estoppel notice relating to the Bond Resolution that authorized the issuance of the Bonds on July 15, 2020 that met the requirements of the estoppel procedure described above. However, as a result of the COVID – 19 health crisis, Governor Cuomo has issued Executive Orders that have the effect of tolling legal time limitations relating to such procedure. As of the date hereof, there is no way to determine whether such Executive Orders will be extended. Such estoppel period will not have expired as of the proposed date of issuance of the Bonds. Compliance with the estoppel procedure is generally recommended by bond counsel but is not legally required. The District's administration is not aware of any opposition to the issuance of the Bonds and the District's bond counsel will deliver its unqualified opinion with respect to the Bonds. The information contained under this paragraph does not constitute operating data and annual financial information for purposes of the District's Undertaking.

The Board of Education, as the finance board of the District, has the power to enact bond resolutions. In addition, such finance board has the power to authorize the sale and issuance of obligations. However, such finance board may delegate the power to sell the obligations to the President of the Board of Education, the chief fiscal officer of the District, pursuant to the Local Finance Law.

The District is further subject to constitutional limitation by the general constitutionally imposed duty on the State Legislature to restrict the power of taxation and contracting indebtedness; however, the State Legislature is prohibited by a specific constitutional provision from restricting the power of the District to levy taxes on real estate for the payment of interest on or principal of indebtedness theretofore contracted.

#### **Debt Outstanding End of Fiscal Year**

<u>Fiscal Years Ending June 30<sup>th</sup>:</u>	<u>2016</u>	<u>2017</u>	<u>2018</u>	<u>2019</u>	<u>2020</u>
Bonds <sup>(1)</sup>	\$ 70,715,000	\$ 72,570,000	\$ 47,421,000	\$ 40,445,000	\$ 49,707,000
Bond Anticipation Notes	<u>9,715,105</u>	<u>0</u>	<u>0</u>	<u>20,000,000</u>	<u>23,539,223</u>
Total Debt Outstanding	<u>\$ 80,430,105</u>	<u>\$ 72,570,000</u>	<u>\$ 47,421,000</u>	<u>\$ 60,445,000</u>	<u>\$ 73,246,223</u>

<sup>(1)</sup> The bonds listed above include both refunded and refunding serial bonds for years 2016 and 2017. On February 15, 2015 and June 15, 2016, the District issued \$6,775,000 and \$11,480,000 refunding serial bonds, respectively, to achieve budgetary and present value savings. The bonds refunded have been redeemed on their call dates, October 1, 2017 and October 1, 2018.

## Details of Outstanding Indebtedness

The following table sets forth the indebtedness of the District evidenced by bonds and notes as of September 18, 2020.

<u>Type of Indebtedness</u>	<u>Maturity</u>	<u>Amount</u>
<u>Bonds</u>	2021-2035	\$ 49,707,000
<u>Bond Anticipation Notes</u>		
Capital project	June 30, 2021	<u>23,539,223</u>
	Total Indebtedness	<u>\$ 73,246,223</u>

## Debt Statement Summary

Summary of Indebtedness, Debt Limit and Net Debt-Contracting Margin as shown on a Debt Statement prepared as of September 18, 2020:

Full Valuation of Taxable Real Property.....	\$ 5,725,878,649
Debt Limit 10% thereof.....	572,587,865

### Inclusions:

Bonds .....	\$ 49,707,000
Bond Anticipation Notes.....	23,539,223
Principal of this Issue .....	<u>1,663,000</u>
Total Inclusions.....	<u>\$ 74,909,223</u>

### Exclusions:

Building Aid <sup>(1)</sup> .....	\$ <u>0</u>
Total Exclusions .....	<u>0</u>

Total Net Indebtedness .....	<u>\$ 74,909,223</u>
Net Debt-Contracting Margin.....	<u>\$ 497,678,642</u>
The percent of debt contracting power exhausted is.....	13.08%

- <sup>(1)</sup> Based on preliminary 2020-2021 building aid estimates, the District anticipates State Building aid of 77.1% for debt service on State Education Department approved expenditures from July 1, 2004 to the present. The District has no reason to believe that it will not ultimately receive all of the building aid it anticipates, however, no assurance can be given as to when and how much building aid the District will receive in relation to the outstanding bonds.

Note: The State Constitution does not provide for the inclusion of tax anticipation or revenue anticipation notes in the computation of the net indebtedness of the District.

## Bonded Debt Service

A schedule of bonded debt service, including the principal of the Bonds, may be found in “APPENDIX – B” to this Official Statement.

## Capital Project Plans

The District regularly evaluates the condition of its facilities to properly plan and prioritize capital improvements in an effort to maintain safe and functional facilities for its students and employees. On December 13, 2016, District voters approved a \$43,539,223 capital project. The District issued \$20,000,000 bond anticipation notes on June 27, 2019 as the first borrowing pursuant to said authorization. The District issued serial bonds through DASNY to permanently finance the bond anticipation notes maturing June 26, 2020 along with \$550,000 available funds of the District. The District issued \$23,539,223 bond anticipation notes on June 30, 2020 as the second borrowing pursuant to said authorization. The entire authorization has been borrowed.

On December 11, 2018, the qualified voters of the District approved a \$69,500,000 proposition for the renovations, additions, alterations and improvements to School District facilities as well as the acquisition of a 9.4 acre multi use facility. The District anticipates borrowings for the project will occur in phases upon approval from the State Education Department and as the project’s cash flow needs warrant. The first borrowing for this project is expected to occur in summer 2021.

On June 16, 2020, the qualified voters of the District approved \$1,663,000 for the purchase of school buses. The Bonds are being issued to permanently finance the purchase of the school buses.

Other than as stated above, the District has no other authorized or unissued indebtedness for capital or other purposes, nor are any contemplated at this time.

### Other Obligations

On March 15, 2018, the Board of Education approved a resolution to enter into an equipment installment purchase agreement with Monroe #1 BOCES. Under the terms of the agreement the BOCES will purchase the equipment, the District will be entitled to use the equipment, and the District will be obligated to pay Monroe #1 BOCES for the use of the equipment. The District made annual payments of approximately \$648,772 through June 1, 2020.

### Cash Flow Borrowings

Although the degree of the impact of COVID-19 on the operations and finances of the District is extremely difficult to predict due to the dynamic nature of the COVID-19 outbreak, the District may consider the issuance of additional obligations in the coming fiscal year to address cash flow needs.

### Estimated Overlapping Indebtedness

In addition to the District, the following political subdivisions have the power to issue obligations and to levy taxes or cause taxes to be levied on taxable real property in the District. Estimated bonds and bond anticipation notes are listed as of the close of the respective fiscal year of the municipalities.

<u>Municipality</u>	<u>Status of Debt as of</u>	<u>Gross Indebtedness</u> <sup>(1)</sup>	<u>Exclusions</u> <sup>(2)</sup>	<u>Net Indebtedness</u>	<u>District Share</u>	<u>Applicable Indebtedness</u>
County of:						
Monroe	12/31/2018	\$ 825,499,223	\$ 72,868,195	\$ 752,631,028	10.98%	\$ 82,638,887
Wayne	12/31/2018	23,909,000	-	23,909,000	0.37%	88,463
Town of:						
Ontario	12/31/2018	1,616,000	320,000	1,296,000	0.25%	3,240
Penfield	12/31/2018	13,380,000	10,875,000	2,505,000	39.82%	997,491
Walworth	12/31/2018	746,305	746,305	-	2.95%	-
Webster	12/31/2018	13,817,916	2,200,822	11,617,094	99.86%	11,600,830
Village of:						
Webster	5/31/2019	1,310,000	1,000,000	310,000	100.00%	310,000
					Total:	<u>\$ 95,638,911</u>

<sup>(1)</sup> Bonds and bond anticipation notes not adjusted to include subsequent bond sales, if any.

<sup>(2)</sup> Water and sewer debt and appropriations. Pursuant to the Local Finance Law, this indebtedness is excluded from the constitutional debt limit.

Source: State Comptroller's reports for fiscal year ending 2018 for the counties and towns and fiscal year ending 2019 for the village.

**THE REMAINDER OF THIS PAGE IS LEFT INTENTIONALLY BLANK**

## Debt Ratios

The following table sets forth certain ratios relating to the District's indebtedness as of September 18, 2020:

	<u>Amount</u>	<u>Per Capita</u> <sup>(a)</sup>	<u>Percentage of Full Value</u> <sup>(b)</sup>
Net Indebtedness <sup>(c)</sup> .....	\$ 74,909,223	\$ 1,294.82	1.31%
Net Indebtedness Plus Net Overlapping Indebtedness <sup>(d)</sup> .....	170,548,134	2,961.78	2.98

(a) The current estimated population of the District is 57,853. (See "THE SCHOOL DISTRICT – Population" herein.)

(b) The District's full value of taxable real estate for the 2020-2021 fiscal year is \$5,725,878,649. (See "TAX INFORMATION – Taxable Assessed Valuations" herein.)

(c) See "Debt Statement Summary" for the calculation of Net Direct Indebtedness, herein.

(d) Estimated net overlapping indebtedness is \$95,638,911. (See "Estimated Overlapping Indebtedness" herein.)

Note: The above ratios do not take into account State building aid the District will receive for past and current construction building projects.

## SPECIAL PROVISIONS AFFECTING REMEDIES UPON DEFAULT

In the event of a default in the payment of the principal of and/or interest on the Bonds, the State Comptroller is required to withhold, under certain conditions prescribed by Section 99-b of the State Finance Law, state aid and assistance to the District and to apply the amount thereof so withheld to the payment of such defaulted principal and/or interest, which requirement constitutes a covenant by the State with the holders from time to time of the Bonds.

Section 3-a of the General Municipal Law provides, subject to exceptions not pertinent, that the rate of interest to be paid by the District upon any judgment or accrued claim against it shall not exceed nine per centum per annum. This provision might be construed to have application to the holders of the Bonds in the event of a default in the payment of the principal of or interest on the Bonds.

In accordance with the general rule with respect to municipalities, judgments against the District may not be enforced by levy and execution against property owned by the District.

The Federal Bankruptcy Code allows public bodies such as the District recourse to the protection of a Federal Court for the purpose of adjusting outstanding indebtedness. Section 85.80 of the Local Finance Law contains specific authorization for any municipality in the State to file a petition under any provision of Federal bankruptcy law for the composition or adjustment of municipal indebtedness. While the provisions of the Local Finance Law do not apply to school districts, there can be no assurance that they will not be made so applicable in the future.

There are separate State law provisions regarding debt service moratoriums enacted into law in 1975.

At the Extraordinary Session of the State Legislature held in November 1975, legislation was enacted which purported to suspend the right to commence or continue an action in any court to collect or enforce certain short-term obligations of The City of New York. The effect of such act was to create a three-year moratorium on actions to enforce the payment of such obligations. On November 19, 1976, the Court of Appeals, the State's highest court, declared such act to be invalid on the ground that it violates the provisions of the State Constitution requiring a pledge by such City of its faith and credit for the payment of such obligations.

As a result of the Court of Appeals decision, the constitutionality of that portion of Title 6-A of Article 2 of the Local Finance Law enacted at the 1975 Extraordinary Session of the State legislature authorizing any county, city, town or village with respect to which the State has declared a financial emergency to petition the State Supreme Court to stay the enforcement against such municipality of any claim for payment relating to any contract, debt or obligation of the municipality during the emergency period, is subject to doubt. In any event, no such emergency has been declared with respect to the District.

There is in the Constitution of the State, Article VIII, Section 2, the following provision relating to the annual appropriation of monies for the payment of due principal of and interest on indebtedness of every county, city, town, village and school district in the State: "If at any time the respective appropriating authorities shall fail to make such appropriations, a sufficient sum shall be set apart from the first revenues thereafter received and shall be applied to such purposes. The fiscal officer of any county, city, town, village or school district may be required to set aside and apply such revenues as aforesaid at the suit of any holder of obligations issued for any such indebtedness."

The Constitutional provision providing for first revenue set asides does not apply to tax anticipation notes, revenue anticipation notes or bond anticipation notes.

No principal or interest on District indebtedness is past due. The District has never defaulted in the payment of principal or interest on any indebtedness.

There are various forms of risk associated with investing in the Bonds. The following is a discussion of certain events that could affect the risk of investing in the Bonds. In addition to the events cited herein, there are other potential risk factors that an investor must consider. In order to make an informed investment decision, an investor should be thoroughly familiar with the entire Official Statement, including its appendices, as well as all areas of potential risk.

## **MARKET AND RISK FACTORS**

The financial condition of the District as well as the market for the Bonds could be affected by a variety of factors, some of which are beyond the District's control. There can be no assurance that adverse events in the State or in other jurisdictions in the country, including, for example, the seeking by a municipality or large taxable property owner of remedies pursuant to the Federal Bankruptcy Code or otherwise, will not occur which might affect the market price of and the market for the Bonds. If a significant default or other financial crisis should occur in the affairs of the State or any of its agencies or political subdivisions thereby further impairing the acceptability of obligations issued by borrowers within the State, both the ability of the District to arrange for additional borrowings, and the market for and market value of outstanding debt obligations, including the Bonds, could be adversely affected.

The District is dependent in part on financial assistance from the State. However, if the State should experience difficulty in borrowing funds in anticipation of the receipt of State taxes in order to pay State aid to municipalities and school districts in the State, including the District, in any year, the District may be affected by a delay, until sufficient taxes have been received by the State to make State aid payments to the District. In several recent years, the District has received delayed payments of State aid which resulted from the State's delay in adopting its budget and appropriating State aid to municipalities and school districts, and consequent delay in State borrowing to finance such appropriations. (See also "THE SCHOOL DISTRICT – State Aid").

The enactment of the Tax Levy Limitation Law, which imposes a tax levy limitation upon municipalities, school districts and fire districts in the State, including the District could have an impact upon the market price of the Bonds. See "TAX LEVY LIMITATION LAW" herein.

Future legislative proposals, if enacted into law, or clarification of the Code or court decisions may cause interest on the Bonds to be subject, directly or indirectly, to federal income taxation or to be subject to or exempted from state income taxation, or otherwise prevent the beneficial owners of the Bonds from realizing the full current benefit of the tax status of such interest. No assurance can be given that pending or future legislation or amendments to the Code, if enacted into law, or any proposed legislation or amendments to the Code, will not adversely affect the value of the Bonds, or the tax status of interest on the Bonds. See "TAX MATTERS" herein.

Cybersecurity. The District, like many other public and private entities, relies on a large and complex technology environment to conduct its operations. As such, it may face multiple cybersecurity threats including, but not limited to, hacking, viruses, malware and other attacks on computer or other sensitive digital systems and networks. There can be no assurances that any security and operational control measures implemented by the District will be completely successful to guard against and prevent cyber threats and attacks. The result of any such attacks could impact business operations and/or digital networks and systems and the costs of remedying any such damage could be significant.

COVID-19. The outbreak of COVID-19 has affected education, travel, commerce and financial markets globally and is widely expected to affect economic growth worldwide. Pursuant to Executive Order, the District suspended on-site instruction effective March 16, 2020, which suspension was recently extended for the balance of the academic year.

The amount of State aid to the District is dependent in part upon the financial condition of the State. With no assurance of direct Federal aid and in awareness that collections from taxes and other receipts are likely to fall materially below the level needed to fund authorized disbursements, the State's 2020 Enacted Budget grants the Budget Director the authority to reduce aid-to-localities appropriations and disbursements by any amount needed to achieve a balanced budget, as estimated by the New York State Division of the Budget. In addition, the Budget Director is authorized to withhold and reduce specific local aid payments during the fiscal year.

There can be no assurance that the State's financial position will not change materially and adversely from prior projections. If this were to occur, the State would be required to take additional gap-closing actions. Such actions may include, but are not limited to: reductions in State agency operations; delays or reductions in payments to local governments or other recipients of State aid including school districts in the State. Reductions in the payment of State aid could adversely affect the financial condition of school districts in the State.

The degree of the impact of COVID-19 on the operations and finances of the District is extremely difficult to predict due to the dynamic nature of the COVID-19 outbreak, including uncertainties relating to its (i) duration, (ii) severity and (iii) ultimate geographic spread, as well as with regard to what actions may be taken by governmental authorities to contain or mitigate its impact. There can be no assurances that the spread of COVID-19 will not result in a delay and/or reduction in State aid paid to the District. Any delay or reduction in State aid payments to the District would have a negative impact on the District's finances and operations.

## **TAX MATTERS**

In the opinion of Trespasz & Marquardt, LLP ("Bond Counsel"), based upon an analysis of existing laws, regulations, rulings, and court decisions, and assuming, among other matters, compliance with certain covenants, interest on the Bonds is excluded from gross income for federal income tax purposes under Section 103 of the Internal Revenue Code of 1986, as amended (the "Code") and is excluded from adjusted gross income for purposes of personal income taxes imposed by the State of New York and the City of New York. Bond Counsel is of the further opinion that interest on the Bonds is not a specific preference item for purposes of the federal individual alternative minimum tax. Complete copy of the proposed form of opinion of Bond Counsel is set forth in "APPENDIX – E" attached hereto.

The Code imposes various restrictions, conditions and requirements relating to the exclusion from gross income for federal income tax purposes of interest on obligations such as the Bonds. The District has covenanted to comply with certain restrictions designed to ensure that interest on the Bonds will not be included in federal gross income. Failure to comply with these covenants will result in interest on the Bonds being included in gross income for federal income tax purposes as well as adjusted gross income for purposes of personal income taxes imposed by the State of New York or the City of New York, from the date of original issuance of the Bonds. The opinion of Bond Counsel assumes compliance with these covenants. Bond Counsel has not undertaken to determine (or to inform any person) whether any actions taken (or not taken) or events occurring (or not occurring) after the date of issuance of the Bonds may adversely affect the value of, or the tax status of interest on, the Bonds. Further, no assurance can be given that pending or future legislation or amendments to the Code, if enacted into law, or any proposed legislation or amendments to the Code, will not adversely affect the value of, or the tax status of interest on, the Bonds.

Certain requirements and procedures contained or referred to in the Arbitrage Certificate, and other relevant documents may be changed and certain actions (including, without limitation, economic defeasance of the Bonds) may be taken or omitted under the circumstances and subject to the terms and conditions set forth in such documents. Bond Counsel expresses no opinion as to any Notes or the interest thereon if any such change occurs or action is taken or omitted.

Although Bond Counsel is of the opinion that interest on the Bonds is excluded from gross income for federal income tax purposes and is excluded from adjusted gross income for federal income taxes imposed by the State of New York and the City of New York, the ownership or disposition of, or the accrual or receipt of interest on, the Bonds may otherwise affect an Owner's federal or state tax liability. The nature and extent of these other tax consequences will depend upon the particular tax status of the Owner or the Owner's other items of income or deduction. Bond Counsel expresses no opinion regarding any such other tax consequences.

Future legislative proposals, if enacted into law, or clarification of the Code or court decisions may cause interest on the Bonds to be subject, directly or indirectly, to federal income taxation or to be subject to or exempted from state income taxation, or otherwise prevent Beneficial Owners from realizing the full current benefit of the tax status of such interest. Proposals have been made that could significantly reduce the benefit of, or otherwise affect, the exclusion from gross income of interest on obligations like the Bonds. The introduction or enactment of any such legislative proposals, clarification of the Code or court decisions may also affect, perhaps significantly, the market price for, or marketability of, the Bonds. Prospective purchasers of the Bonds should consult their own tax advisors regarding any pending or proposed federal or state tax legislation, regulations or litigation, and regarding the impact of future legislation, regulations or litigation, as to which Bond Counsel expresses no opinion.

## **LEGAL MATTERS**

Legal matters incident to the authorization, issuance and sale of the Bonds are subject to the approving legal opinion of Trespasz & Marquardt, LLP, Bond Counsel. Bond Counsel's opinion will be in substantially the form attached hereto as "APPENDIX – E".

## **LITIGATION**

The District is subject to a number of lawsuits in the ordinary conduct of its affairs. The District does not believe, however, that such suits, individually or in the aggregate, are likely to have a material adverse effect on the financial condition of the District.

On August 14, 2019, a complaint (the "Complaint") against the District was filed in Monroe County Supreme Court (Index Number E2019007690) pursuant to the Child Victims Act (the "CVA"). The CVA was signed into law on February 14, 2019 and opened up a window to revive past claims involving sexual crimes against children. The CVA also allows claims to be filed against institutions that may have been involved in the abuse. The Complaint alleges sexual misconduct related torts, including alleged negligent supervision by the District. The Complaint seeks unspecified monetary damages. The Summons and Complaint were forwarded to the District's insurance carrier and the District continues to investigate possible insurance coverage for the suit. The District is authorized to issue bonds or notes to finance the cost of any potential award in this matter; however, the District cannot predict at this time whether it will be able to issue such bonds or notes at interest rates that are favorable to the District.

There is no action, suit, proceedings or investigation, at law or in equity, before or by any court, public board or body pending or, to the best knowledge of the District, threatened against or affecting the District to restrain or enjoin the issuance, sale or delivery of the Notes or the levy and collection of taxes or assessments to pay same, or in any way contesting or affecting the validity of the Notes or any proceedings or authority of the District taken with respect to the authorization, issuance or sale of the Notes or contesting the corporate existence or boundaries of the District

## **CONTINUING DISCLOSURE**

In order to assist the purchasers in complying with Rule 15c2-12 promulgated by the Securities and Exchange Commission under the Securities Exchange Act of 1934, as amended ("Rule 15c2-12"), the District will enter into a Continuing Disclosure Undertaking, a description of which is attached hereto as "APPENDIX – C".

## **Historical Compliance**

The District is in compliance in all material respects within the last five years with all previous undertakings made pursuant to the Rule 15c2-12.

## **MUNICIPAL ADVISOR**

Fiscal Advisors & Marketing, Inc. (the "Municipal Advisor"), is a Municipal Advisor, registered with the Securities and Exchange Commission and the Municipal Securities Rulemaking Board. The Municipal Advisor serves as independent municipal advisor to the District on matters relating to debt management. The Municipal Advisor is a municipal advisory and consulting organization and is not engaged in the business of underwriting, marketing, or trading municipal securities or any other negotiated instruments. The Municipal Advisor has provided advice as to the plan of financing and the structuring of the Bonds. The advice on the plan of financing and the structuring of the Bonds was based on materials provided by the District and other sources of information believed to be reliable. The Municipal Advisor has not audited, authenticated, or otherwise verified the information provided by the District or the information set forth in this Official Statement or any other information available to the District with respect to the appropriateness, accuracy, or completeness of disclosure of such information and no guarantee, warranty, or other representation is made by the Municipal Advisor respecting the accuracy and completeness of or any other matter related to such information and this Official Statement. The fees to be paid by the District to the Municipal Advisor are partially contingent on the successful closing of the Bonds.

## **CUSIP IDENTIFICATION NUMBERS**

If the Bonds are issued in book-entry-only format, it is anticipated that CUSIP (an acronym that refers to Committee on Uniform Security Identification Procedures) identification numbers will be printed on the Bonds. All expenses in relation to the printing of CUSIP numbers on the Bonds will be paid for by the District provided, however; the District assumes no responsibility for any CUSIP Service Bureau charge or other charge that may be imposed for the assignment of such numbers.

## **BOND RATING**

Moody's Investors Service ("Moody's") has assigned its rating of "Aa2" to the Bonds. No application was made to any other rating agency for the purpose of obtaining an additional rating on the Bonds. A rating reflects only the view of the rating agency assigning such rating and any desired explanation of the significance of such rating should be obtained from Moody's, 99 Church Street - 9th Floor, New York, New York 10007, Phone: (212) 553-0038, Fax: (212) 553-1390.

Generally, rating agencies base their ratings on the information and materials furnished to it and on investigations, studies and assumptions by the respective rating agency. There is no assurance that a particular rating will apply for any given period of time or that it will not be lowered or withdrawn entirely if, in the judgment of the agency originally establishing the rating, circumstances so warrant. Any downward revision or withdrawal of the rating of the Bonds may have an adverse effect on the market price of the Bonds.

## **MISCELLANEOUS**

So far as any statements made in this Official Statement involve matters of opinion or estimates whether or not expressly stated, they are set forth as such and not as representations of fact, and no representation is made that any of the statements will be realized. Neither this Official Statement nor any statement which may have been made verbally or in writing is to be construed as a contract with the holders of the Bonds.

Statements in this official statement, and the documents included by specific reference, that are not historical facts are forward-looking statements, which are based on the District management's beliefs as well as assumptions made by, and information currently available to, the District's management and staff. Because the statements are based on expectations about future events and economic performance and are not statements of fact, actual results may differ materially from those projected. Important factors that could cause future results to differ include legislative and regulatory changes, changes in the economy, and other factors discussed in this and other documents that the District's files with the repositories. When used in District documents or oral presentation, the words "anticipate", "estimate", "expect", "objective", "projection", "forecast", "goal", or similar words are intended to identify forward-looking statements.

To the extent any statements made in this Official Statement involve matters of opinion or estimates, whether or not expressly stated, they are set forth as such and not as representations of fact, and no representation is made that any of the statements will be realized. Neither this Official Statement nor any statement which may have been made verbally or in writing is to be construed as a contract with the holder of the Bonds.

Trespasz & Marquardt, LLP, Syracuse, New York, Bond Counsel to the District, expresses no opinions as to the accuracy or completeness of information in any documents prepared by or on behalf of the District for use in connection with the offer and sale of the Bonds, including but not limited to, the financial or statistical information in this Official Statement.

References herein to the Constitution of the State and various State and federal laws are only brief outlines of certain provisions thereof and do not purport to summarize or describe all of such provisions.

Concurrently with the delivery of the Bonds, the District will furnish a certificate to the effect that as of the date of the Official Statement, the Official Statement did not contain any untrue statement of a material fact or omit to state a material fact necessary to make the statements herein, in the light of the circumstances under which they were made, not misleading, subject to a limitation as to information in the Official Statement obtained from sources other than the District.

The Official Statement is submitted only in connection with the sale of the Bonds by the District and may not be reproduced or used in whole or in part for any other purpose.

The District hereby disclaims any obligation to update developments of the various risk factors or to announce publicly any revision to any of the forward-looking statements contained herein or to make corrections to reflect future events or developments except to the extent required by Rule 15c2-12 promulgated by the Securities and Exchange Commission.

Fiscal Advisors & Marketing, Inc. may place a copy of this Official Statement on its website at [www.fiscaladvisors.com](http://www.fiscaladvisors.com). Unless this Official Statement specifically indicates otherwise, no statement on such website is included by specific reference or constitutes a part of this Official Statement. Fiscal Advisors & Marketing, Inc. has prepared such website information for convenience, but no decisions should be made in reliance upon that information. Typographical or other errors may have occurred in converting original source documents to digital format, and neither the District nor Fiscal Advisors & Marketing, Inc. assumes any liability or responsibility for errors or omissions on such website. Further, Fiscal Advisors & Marketing, Inc. and the District disclaim any duty or obligation either to update or to maintain that information or any responsibility or liability for any damages caused by viruses in the electronic files on the website. Fiscal Advisors & Marketing, Inc. and the District also assume no liability or responsibility for any errors or omissions or for any updates to dated website information.



The District's contact information is as follows: Mr. Brian Freeman, Assistant Superintendent for Business, 119 South Avenue, Webster, New York 14580, telephone (585) 216-0017, fax (585) 265-6561, email: [Brian\\_Freeman@webstercsd.org](mailto:Brian_Freeman@webstercsd.org).

Additional copies of the Notice of Private Competitive Bond Sale and the Official Statement may be obtained upon request from the offices of Fiscal Advisors & Marketing, Inc., telephone number (315) 752-0051, or at [www.fiscaladvisors.com](http://www.fiscaladvisors.com)

**WEBSTER CENTRAL SCHOOL DISTRICT**

**Dated: September 18, 2020**

---

**Tammy Gurowski, President  
Board of Education  
Webster Central School District**

GENERAL FUND

Balance Sheets

Fiscal Years Ending June 30:	<u>2015</u>	<u>2016</u>	<u>2017</u>	<u>2018</u>	<u>2019</u>
<u>ASSETS</u>					
Cash and Cash Equivalents	\$ 41,603,256	\$ 33,256,919	\$ 32,946,336	\$ 27,407,891	\$ 42,147,510
Investments	-	10,062,032	-	-	-
Receivables	5,202,947	6,490,014	6,636,355	7,409,205	7,672,087
Due From Other Funds	1,618,362	1,125,278	3,632,355	8,410,526	974,575
Deferred Expenditures	1,870	3,791	559,391	72,626	-
TOTAL ASSETS	<u>\$ 48,426,435</u>	<u>\$ 50,938,034</u>	<u>\$ 43,774,437</u>	<u>\$ 43,300,248</u>	<u>\$ 50,794,172</u>
<u>LIABILITIES AND FUND EQUITY</u>					
Accounts Payable	\$ 1,527,111	\$ 2,297,653	\$ 1,245,314	\$ 4,050,099	\$ 2,114,903
Accrued Liabilities	1,201,519	1,450,824	1,102,583	1,902,073	406,722
Due to Other Funds	4,725,088	8,952,354	1,953,033	227,245	9,099,738
Due to Other Governments	96,126	106,620	30,555	34,995	26,109
Due to Teachers' Retirement System	10,646,627	8,391,557	7,573,009	6,611,120	7,353,594
Due to Employees' Retirement System	774,355	661,825	671,234	681,018	685,595
Compensated Absences	943,000	277,250	137,250	-	-
Other Liabilities	-	-	-	-	-
Unearned Revenue	-	72	-	-	-
TOTAL LIABILITIES	<u>\$ 19,913,826</u>	<u>\$ 22,138,155</u>	<u>\$ 12,712,978</u>	<u>\$ 13,506,550</u>	<u>\$ 19,686,661</u>
<u>FUND EQUITY</u>					
Nonspendable:					
Prepaid Items	\$ 1,870	\$ 3,791	\$ 559,391	\$ 72,626	\$ -
Restricted	15,414,713	15,867,742	17,805,646	18,275,277	18,909,388
Assigned	7,098,727	6,114,769	6,015,015	5,990,501	6,058,586
Unassigned	5,997,299	6,813,577	6,681,407	5,455,294	6,139,537
TOTAL FUND EQUITY	<u>28,512,609</u>	<u>28,799,879</u>	<u>31,061,459</u>	<u>29,793,698</u>	<u>31,107,511</u>
TOTAL LIABILITIES and FUND EQUITY	<u>\$ 48,426,435</u>	<u>\$ 50,938,034</u>	<u>\$ 43,774,437</u>	<u>\$ 43,300,248</u>	<u>\$ 50,794,172</u>

Source: Audited financial reports of the School District. This Appendix is not itself audited.

GENERAL FUND

Revenues, Expenditures and Changes in Fund Balance

Fiscal Years Ending June 30:	<u>2014</u>	<u>2015</u>	<u>2016</u>	<u>2017</u>	<u>2018</u>
<b>REVENUES</b>					
Real Property Taxes	\$ 78,897,941	\$ 81,044,583	\$ 83,922,945	\$ 85,845,135	\$ 88,289,923
Real Property Tax Items	13,720,650	14,005,097	14,646,249	14,365,961	13,743,213
Non-Property Taxes	7,936,167	7,485,130	7,850,607	8,263,053	8,365,630
Charges for Services	766,454	1,003,280	814,317	783,901	873,375
Use of Money & Property	318,311	316,303	415,525	403,948	488,827
Sale of Property and					
Compensation for Loss	39,763	46,299	26,328	49,819	35,986
Miscellaneous	734,402	1,345,031	1,605,885	1,617,911	1,214,448
Revenues from State Sources	41,864,507	39,441,354	44,127,980	49,306,591	50,583,632
Revenues from Federal Sources	244,975	257,124	325,965	372,037	407,065
Total Revenues	<u>\$ 144,523,170</u>	<u>\$ 144,944,201</u>	<u>\$ 153,735,801</u>	<u>\$ 161,008,356</u>	<u>\$ 164,002,099</u>
Other Sources:					
Interfund Transfers	<u>-</u>	<u>-</u>	<u>-</u>	<u>-</u>	<u>-</u>
Total Revenues and Other Sources	<u>\$ 144,523,170</u>	<u>\$ 144,944,201</u>	<u>\$ 153,735,801</u>	<u>\$ 161,008,356</u>	<u>\$ 164,002,099</u>
<b>EXPENDITURES</b>					
General Support	\$ 15,410,129	\$ 15,100,681	\$ 14,223,233	\$ 14,813,257	\$ 14,650,598
Instruction	75,720,502	80,378,040	84,663,517	85,739,412	91,013,000
Pupil Transportation	6,345,696	6,818,617	6,707,508	7,196,879	7,704,685
Community Services	655,152	687,199	721,613	812,744	799,290
Employee Benefits	36,668,794	38,746,443	37,677,786	39,449,271	40,551,044
Debt Service	9,515,407	8,753,154	9,144,266	10,411,429	10,176,846
Total Expenditures	<u>\$ 144,315,680</u>	<u>\$ 150,484,134</u>	<u>\$ 153,137,923</u>	<u>\$ 158,422,992</u>	<u>\$ 164,895,463</u>
Other Uses:					
Interfund Transfers	<u>398,081</u>	<u>3,474,276</u>	<u>310,608</u>	<u>323,784</u>	<u>374,397</u>
Total Expenditures and Other Uses	<u>\$ 144,713,761</u>	<u>\$ 153,958,410</u>	<u>\$ 153,448,531</u>	<u>\$ 158,746,776</u>	<u>\$ 165,269,860</u>
Excess (Deficit) Revenues Over Expenditures	<u>(190,591)</u>	<u>(9,014,209)</u>	<u>287,270</u>	<u>2,261,580</u>	<u>(1,267,761)</u>
<b>FUND BALANCE</b>					
Fund Balance - Beginning of Year	37,717,409	37,526,818	28,512,609	28,799,879	31,061,459
Prior Period Adjustments (net)	<u>-</u>	<u>-</u>	<u>-</u>	<u>-</u>	<u>-</u>
Fund Balance - End of Year	<u>\$ 37,526,818</u>	<u>\$ 28,512,609</u>	<u>\$ 28,799,879</u>	<u>\$ 31,061,459</u>	<u>\$ 29,793,698</u>

Source: Audited financial reports of the School District. This Appendix is not itself audited.

GENERAL FUND

Revenues, Expenditures and Changes in Fund Balance - Budget and Actual

Fiscal Years Ending June 30:

	2019			2020	2021
	Adopted Budget	Modified Budget	Actual	Adopted Budget	Adopted Budget
<b>REVENUES</b>					
Real Property Taxes	\$ 103,850,795	\$ 91,639,564	\$ 91,639,564	\$107,168,590	\$111,092,837
Real Property Tax Items	1,250,000	13,404,337	13,474,141	1,250,000	1,250,000
Non-Property Taxes	7,350,000	6,810,984	8,573,607	7,350,000	7,350,000
Charges for Services	-	-	948,686	-	-
Use of Money & Property	365,000	150,440	745,465	465,000	465,000
Sale of Property and Compensation for Loss	-	-	79,883	-	-
Miscellaneous	1,675,505	300,528	1,405,243	1,725,000	1,725,000
Revenues from State Sources	50,282,804	52,468,251	53,518,571	52,053,183	53,713,540
Revenues from Federal Sources	-	-	304,091	-	-
Total Revenues	<u>\$ 164,774,104</u>	<u>\$ 164,774,104</u>	<u>\$ 170,689,251</u>	<u>\$ 170,011,773</u>	<u>\$ 175,596,377</u>
Other Sources:					
Appropriated Reserves	\$ 2,042,499	\$ 2,042,499	\$ -	\$ 2,042,499	\$ 2,182,499
Appropriated Fund Balance	5,500,000	5,500,000	-	5,500,000	5,500,000
Prior year encumbrances	-	490,501	-	-	-
Interfund Transfers	-	-	-	-	-
Total Revenues and Other Sources	<u>\$ 172,316,603</u>	<u>\$ 172,807,104</u>	<u>\$ 170,689,251</u>	<u># \$ 177,554,272</u>	<u>\$ 183,278,876</u>
<b>EXPENDITURES</b>					
General Support	\$ 16,152,932	\$ 15,564,852	\$ 15,178,771	\$ 16,508,101	\$ 15,109,089
Instruction	92,339,915	93,892,205	92,469,192	96,114,224	99,755,471
Pupil Transportation	7,811,673	7,667,402	7,666,352	8,045,508	8,215,410
Community Services	833,690	848,528	799,611	909,385	951,579
Employee Benefits	44,552,992	43,663,623	42,091,347	44,422,299	46,646,470
Debt Service	10,285,401	10,285,400	10,285,400	11,214,755	12,260,856
Total Expenditures	<u>\$ 171,976,603</u>	<u>\$ 171,922,010</u>	<u>\$ 168,490,673</u>	<u>\$ 177,214,272</u>	<u>\$ 182,938,875</u>
Other Uses:					
Interfund Transfers	<u>340,000</u>	<u>885,094</u>	<u>884,765</u>	<u>340,000</u>	<u>340,000</u>
Total Expenditures and Other Uses	<u>\$ 172,316,603</u>	<u>\$ 172,807,104</u>	<u>\$ 169,375,438</u>	<u>\$ 177,554,272</u>	<u>\$ 183,278,876</u>
Excess (Deficit) Revenues Over Expenditures	<u>-</u>	<u>-</u>	<u>1,313,813</u>	<u>-</u>	<u>-</u>
<b>FUND BALANCE</b>					
Fund Balance - Beginning of Year	-	-	29,793,698	-	-
Prior Period Adjustments (net)	<u>-</u>	<u>-</u>	<u>-</u>	<u>-</u>	<u>-</u>
Fund Balance - End of Year	<u>\$ -</u>	<u>\$ -</u>	<u>\$ 31,107,511</u>	<u>\$ -</u>	<u>\$ -</u>

Source: Audited financial reports and budgets (unaudited) of the School District. This Appendix is not itself audited.

**BONDED DEBT SERVICE**

Fiscal Year Ending June 30th	Principal	Excluding this Issue Interest	Total	Principal of This Issue	Total Principal All Issues
2021	\$ 9,617,000	\$ 2,290,800.36	\$ 11,907,800.36	\$ -	\$ 9,617,000
2022	7,755,000	1,674,418.76	9,429,418.76	308,000	8,063,000
2023	7,645,000	1,369,118.76	9,014,118.76	330,000	7,975,000
2024	6,075,000	1,094,353.13	7,169,353.13	335,000	6,410,000
2025	2,435,000	896,175.00	3,331,175.00	340,000	2,775,000
2026	1,635,000	802,550.00	2,437,550.00	350,000	1,985,000
2027	1,720,000	720,800.00	2,440,800.00	-	1,720,000
2028	1,805,000	634,800.00	2,439,800.00	-	1,805,000
2029	1,885,000	544,550.00	2,429,550.00	-	1,885,000
2030	1,985,000	450,300.00	2,435,300.00	-	1,985,000
2031	2,085,000	351,050.00	2,436,050.00	-	2,085,000
2032	1,400,000	246,800.00	1,646,800.00	-	1,400,000
2033	1,475,000	176,800.00	1,651,800.00	-	1,475,000
2034	1,545,000	103,050.00	1,648,050.00	-	1,545,000
2035	645,000	25,800.00	670,800.00	-	645,000
TOTALS	\$ 49,707,000	\$ 11,381,366.01	\$ 61,088,366.01	\$ 1,663,000	\$ 51,370,000

CURRENT BONDS OUTSTANDING

Fiscal Year Ending June 30th	2014 Current Refunding of 2004			2015 Advance Refunding of 2008		
	Principal	Interest	Total	Principal	Interest	Total
2021	\$ 2,960,000	\$ 290,750.00	\$ 3,250,750.00	\$ 1,335,000	\$ 152,950.00	\$ 1,487,950.00
2022	905,000	142,750.00	1,047,750.00	1,375,000	98,750.00	1,473,750.00
2023	950,000	97,500.00	1,047,500.00	1,425,000	35,625.00	1,460,625.00
2024	1,000,000	50,000.00	1,050,000.00	-	-	-
2025	-	-	-	-	-	-
TOTALS	\$ 5,815,000	\$ 581,000.00	\$ 6,396,000.00	\$ 4,135,000	\$ 287,325.00	\$ 4,422,325.00

Fiscal Year Ending June 30th	2016 Refunding of 2009			2017D DASNY - Capital Project			2019 Refunding of 2010 Bonds		
	Principal	Interest	Total	Principal	Interest	Total	Principal	Interest	Total
2021	\$ 2,200,000	\$ 288,725.00	\$ 2,488,725.00	\$ 475,000	\$ 314,350.00	\$ 789,350.00	\$ 455,000	\$ 79,243.76	\$ 534,243.76
2022	2,300,000	216,837.50	2,516,837.50	490,000	300,100.00	790,100.00	480,000	65,093.76	545,093.76
2023	2,355,000	131,625.00	2,486,625.00	515,000	275,600.00	790,600.00	500,000	45,493.76	545,493.76
2024	2,415,000	42,650.00	2,457,650.00	535,000	255,000.00	790,000.00	525,000	28,446.88	553,446.88
2025	-	-	-	560,000	228,250.00	788,250.00	535,000	10,700.00	545,700.00
2026	-	-	-	590,000	200,250.00	790,250.00	-	-	-
2027	-	-	-	620,000	170,750.00	790,750.00	-	-	-
2028	-	-	-	650,000	139,750.00	789,750.00	-	-	-
2029	-	-	-	680,000	107,250.00	787,250.00	-	-	-
2030	-	-	-	715,000	73,250.00	788,250.00	-	-	-
2031	-	-	-	750,000	37,500.00	787,500.00	-	-	-
TOTALS	\$ 9,270,000	\$ 679,837.50	\$ 9,949,837.50	\$ 6,580,000	\$ 2,102,050.00	\$ 8,682,050.00	\$ 2,495,000	\$ 228,978.16	\$ 2,723,978.16

Fiscal Year Ending June 30th	2020 DASNY - Capital Project		
	Principal	Interest	Total
2021	\$ 595,000	\$ 1,053,408.89	\$ 1,648,408.89
2022	860,000	787,550.00	1,647,550.00
2023	905,000	744,550.00	1,649,550.00
2024	945,000	699,300.00	1,644,300.00
2025	995,000	652,050.00	1,647,050.00
2026	1,045,000	602,300.00	1,647,300.00
2027	1,100,000	550,050.00	1,650,050.00
2028	1,155,000	495,050.00	1,650,050.00
2029	1,205,000	437,300.00	1,642,300.00
2030	1,270,000	377,050.00	1,647,050.00
2031	1,335,000	313,550.00	1,648,550.00
2032	1,400,000	246,800.00	1,646,800.00
2033	1,475,000	176,800.00	1,651,800.00
2034	1,545,000	103,050.00	1,648,050.00
2035	645,000	25,800.00	670,800.00
TOTALS	\$ 16,475,000	\$ 7,264,608.89	\$ 23,739,608.89

CURRENT BONDS OUTSTANDING

Fiscal Year Ending June 30th	2015 Buses			2016 Buses			2017 Buses		
	Principal	Interest	Total	Principal	Interest	Total	Principal	Interest	Total
2021	\$ 315,000	\$ 3,150.00	\$ 318,150.00	\$ 350,000	\$ 10,700.00	\$ 360,700.00	\$ 335,000	\$ 17,350.00	\$ 352,350.00
2022	-	-	-	360,000	3,600.00	363,600.00	350,000	10,500.00	360,500.00
2023	-	-	-	-	-	-	350,000	3,500.00	353,500.00
2024	-	-	-	-	-	-	-	-	-
TOTALS	\$ 315,000	\$ 3,150.00	\$ 318,150.00	\$ 710,000	\$ 14,300.00	\$ 724,300.00	\$ 1,035,000	\$ 31,350.00	\$ 1,066,350.00

Fiscal Year Ending June 30th	2018 Buses			2019 Buses		
	Principal	Interest	Total	Principal	Interest	Total
2021	\$ 305,000	\$ 23,862.50	\$ 328,862.50	\$ 292,000	\$ 56,310.21	\$ 348,310.21
2022	315,000	17,662.50	332,662.50	320,000	31,575.00	351,575.00
2023	320,000	10,912.50	330,912.50	325,000	24,312.50	349,312.50
2024	325,000	3,656.25	328,656.25	330,000	15,300.00	345,300.00
2025	-	-	-	345,000	5,175.00	350,175.00
TOTALS	\$ 1,265,000	\$ 56,093.75	\$ 1,321,093.75	\$ 1,612,000	\$ 132,672.71	\$ 1,744,672.71

## CONTINUING DISCLOSURE UNDERTAKING

In accordance with the requirements of Rule 15c2-12 as the same may be amended or officially interpreted from time to time (the "Rule"), promulgated by the Securities and Exchange Commission (the "Commission"), the District has agreed to provide, or cause to be provided,

- (i) In accordance with the requirements of Rule 15c2-12, as the same may be amended or officially interpreted from time to time (the "Rule"), promulgated by the Securities and Exchange Commission (the "Commission"), the District has agreed to provide, or cause to be provided, to the Electronic Municipal Market Access ("EMMA") system of the Municipal Securities Rulemaking Board ("MSRB") or any other entity designated or authorized by the Commission to receive reports pursuant to the Rule, during each fiscal year in which the Bonds are outstanding, (i) certain annual financial information and operating data for the preceding fiscal year in a form generally consistent with the information contained or cross-referenced in the Official Statement dated October 1, 2020 of the District relating to the Bonds under the headings "THE SCHOOL DISTRICT", "TAX INFORMATION", "STATUS OF INDEBTEDNESS", "LITIGATION" and all Appendices (other than Appendix C & E and other than any Appendix related to bond insurance) by the end of the sixth month following the end of each succeeding fiscal year, commencing with the fiscal year ending June 30, 2021, and (ii) a copy of the audited financial statement, if any, (prepared in accordance with accounting principles generally accepted in the United States of America in effect at the time of the audit) for the preceding fiscal year, commencing with the fiscal year ending June 30, 2021; such audit, if any, will be so provided on or prior to the later of either the end of the sixth month of each such succeeding fiscal year or, if an audited financial statement is not available at that time, within sixty days following receipt by the District of its audited financial statement for the preceding fiscal year, but, in any event, not later than the last business day of each such succeeding fiscal year; and provided further, in the event that the audited financial statement for any fiscal year is not available by the end of the sixth month following the end of any such succeeding fiscal year, unaudited financial statements in the form provided to the State, if available, will be provided no later than said date; provided however, that provision of unaudited financial statements in any year shall be further conditioned upon a determination by the District of whether such provision is compliant with the requirements of federal securities laws including Rule 10b-5 of the Securities Exchange Act of 1934 and Rule 17(a)(2) of the Securities Act of 1933;
- (ii) in a timely manner not in excess of ten (10) business days after the occurrence of the event, notice of the occurrence of any of the following events with respect to the Bonds, to EMMA or any other entity designated or authorized by the Commission to receive reports pursuant to the Rule:
  - (a) principal and interest payment delinquencies
  - (b) non-payment related defaults, if material
  - (c) unscheduled draws on debt service reserves reflecting financial difficulties
  - (d) in the case of credit enhancement, if any, provided in connection with the issuance of the Bonds, unscheduled draws on credit enhancements reflecting financial difficulties
  - (e) substitution of credit or liquidity providers, or their failure to perform
  - (f) adverse tax opinions, the issuance by the Internal Revenue Service of proposed or final determinations of taxability, Notices of Proposed Issue (IRS Form 5701 TEB) or other material notices or determinations with respect to the tax status of the Bonds, or other material events affecting the tax status of the Bonds
  - (g) modifications to rights of bondholders, if material
  - (h) Bond calls, if material and tender offers
  - (i) defeasances
  - (j) release, substitution, or sale of property securing repayment of the Bonds
  - (k) rating changes



- (l) bankruptcy, insolvency, receivership or similar event of the District
- (m) the consummation of a merger, consolidation, or acquisition involving the District or the sale of all or substantially all of the assets of the District, other than in the ordinary course of business, the entry into a definitive agreement to undertake such an action or the termination of a definitive agreement relating to any such actions, other than pursuant to its terms, if material
- (n) appointment of a successor or additional trustee or the change of name of a trustee, if material
- (o) incurrence of a financial obligation of the District, if material, or agreement to covenants, events of default, remedies, priority rights, or other similar terms of a financial obligation of the District, any of which affect Note holders, if material; and
- (p) default, event of acceleration, termination event, modification of terms, or other similar events under the terms of a financial obligation of the District, any of which reflect financial difficulties.

Event (c) is included pursuant to a letter from the SEC staff to the National Association of Bond Lawyers dated September 19, 1995. However, event (c) is not applicable, since no "debt service reserves" will be established for the Bonds.

With respect to event (d) the District does not undertake to provide any notice with respect to credit enhancement added after the primary offering of the Bonds.

For the purposes of the event identified in (l) of this section, the event is considered to occur when any of the following occur: The appointment of a receiver, fiscal agent or similar officer for an obligated person in a proceeding under the U.S. Bankruptcy Code or in any other proceeding under state or federal law in which a court or governmental authority has assumed jurisdiction over substantially all of the assets or business of the obligated person, or if such jurisdiction has been assumed by leaving the existing governing body and officials or officers in possession but subject to the supervision and orders of a court or governmental authority, or the entry of an order confirming a plan of reorganization, arrangement or liquidation by a court or governmental authority having supervision or jurisdiction over substantially all of the assets or business of the obligated person.

With respect to events (o) and (p), the term "financial obligation" means a (i) debt obligation; (ii) derivative instrument entered into in connection with, or pledged as security or a source of payment for, an existing or planned debt obligation; or (iii) guarantee of (i) or (ii). The term "financial obligation" shall not include municipal securities as to which a final official statement has been provided to the Municipal Securities Rulemaking Board consistent with the Rule.

The District may from time to time choose to provide notice of the occurrence of certain other events in addition to those listed above, if the District determines that any such other event is material with respect to the Bonds; but the District does not undertake to commit to provide any such notice of the occurrence of any material event except those events listed above.

- (iii) in a timely manner to EMMA or any other entity designated or authorized by the Commission to receive reports pursuant to the Rule, notice of its failure to provide the aforescribed annual financial information and operating data and such audited financial statement, if any, on or before the date specified.

The District reserves the right to terminate its obligations to provide the aforescribed annual financial information and operating data and such audited financial statement, if any, and notices of material events, as set forth above, if and when the District no longer remains an obligated person with respect to the Bonds within the meaning of the Rule. The District acknowledges that its undertaking pursuant to the Rule described under this heading is intended to be for the benefit of the holders of the Bonds (including holders of beneficial interests in the Bonds). The right of holders of the Bonds to enforce the provisions of the undertaking will be limited to a right to obtain specific enforcement of the District's obligations under its continuing disclosure undertaking and any failure by the District to comply with the provisions of the undertaking will neither be a default with respect to the Bonds nor entitle any holder of the Bonds to recover monetary damages.

The District reserves the right to modify from time to time the specific types of information provided or the format of the presentation of such information, to the extent necessary or appropriate in the judgment of the District, provided that, the District agrees that any such modification will be done in a manner consistent with the Rule, in consultation with nationally recognized bond counsel.

A Continuing Disclosure Undertaking Certificate to this effect shall be provided to the purchaser at closing.

**WEBSTER CENTRAL SCHOOL DISTRICT  
MONROE AND WAYNE COUNTIES, NEW YORK**

**FINANCIAL STATEMENTS  
AND OTHER FINANCIAL INFORMATION**

**JUNE 30, 2019**

Such Financial Report and opinions were prepared as of date thereof and have not been reviewed and/or updated in connection with the preparation and dissemination of this Official Statement.

**WEBSTER CENTRAL SCHOOL DISTRICT**

**BASIC FINANCIAL STATEMENTS**

**For Year Ended June 30, 2019**

**MENGEL METZGER BARR & CO. LLP**

RAYMOND F. WAGER, CPA, P.C. DIVISION

# T A B L E   O F   C O N T E N T S

	<b>Pages</b>
Independent Auditors' Report	1 - 3
Management's Discussion and Analysis (Unaudited)	4 - 13
 <b>Basic Financial Statements:</b>	
Statement of Net Position	14
Statement of Activities and Changes in Net Position	15
Balance Sheet - Governmental Funds	16
Statement of Revenues, Expenditures, and Changes in Fund Balances - Governmental Funds	17
Reconciliation of Governmental Funds Statement of Revenues, Expenditures, and Changes in Fund Balances to Statement of Activities	18
Statement of Fiduciary Net Position and Statement of Changes in Fiduciary Net Position	19
<b>Notes to the Basic Financial Statements:</b>	20 - 50
 <b>Required Supplementary Information:</b>	
Schedule of Changes in District's Total OPEB Liability and Related Ratio (Unaudited)	51
Schedule of the District's Proportionate Share of the Net Pension Liability (Unaudited)	52
Schedule of District Contributions (Unaudited)	53
Schedule of Revenues, Expenditures and Changes in Fund Balance - Budget (Non-GAAP Basis) and Actual - General Fund (Unaudited)	54 - 55
 <b>Supplementary Information:</b>	
Schedule of Change from Adopted Budget to Final Budget and Real Property Tax Limit - General Fund	56
Schedule of Capital Projects Fund - Project Expenditures and Financing Resources	57
Combining Balance Sheet - Nonmajor Governmental Funds	58
Combining Statement of Revenues, Expenditures and Changes in Fund Balances - Nonmajor Governmental Funds	59
Net Investment in Capital Assets	60
Schedule of Expenditures of Federal Awards	61
 Report on Internal Control Over Financial Reporting and on Compliance and Other Matters Based on an Audit of Financial Statements Performed in Accordance with Government Auditing Standards	 62 - 63

# MENGEL METZGER BARR & CO. LLP

RAYMOND F. WAGER, CPA, P.C. DIVISION

## INDEPENDENT AUDITORS' REPORT

To the Board of Education  
Webster Central School District, New York

### *Report on the Financial Statements*

We have audited the accompanying financial statements of the governmental activities, each major fund, and the aggregate remaining fund information of the Webster Central School District, New York, as of and for the year ended June 30, 2019, and the related notes to the financial statements, which collectively comprise the District's basic financial statements as listed in the table of contents.

### *Management's Responsibility for the Financial Statements*

Management is responsible for the preparation and fair presentation of these financial statements in accordance with accounting principles generally accepted in the United States of America; this includes the design, implementation, and maintenance of internal control relevant to the preparation and fair presentation of financial statements that are free from material misstatement, whether due to fraud or error.

### *Auditor's Responsibility*

Our responsibility is to express opinions on these financial statements based on our audit. We conducted our audit in accordance with auditing standards generally accepted in the United States of America and the standards applicable to financial audits contained in *Government Auditing Standards* issued by the Comptroller General of the United States. Those standards require that we plan and perform the audit to obtain reasonable assurance about whether the financial statements are free from material misstatement.

An audit involves performing procedures to obtain audit evidence about the amounts and disclosures in the financial statements. The procedures selected depend on the auditor's judgment, including the assessment of the risks of material misstatement of the financial statements, whether due to fraud or error. In making those risk assessments, the auditor considers internal control relevant to the District's preparation and fair presentation of the financial statements in order to design audit procedures that are appropriate in the circumstances, but not for the purpose of expressing an opinion on the effectiveness of the District's internal control. Accordingly, we express no such opinion. An audit also includes evaluating the appropriateness of accounting policies used and the reasonableness of significant accounting estimates made by management, as well as evaluating the overall presentation of the financial statements.

We believe that the audit evidence we have obtained is sufficient and appropriate to provide a basis for our audit opinions.

## ***Opinions***

In our opinion, the financial statements referred to above present fairly, in all material respects, the respective financial position of the governmental activities, each major fund, and the aggregate remaining fund information of the Webster Central School District, New York, as of June 30, 2019, and the respective changes in financial position and, where applicable, cash flows thereof for the year then ended in accordance with accounting principles generally accepted in the United States of America.

## ***Other Matters***

### ***Required Supplementary Information***

Accounting principles generally accepted in the United States of America require that the management's discussion and analysis, schedule of funding progress postemployment benefit plan, schedule of the District's proportionate share of the net pension liability, schedule of District contributions, and budgetary comparison information on pages 4–13 and 51–55 be presented to supplement the basic financial statements. Such information, although not a part of the basic financial statements, is required by the Governmental Accounting Standards Board who considers it to be an essential part of financial reporting for placing the basic financial statements in an appropriate operational, economic, or historical context. We have applied certain limited procedures to the required supplementary information in accordance with auditing standards generally accepted in the United States of America, which consisted of inquiries of management about the methods of preparing the information and comparing the information for consistency with management's responses to our inquiries, the basic financial statements, and other knowledge we obtained during our audit of the basic financial statements. We do not express an opinion or provide any assurance on the information because the limited procedures do not provide us with sufficient evidence to express an opinion or provide any assurance.

### ***Other Information***

Our audit was conducted for the purpose of forming opinions on the financial statements that collectively comprise the Webster Central School District, New York's basic financial statements. The accompanying supplemental information as listed in the table of contents and schedule of expenditures of federal awards, as required by the Title 2 U.S. Code of Federal Regulations Part 200, Uniform Administrative Requirements, Cost Principles, and Audit Requirements for Federal Awards are presented for purposes of additional analysis and are not a required part of the basic financial statements.

The accompanying supplemental information as listed in the table of contents and schedule of expenditures of federal awards, as required by the Title 2 U.S. Code of Federal Regulations Part 200, Uniform Administrative Requirements, Cost Principles, and Audit Requirements for Federal Awards is the responsibility of management and was derived from and relates directly to the underlying accounting and other records used to prepare the basic financial statements. Such information has been subjected to the auditing procedures applied in the audit of the basic financial statements and certain additional procedures, including comparing and reconciling such information directly to the underlying accounting and other records used to prepare the basic financial statements or to the basic financial statements themselves, and other additional procedures in accordance with auditing standards generally accepted in the United States of America. In our opinion, the accompanying supplemental information as listed in the table of contents and schedule of expenditures of federal awards, as required by the Title 2 U.S. Code of Federal Regulations Part 200, Uniform Administrative Requirements, Cost Principles, and Audit Requirements for Federal Awards is fairly stated, in all material respects, in relation to the basic financial statements as a whole.

### **Other Reporting Required by *Government Auditing Standards***

In accordance with *Government Auditing Standards*, we have also issued our report dated October 3, 2019 on our consideration of the Webster Central School District, New York's internal control over financial reporting and on our tests of its compliance with certain provisions of laws, regulations, contracts, and grant agreements and other matters. The purpose of that report is solely to describe the scope of our testing of internal control over financial reporting and compliance and the results of that testing, and not to provide an opinion on the effectiveness of the District's internal control over financial reporting or on compliance. That report is an integral part of an audit performed in accordance with *Government Auditing Standards* in considering Webster Central School District, New York's internal control over financial reporting and compliance.

Rochester, New York  
October 2, 2019

*Raymond F. Wager, CPA, PC*

**Webster Central School District**  
**Management's Discussion and Analysis**  
**For the Fiscal Year Ended June 30, 2019**

The following is a discussion and analysis of the School District's financial performance for the fiscal year ended June 30, 2019. This section is a summary of the School District's financial activities based on currently known facts, decisions, and/or conditions. It is also based on both the government-wide and fund-based financial statements. The results of the current year are discussed in comparison with the prior year, with an emphasis placed on the current year. This section is only an introduction and should be read in conjunction with the School District's financial statements, which immediately follow this section.

**Financial Highlights**

At the close of the fiscal year, the total liabilities plus deferred inflows (what the district owes) exceeded its total assets plus deferred outflows (what the district owns) by \$139,930,562 (net position) a decrease of \$6,804,587 from the prior year.

As of the close of the fiscal year, the School District's governmental funds reported combined fund balances of \$19,872,531 a decrease of \$6,675,297 in comparison with the prior year.

New York State Law limits the amount of unreserved fund balance that can be retained by the General Fund to 4% the ensuing year's budget, exclusive of the amount designated for the subsequent year's budget. At the end of the current fiscal year, the unassigned fund balance of the General Fund was \$6,139,537. This amount was within the statutory limit.

General revenues which includes Federal and State Aid, Real Property Taxes, Non Property Taxes, Investment Earnings, Compensation for Loss, and Miscellaneous accounted for \$170,176,618 or 95% of all revenues. Program specific revenues in the form of Charges for services, Operating Grants and Contributions, and Capital Grants and Contributions accounted for \$8,429,652 or 5% of total revenues.

**Overview of the Financial Statements**

This discussion and analysis is intended to serve as an introduction to the School District's basic financial statements. The School District's basic financial statements are comprised of three components: (1) government-wide financial statements, (2) fund financial statements and (3) notes to the financial statements. This report also contains individual fund statements and schedules in addition to the basic financial statements.

*Government-Wide Financial Statements*

The *government-wide financial statements* are designed to provide readers with a broad overview of the School District's finances, in a manner similar to a private-sector business.

The *statement of net position* presents information on all of the School District's assets plus deferred outflow of resources and liabilities plus deferred inflow of resources, with the difference between the two reported as *net position*. Over time, increases or decreases in net position may serve as a useful indicator of whether the financial position of the School District is improving or deteriorating.



The *statement of activities* presents information showing how the government's net position changed during the most recent fiscal year. All changes in net position are reported as soon as the underlying event giving rise to the change occurs, regardless of the timing of related cash flows.

The *governmental* activities of the School District include instruction, pupil transportation, cost of food sales, general administrative support, community service, and interest on long-term debt.

The government-wide financial statements can be found on the pages immediately following this section as the first two pages of the basic financial statements.

### *Fund Financial Statements*

A *fund* is a grouping of related accounts that is used to maintain control over resources that have been segregated for specific activities or objectives. The School District, like other state and local governments, uses fund accounting to ensure and demonstrate compliance with finance related legal requirements. All of the funds of the School District can be divided into two categories: governmental funds and fiduciary funds.

*Governmental funds* are used to account for essentially the same functions reported as *governmental activities* in the government-wide financial statements. However, unlike the government-wide financial statements, governmental fund financial statements focus on *near-term inflows and outflows of spendable resources*, as well as on *balances of spendable resources* available at the end of the fiscal year. Such information may be useful in evaluating the School District's near-term financing requirements.

Because the focus of governmental funds is narrower than that of the government-wide financial statements, it is useful to compare the information presented for *governmental funds* with similar information presented for *governmental activities* in the government-wide financial statements. By doing so, readers may better understand the long-term impact of the government's near term financing decisions. Both the governmental fund balance sheet and the governmental fund statement of revenues, expenditures, and changes in fund balances provide a reconciliation to facilitate this comparison between *governmental funds* and *governmental activities*.

The School District maintains five individual governmental funds; General Fund, Special Aid Fund, School Lunch Fund, Debt Service Fund and Capital Projects Fund. Information is presented separately in the governmental fund balance sheet and in the governmental fund statement of revenues, expenditures and changes in fund balances for the general fund and the capital projects fund which are reported as major funds. Data for the special aid fund, the school lunch fund and the debt service fund are aggregated into a single column and reported as non-major funds.

The School District adopts and voters approve an annual budget for its General Fund. A budgetary comparison statement has been provided for the General Fund within the basic financial statements to demonstrate compliance with the budget.

The *Fiduciary Funds* are used to account for assets held by the School District in an agency capacity which accounts for assets held by the School District on behalf of others. Fiduciary funds are not reflected in the government-wide financial statement because the resources of these funds are *not* available to support the School District's programs.

The financial statements for the governmental and fiduciary funds can be found in the basic financial statement section of this report.

<b><u>Major Feature of the District-Wide and Fund Financial Statements</u></b>			
	<b>Government-Wide Statements</b>	<b>Fund Financial Statements</b>	
		<b>Governmental Funds</b>	<b>Fiduciary Funds</b>
Scope	Entire District (except fiduciary funds)	The activities of the School District that are not proprietary or fiduciary, such as special education and building maintenance	Instances in which the School District administers resources on behalf of someone else, such as scholarship programs and student activities monies
Required financial statements	Statement of net position Statement of activities	Balance sheet Statement of revenues, expenditures, and changes in fund balance	Statement of fiduciary net position Statement of changes in fiduciary net position
Accounting basis and measurement focus	Accrual accounting and economic resources focus	Modified accrual accounting and current financial focus	Accrual accounting and economic resources focus
Type of asset/liability information	All assets and liabilities, both financial and capital, short-term and long-term	Generally, assets expected to be used up and liabilities that come due during the year or soon thereafter; no capital assets or long-term liabilities included	All assets and liabilities, both short-term and long-term; funds do not currently contain capital assets, although they can
Type of inflow/outflow information	All revenues and expenses during year, regardless of when cash is received or paid	Revenues for which cash is received during or soon after the end of the year; expenditures when goods or services have been received and the related liability is due and payable	All additions and deductions during the year, regardless of when cash is received or paid

#### *Notes to the Financial Statements*

The notes provide additional information that is essential to a full understanding of the data provided in the government-wide and fund financial statements. The notes to the financial statements can be found following the basic financial statement section of this report.

#### **Government-Wide Statements**

The government-wide statements report information about the District as a whole using accounting methods similar to those used by private-sector companies. The statement of net position includes all the School District's assets and liabilities. All of the current year's revenues and expenses are accounted for in the statement of activities regardless of when cash is received or paid.

The two government-wide statements report the District's net position and how they have changed. Net position, the difference between the District's assets plus deferred outflow of resources and liabilities plus deferred inflow of resources, is one way to measure the District's financial health or position. Over time, increases or decreases in the District's net position are an indicator of whether its financial position is improving or deteriorating, respectively. Additional non-financial factors such as changes in the District's property tax base and the condition of the school buildings and facilities must also be considered to assess the District's overall health.

All of the District's services are reported in the government-wide financial statements as governmental activities. Most of the District's basic services are included here, such as regular and special education, transportation and administration. Property taxes, federal and state aid, and investment earnings finance most of these activities.

## Financial Analysis of the School District As A Whole

### Net Position

The District's combined net position were lower on June 30, 2019, than they were the year before, decreasing 5% to \$139,930,562 as shown in table below.

	<u>Governmental Activities</u>		<u>Total Variance</u>
<u>ASSETS:</u>	<u>2019</u>	<u>2018</u>	
Current and Other Assets	\$ 58,658,680	\$ 44,813,934	\$ 13,844,746
Capital Assets	153,431,023	151,950,473	1,480,550
<b>Total Assets</b>	<b>\$ 212,089,703</b>	<b>\$ 196,764,407</b>	<b>\$ 15,325,296</b>
 <u>DEFERRED OUTFLOWS OF RESOURCES:</u>			
Deferred Outflows of Resources	<b>\$ 69,500,094</b>	<b>\$ 78,807,724</b>	<b>\$ (9,307,630)</b>
 <u>LIABILITIES:</u>			
Long-Term Debt Obligations	\$ 327,731,187	\$ 361,628,175	\$ (33,896,988)
Other Liabilities	31,775,526	15,478,007	16,297,519
<b>Total Liabilities</b>	<b>\$ 359,506,713</b>	<b>\$ 377,106,182</b>	<b>\$ (17,599,469)</b>
 <u>DEFERRED INFLOWS OF RESOURCES:</u>			
Deferred Inflows of Resources	<b>\$ 62,013,646</b>	<b>\$ 31,591,924</b>	<b>\$ 30,421,722</b>
 <u>NET POSITION:</u>			
Net Investment in Capital Assets	\$ 97,077,812	\$ 96,991,141	\$ 86,671
<u>Restricted For,</u>			
Employment Retirement System	7,189,708	7,106,551	83,157
Reserve for Tax Certiorari	3,126,200	2,843,886	282,314
Capital Reserve	5,080,243	5,021,116	59,127
Other Purposes	6,119,483	5,222,403	897,080
Unrestricted	(258,524,008)	(250,311,072)	(8,212,936)
<b>Total Net Position</b>	<b>\$ (139,930,562)</b>	<b>\$ (133,125,975)</b>	<b>\$ (6,804,587)</b>

The District's financial position is the product of many factors.

By far, the largest component of the School District's net position reflects its investment in capital assets, less any related debt used to acquire those assets that is still outstanding. The School District uses these capital assets to provide services to the students and consequently, these assets are not available for future spending. Although the School District's investment in its capital assets is reported net of related debt, it should be noted that the resources needed to repay this debt must be provided from other sources, since the capital assets themselves cannot be used to liquidate these liabilities.

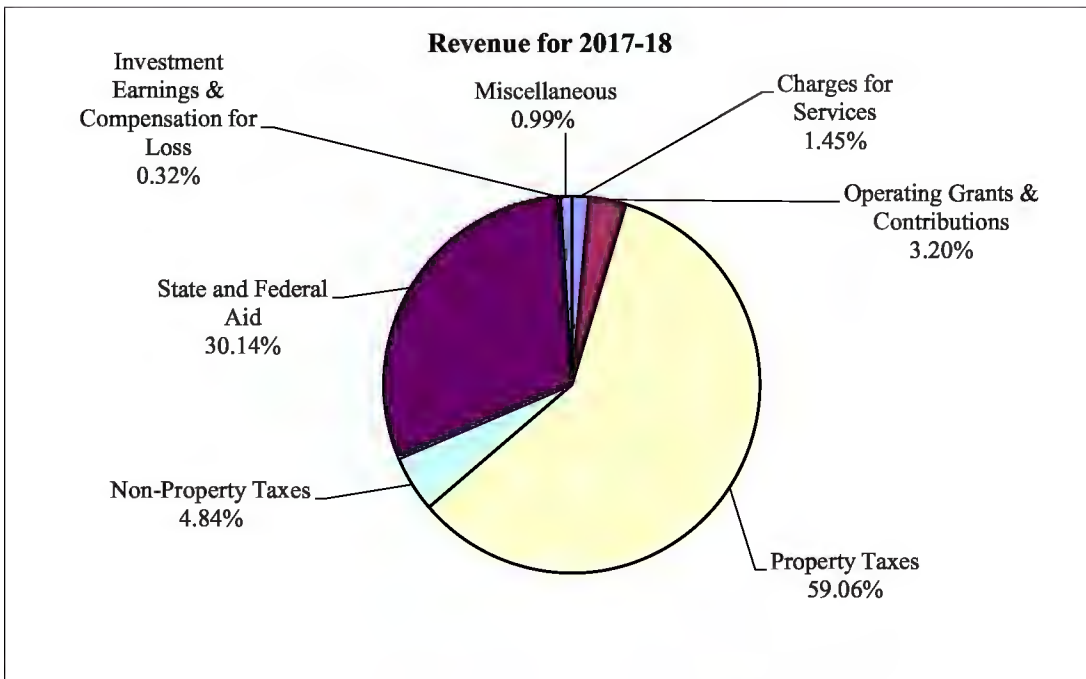
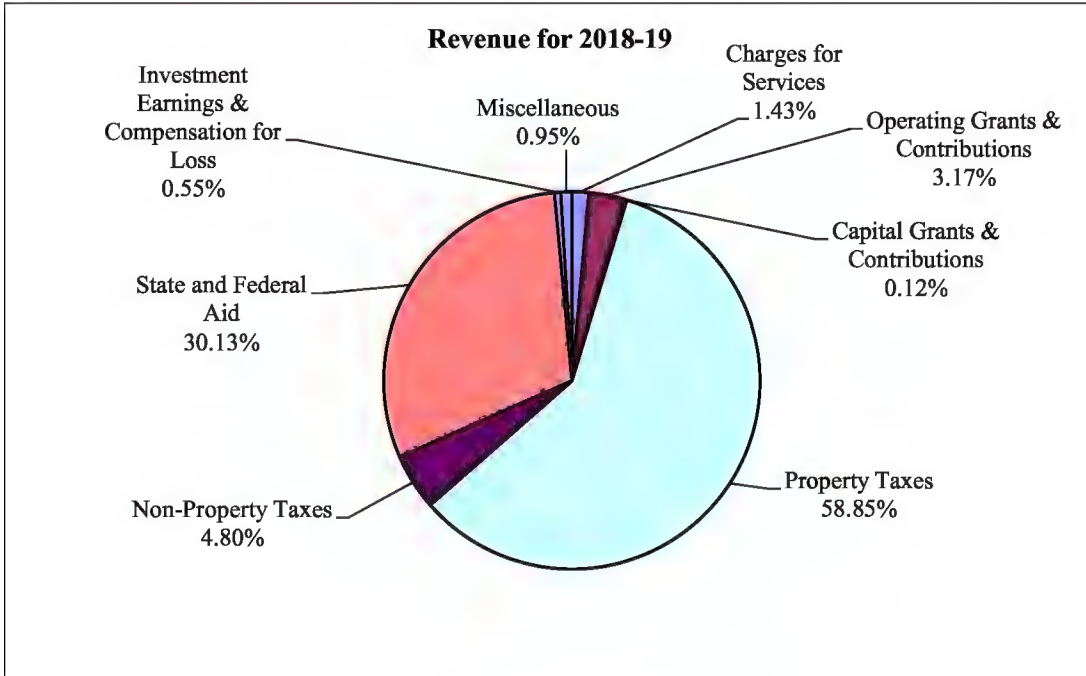
Restricted net position consists of Employment Retirement System, Reserve for Tax Certiorari, Capital Reserve, and Other Purposes. The remaining balance of unrestricted net position is deficit of \$258,524,008.

### **Changes in Net Position**

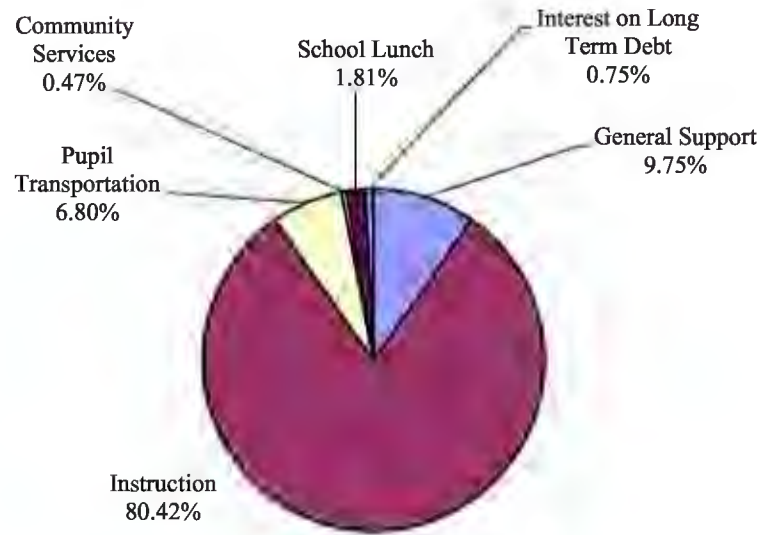
The District's total revenue increased 3% to \$178,606,270. State and federal aid 30% and property taxes 59% accounted for most of the District's revenue. The remaining 11% of the revenue comes from operating grants and contributions, capital grants and contributions, charges for services, non property taxes, investment earnings, compensation for loss, and miscellaneous revenues.

The total cost of all the programs and services decreased 2% to \$185,410,857. The District's expenses are predominately related to education and caring for the students (Instruction) 80%. General support which included expenses associated with the operation, maintenance and administration of the District accounted for 10% of the total costs. See table below:

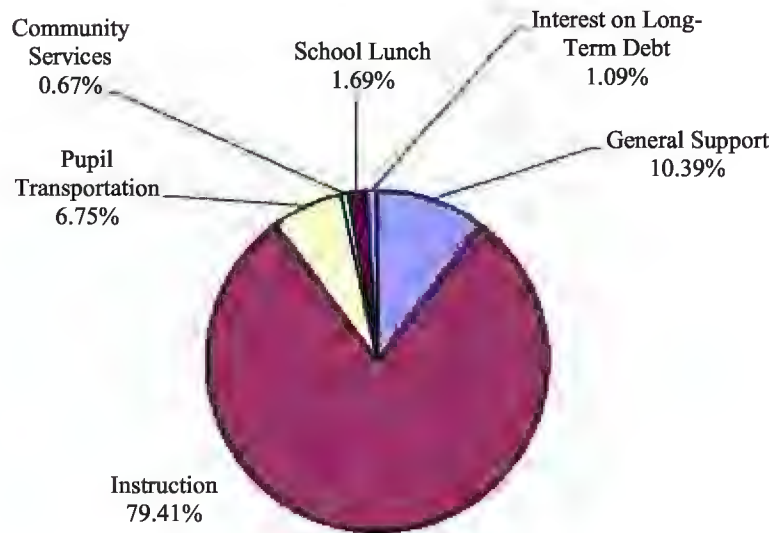
	<b>Governmental Activities</b>		<b>Total</b>
	<b><u>2019</u></b>	<b><u>2018</u></b>	<b><u>Variance</u></b>
<b><u>REVENUES:</u></b>			
<b><u>Program -</u></b>			
Charges for Service	\$ 2,560,954	\$ 2,502,679	\$ 58,275
Operating Grants & Contributions	5,659,610	5,536,079	123,531
Capital Grants & Contributions	209,088	-	209,088
<b>Total Program</b>	<b>\$ 8,429,652</b>	<b>\$ 8,038,758</b>	<b>\$ 390,894</b>
<b><u>General -</u></b>			
Property Taxes	\$ 105,113,705	\$ 102,033,136	\$ 3,080,569
Non Property Taxes	8,573,607	8,365,630	207,977
State and Federal Aid	53,822,662	52,062,154	1,760,508
Investment Earnings	791,816	514,967	276,849
Compensation for Loss	197,443	35,986	161,457
Miscellaneous	1,677,385	1,711,429	(34,044)
<b>Total General</b>	<b>\$ 170,176,618</b>	<b>\$ 164,723,302</b>	<b>\$ 5,453,316</b>
<b>TOTAL REVENUES</b>	<b>\$ 178,606,270</b>	<b>\$ 172,762,060</b>	<b>\$ 5,844,210</b>
<b><u>EXPENSES:</u></b>			
General Support	\$ 18,080,563	\$ 19,670,421	\$ (1,589,858)
Instruction	149,100,742	150,394,529	(1,293,787)
Pupil Transportation	12,601,678	12,790,140	(188,462)
Community Services	866,366	1,268,069	(401,703)
School Lunch	3,355,628	3,194,642	160,986
Interest	1,405,880	2,081,797	(675,917)
<b>TOTAL EXPENSES</b>	<b>\$ 185,410,857</b>	<b>\$ 189,399,598</b>	<b>\$ (3,988,741)</b>
<b>INCREASE IN NET POSITION</b>	<b>\$ (6,804,587)</b>	<b>\$ (16,637,538)</b>	
<b>NET POSITION, BEGINNING OF YEAR</b>	<b>(133,125,975)</b>	<b>(116,488,437)</b>	
<b>NET POSITION, END OF YEAR</b>	<b>\$ (139,930,562)</b>	<b>\$ (133,125,975)</b>	



### Expenditures for 2018-19



### Expenditures for 2017-18



### **Financial Analysis of the School District's Funds**

The financial performance of the District as a whole is reflected in its governmental funds. As the District completed the year, its governmental funds reported combined fund balances of \$19,872,531 which is less than last year's ending fund balance of \$26,547,828.

The General Fund is the chief operating fund of the District. At the end of the current year, the total fund balance of the General Fund was \$31,107,511. Fund balance for the General Fund increased by \$1,313,813 compared with the prior year. See table below:

<b><u>General Fund Balances:</u></b>	<b><u>2019</u></b>	<b><u>2018</u></b>	<b><u>Total Variance</u></b>
Nonspendable	\$ -	\$ 72,626	\$ (72,626)
Restricted	18,909,388	18,275,277	634,111
Assigned	6,058,586	5,990,501	68,085
Unassigned	6,139,537	5,455,294	684,243
<b>Total General Fund Balances</b>	<b><u>\$ 31,107,511</u></b>	<b><u>\$ 29,793,698</u></b>	<b><u>\$ 1,313,813</u></b>

The District appropriated funds from the following reserves for the 2019-20 budget:

	<b><u>Total</u></b>
Retirement Contribution	\$ 2,042,499
<b>Total</b>	<b><u>\$ 2,042,499</u></b>

### **General Fund Budgetary Highlights**

The difference between the original budget and the final amended budget was \$490,501. This change is attributable to carryover encumbrances of \$490,501 from the 2017-18 school year.

The key factors for budget variances in the general fund are listed below along with explanations for each.

<b>Expenditure Items:</b>	<b>Budget Variance Original Vs. Amended</b>	<b>Explanation for Budget Variance</b>
Instruction, Administration and Improvement	\$1,840,637	District realigned budget codes for new reporting requirements
Teaching-Regular School	(\$2,556,660)	District realigned budget codes for new reporting requirements
Instructional Media	\$1,209,031	District realigned budget codes for new reporting requirements

	<b>Budget Variance Amended Vs. Actual</b>	
<b>Revenue Items:</b>		<b>Explanation for Budget Variance</b>
Non-Property Taxes	\$1,762,623	Larger than expected sales tax receipts
Miscellaneous	\$1,104,715	Conservative budgeting of BOCES refund

### **Capital Asset and Debt Administration**

#### **Capital Assets**

By the end of the 2018-19 fiscal year, the District had invested \$153,431,023 in a broad range of capital assets, including land, work in progress, buildings and improvements, and machinery and equipment. The change in capital assets, net of accumulated depreciation, is reflected below:

	<u><b>2019</b></u>	<u><b>2018</b></u>
Land	\$ 2,147,912	\$ 2,147,912
Work in Progress	18,769,736	9,996,132
Buildings and Improvements	124,010,039	131,364,856
Machinery and Equipment	8,503,336	8,441,573
<b>Total Capital Assets</b>	<u><b>\$ 153,431,023</b></u>	<u><b>\$ 151,950,473</b></u>

More detailed information can be found in the notes to the financial statements.

#### **Long-Term Debt**

At year end, the District had \$327,731,187 in general obligation bonds and other long-term debt outstanding as follows:

	<u><b>Type</b></u>	<u><b>2019</b></u>	<u><b>2018</b></u>
Serial Bonds		\$ 40,445,000	\$ 47,421,000
OPEB		281,607,856	308,752,376
Net Pension Liability		3,945,598	1,847,921
Compensated Absences		1,732,733	3,606,878
<b>Total Long-Term Obligations</b>		<u><b>\$ 327,731,187</b></u>	<u><b>\$ 361,628,175</b></u>

More detailed information can be found in the notes to the financial statements.



### **Factors Bearing on the District's Future**

For the 2019-20 fiscal year, the District was able to stay at the tax levy limit while receiving the minimal increase allowable for state aid. A decrease in costs related to the Teachers' Retirement System was a surprise for the upcoming fiscal year which allowed budgetary increases to be smaller than anticipated during our five year forecasting. The District is expecting stable to lower rates in the near future considering stock market gains have been strong. The District will need to keep an eye on this to see if this will be a trend in the next two to three years as an unexpected cost to the budget. It will continue to be difficult to predict any future state aid increases in conjunction with the foundation aid formula. Webster is currently underfunded by 8.2 million dollars a year as the formula has never fully been implemented. The District continues to maximize their state aid through smart spending and expense based revenues being implemented efficiently. Healthcare costs for both actives and retirees continue to outpace standard inflation but should come down as the RASHP (Rochester Areas School Health Plan) consortium is self-funded and no longer paying the mandated ACA employer taxes. The District is currently projecting to have more active retirees than active employees enrolled in healthcare plans for fiscal 2020. With the passing of the latest project vote in December 2018, the District will be able to maintain a steady debt service into the future. Based on long range planning, the District has a significant amount of debt coming off the books in the next five years. This project will replace that debt and help the District maintain a stable debt service and consistent tax levy limit that is dependent on capital expenditures. Unfunded mandates continue to mount for the District, such as, Child Victims Act, mandated healthcare additions to all plans, mandatory trainings, and time consuming reporting efforts to the state.

### **Contacting the School District's Financial Management**

This financial report is designed to provide the District's citizens, taxpayers, customers, investors, and creditors with a general overview of the District's finances and to demonstrate the District's accountability for the money it receives. Questions concerning any of the information provided in this report or requests for additional information should be addressed to the following:

Webster Central School District  
Attn: Brian Freeman  
Business Office  
119 South Avenue  
Webster, NY 14580

**WEBSTER CENTRAL SCHOOL DISTRICT, NEW YORK**

**Statement of Net Position**

**June 30, 2019**

	<b><u>Governmental Activities</u></b>
<b>ASSETS</b>	
Cash and cash equivalents	\$ 41,456,192
Accounts receivable	9,987,684
Inventories	67,633
Net pension asset	7,147,171
<b>Capital Assets:</b>	
Land	2,147,912
Work in progress	18,769,736
Other capital assets (net of depreciation)	132,513,375
<b>TOTAL ASSETS</b>	<b><u>\$ 212,089,703</u></b>
 <b>DEFERRED OUTFLOWS OF RESOURCES</b>	
Deferred outflows of resources	<b><u>\$ 69,500,094</u></b>
 <b>LIABILITIES</b>	
Accounts payable	\$ 2,942,003
Accrued liabilities	651,099
Unearned revenues	115,870
Due to other governments	27,365
Due to teachers' retirement system	7,353,594
Due to employees' retirement system	685,595
Bond anticipation notes payable	20,000,000
<b>Long-Term Obligations:</b>	
Due in one year	9,158,183
Due in more than one year	318,573,004
<b>TOTAL LIABILITIES</b>	<b><u>\$ 359,506,713</u></b>
 <b>DEFERRED INFLOWS OF RESOURCES</b>	
Deferred inflows of resources	<b><u>\$ 62,013,646</u></b>
 <b>NET POSITION</b>	
Net investment in capital assets	\$ 97,077,812
<b>Restricted For:</b>	
Reserve for employee retirement system	7,189,708
Reserve for tax certiorari	3,126,200
Capital reserves	5,080,243
Other purposes	6,119,483
Unrestricted	(258,524,008)
<b>TOTAL NET POSITION</b>	<b><u><u>\$ (139,930,562)</u></u></b>

(See accompanying notes to financial statements)

**WEBSTER CENTRAL SCHOOL DISTRICT, NEW YORK**

**Statement of Activities**

**For Year Ended June 30, 2019**

<u><b>Functions/Programs</b></u>	<u><b>Expenses</b></u>	<u><b>Program Revenues</b></u>			<b>Net (Expense)</b>
		<u><b>Charges for</b></u>	<u><b>Operating</b></u>	<u><b>Capital</b></u>	<b>Revenue and</b>
		<u><b>Services</b></u>	<u><b>Grants and</b></u>	<u><b>Grants and</b></u>	<b>Changes in</b>
			<u><b>Contributions</b></u>	<u><b>Contributions</b></u>	<b>Net Position</b>
					<u><b>Governmental</b></u>
					<u><b>Activities</b></u>
<b><u>Primary Government -</u></b>					
General support	\$ 18,080,563	\$ -	\$ -	\$ -	\$ (18,080,563)
Instruction	149,100,742	948,686	4,447,658	209,088	(143,495,310)
Pupil transportation	12,601,678	-	-	-	(12,601,678)
Community services	866,366	-	-	-	(866,366)
School lunch	3,355,628	1,612,268	1,211,952	-	(531,408)
Interest	1,405,880	-	-	-	(1,405,880)
<b>Total Primary Government</b>	<b>\$ 185,410,857</b>	<b>\$ 2,560,954</b>	<b>\$ 5,659,610</b>	<b>\$ 209,088</b>	<b>\$ (176,981,205)</b>
<b>General Revenues:</b>					
Property taxes					\$ 105,113,705
Non property taxes					8,573,607
State and federal aid					53,822,662
Investment earnings					791,816
Compensation for loss					197,443
Miscellaneous					1,677,385
<b>Total General Revenues</b>					<b>\$ 170,176,618</b>
Changes in Net Position					\$ (6,804,587)
<b>Net Position, Beginning of Year</b>					<b>(133,125,975)</b>
<b>Net Position, End of Year</b>					<b>\$ (139,930,562)</b>

(See accompanying notes to financial statements)

**WEBSTER CENTRAL SCHOOL DISTRICT, NEW YORK**

**Balance Sheet**

**Governmental Funds**

**June 30, 2019**

	<b>General Fund</b>	<b>Capital Projects Fund</b>	<b>Nonmajor Governmental Funds</b>	<b>Total Governmental Funds</b>
<b>ASSETS</b>				
Cash and cash equivalents	\$ 42,147,510	(882,670)	\$ 191,352	\$ 41,456,192
Receivables	7,672,087	951,903	1,363,694	9,987,684
Inventories	-	-	67,633	67,633
Due from other funds	974,575	6,813,244	2,289,636	10,077,455
<b>TOTAL ASSETS</b>	<b>\$ 50,794,172</b>	<b>\$ 6,882,477</b>	<b>\$ 3,912,315</b>	<b>\$ 61,588,964</b>
<b>LIABILITIES AND FUND BALANCES</b>				
<b><u>Liabilities</u> -</b>				
Accounts payable	\$ 2,114,903	\$ 785,071	\$ 42,029	\$ 2,942,003
Accrued liabilities	406,722	-	107,829	514,551
Notes payable - bond anticipation notes	-	20,000,000	-	20,000,000
Due to other funds	9,099,738	3,142	974,575	10,077,455
Due to other governments	26,109	-	1,256	27,365
Due to TRS	7,353,594	-	-	7,353,594
Due to ERS	685,595	-	-	685,595
Unearned revenue	-	-	115,870	115,870
<b>TOTAL LIABILITIES</b>	<b>\$ 19,686,661</b>	<b>\$ 20,788,213</b>	<b>\$ 1,241,559</b>	<b>\$ 41,716,433</b>
<b><u>Fund Balances</u> -</b>				
Nonspendable	\$ -	\$ -	\$ 67,633	\$ 67,633
Restricted	18,909,388	566,828	2,106,246	21,582,462
Assigned	6,058,586	-	496,877	6,555,463
Unassigned	6,139,537	(14,472,564)	-	(8,333,027)
<b>TOTAL FUND BALANCE</b>	<b>\$ 31,107,511</b>	<b>\$ (13,905,736)</b>	<b>\$ 2,670,756</b>	<b>\$ 19,872,531</b>
<b>TOTAL LIABILITIES AND FUND BALANCES</b>	<b>\$ 50,794,172</b>	<b>\$ 6,882,477</b>	<b>\$ 3,912,315</b>	

**Amounts reported for governmental activities in the  
Statement of Net Position are different because:**

Capital assets used in governmental activities are not financial resources and therefore are not reported in the funds.	153,431,023
Interest is accrued on outstanding bonds in the statement of net position but not in the funds.	(136,548)
The following long-term obligations are not due and payable in the current period and therefore are not reported in the governmental funds:	
Serial bonds payable	(40,445,000)
OPEB	(281,607,856)
Compensated absences	(1,732,733)
Net pension asset	7,147,171
Deferred outflow - pension	40,591,280
Deferred outflow - OPEB	28,908,814
Net pension liability	(3,945,598)
Deferred inflow - advanced refunding	(1,502,475)
Deferred inflow - pension	(10,702,821)
Deferred inflow - OPEB	(49,808,350)
<b>Net Position of Governmental Activities</b>	<b>\$ (139,930,562)</b>

**WEBSTER CENTRAL SCHOOL DISTRICT, NEW YORK**  
**Statement of Revenues, Expenditures and Changes in Fund Balances**  
**Governmental Funds**  
**For Year Ended June 30, 2019**

	<b>General Fund</b>	<b>Capital Projects Fund</b>	<b>Nonmajor Governmental Funds</b>	<b>Total Governmental Funds</b>
<b>REVENUES</b>				
Real property taxes and tax items	\$ 105,113,705	\$ -	\$ -	\$ 105,113,705
Non-property taxes	8,573,607	-	-	8,573,607
Charges for services	948,686	-	-	948,686
Use of money and property	745,465	-	22,614	768,079
Sale of property and compensation for loss	79,883	117,560	-	197,443
Miscellaneous	1,405,243	-	424,344	1,829,587
State sources	53,518,571	209,088	1,359,730	55,087,389
Federal sources	304,091	-	4,004,961	4,309,052
Sales	-	-	1,612,268	1,612,268
Premium on obligations issued	-	-	166,454	166,454
<b>TOTAL REVENUES</b>	<b>\$ 170,689,251</b>	<b>\$ 326,648</b>	<b>\$ 7,590,371</b>	<b>\$ 178,606,270</b>
<b>EXPENDITURES</b>				
General support	\$ 15,178,771	\$ -	\$ -	\$ 15,178,771
Instruction	92,469,192	-	4,250,132	96,719,324
Pupil transportation	7,666,352	1,667,560	194,568	9,528,480
Community services	799,611	-	57,553	857,164
Employee benefits	42,091,347	-	603,191	42,694,538
Debt service - principal	8,526,000	-	-	8,526,000
Debt service - interest	1,759,400	-	-	1,759,400
Cost of sales	-	-	1,391,096	1,391,096
Other expenses	-	-	1,194,102	1,194,102
Capital outlay	-	8,982,692	-	8,982,692
<b>TOTAL EXPENDITURES</b>	<b>\$ 168,490,673</b>	<b>\$ 10,650,252</b>	<b>\$ 7,690,642</b>	<b>\$ 186,831,567</b>
<b>EXCESS (DEFICIENCY) OF REVENUES OVER EXPENDITURES</b>	<b>\$ 2,198,578</b>	<b>\$ (10,323,604)</b>	<b>\$ (100,271)</b>	<b>\$ (8,225,297)</b>
<b>OTHER FINANCING SOURCES (USES)</b>				
Transfers - in	\$ -	\$ 600,000	\$ 284,765	\$ 884,765
Transfers - out	(884,765)	-	-	(884,765)
Proceeds from obligations	-	1,550,000	-	1,550,000
<b>TOTAL OTHER FINANCING SOURCES (USES)</b>	<b>\$ (884,765)</b>	<b>\$ 2,150,000</b>	<b>\$ 284,765</b>	<b>\$ 1,550,000</b>
<b>NET CHANGE IN FUND BALANCE</b>	<b>\$ 1,313,813</b>	<b>\$ (8,173,604)</b>	<b>\$ 184,494</b>	<b>\$ (6,675,297)</b>
<b>FUND BALANCE, BEGINNING OF YEAR</b>	<b>29,793,698</b>	<b>(5,732,132)</b>	<b>2,486,262</b>	<b>26,547,828</b>
<b>FUND BALANCE, END OF YEAR</b>	<b>\$ 31,107,511</b>	<b>\$ (13,905,736)</b>	<b>\$ 2,670,756</b>	<b>\$ 19,872,531</b>

(See accompanying notes to financial statements)

**WEBSTER CENTRAL SCHOOL DISTRICT, NEW YORK**  
**Reconciliation of Governmental Funds Statement of Revenues, Expenditures, and Changes in**  
**Fund Balances of Governmental Funds to Statement of Activities**  
**For Year Ended June 30, 2019**

**NET CHANGE IN FUND BALANCES -**

**TOTAL GOVERNMENTAL FUNDS** **\$ (6,675,297)**

Amounts reported for governmental activities in the Statement of Activities are different because:

Governmental funds report capital outlays as expenditures. However, in the Statement of Activities the cost of those assets is allocated over their estimated useful lives and reported as depreciation expense. The following are the amounts by which capital outlays and additions of assets in excess depreciation in the current period:

Capital Outlay	\$ 8,773,604	
Additions to Assets, Net	1,689,393	
Depreciation	<u>(8,982,447)</u>	
		1,480,550

Bond proceeds provide current financial resources to governmental funds, but issuing debt increases long-term obligations in the Statement of Net Position. Repayment of bond principal is an expenditure in the governmental funds, but the repayment reduces long-term obligations in the Statement of Net Position. The following details these items as they effect the governmental activities:

Debt Repayments	\$ 8,526,000	
Proceeds from Bond Issuance	<u>(1,550,000)</u>	
		6,976,000

In the Statement of Activities, interest is accrued on outstanding bonds, whereas in governmental funds, an interest expenditure is reported when due.	49,795
--	--------

The net OPEB liability does not require the use of current financial resources and, therefore, is not reported as an expenditure in the governmental funds.	(11,977,402)
---	--------------

(Increase) decrease in proportionate share of net pension asset/liability reported in the Statement of Activities do not provide for or require the use of current financial resources and therefore are not reported as revenues or expenditures in the governmental funds

Teachers' Retirement System		1,555,278
Employees' Retirement System		(391,381)

Portion of deferred (inflow) / outflow recognized in long term debt	303,725
---	---------

In the Statement of Activities, vacation pay, teachers' retirement incentive and judgments and claims are measured by the amount accrued during the year. In the governmental funds, expenditures for these items are measured by the amount actually paid. The following provides the differences of these items as presented in the governmental activities:

Compensated Absences		<u>1,874,145</u>
----------------------	--	------------------

**CHANGE IN NET POSITION OF GOVERNMENTAL ACTIVITIES**

**\$ (6,804,587)**

**WEBSTER CENTRAL SCHOOL DISTRICT, NEW YORK**  
**Statement of Fiduciary Net Position**  
**June 30, 2019**

	<b>Private Purpose Trust</b>	<b>Agency Funds</b>
<b>ASSETS</b>		
Cash and cash equivalents	\$ 292,889	\$ 1,307,199
Investments	-	135
Receivable from general fund	-	902,535
Prepaid expense	-	87,058
<b>TOTAL ASSETS</b>	<b><u>\$ 292,889</u></b>	<b><u>\$ 2,296,927</u></b>
<b>LIABILITIES</b>		
Extraclassroom activity balances	\$ -	\$ 526,549
Other liabilities	-	1,770,378
<b>TOTAL LIABILITIES</b>	<b><u>\$ -</u></b>	<b><u>\$ 2,296,927</u></b>
<b>NET POSITION</b>		
Restricted for scholarships	\$ 292,889	
<b>TOTAL NET POSITION</b>	<b><u>\$ 292,889</u></b>	

**Statement of Changes in Fiduciary Net Position**  
**For Year Ended June 30, 2019**

	<b>Private Purpose Trust</b>
<b>ADDITIONS</b>	
Contributions	\$ 2,250
Investment earnings	4,812
<b>TOTAL ADDITIONS</b>	<b><u>\$ 7,062</u></b>
<b>DEDUCTIONS</b>	
Other expenses	\$ 36,874
<b>TOTAL DEDUCTIONS</b>	<b><u>\$ 36,874</u></b>
<b>CHANGE IN NET POSITION</b>	<b>\$ (29,812)</b>
<b>NET POSITION, BEGINNING OF YEAR</b>	<b><u>322,701</u></b>
<b>NET POSITION, END OF YEAR</b>	<b><u>\$ 292,889</u></b>

(See accompanying notes to financial statements)

# WEBSTER CENTRAL SCHOOL DISTRICT, NEW YORK

## Notes To The Basic Financial Statements

June 30, 2019

### **I. Summary of Significant Accounting Policies**

The financial statements of the Webster Central School District, New York (the District) have been prepared in conformity with generally accepted accounting principles (GAAP) as applied to government units. The Governmental Accounting Standards Board (GASB) is the accepted standard setting body for establishing governmental accounting and financial reporting principles. The more significant of the District's accounting policies are described below.

#### **A. Reporting Entity**

The Webster Central School District is governed by the laws of New York State. The District is an independent entity governed by an elected Board of Education consisting of seven members. The President of the Board serves as the chief fiscal officer and the Superintendent is the chief executive officer. The Board is responsible for, and controls all activities related to public school education within the District. Board members have authority to make decisions, power to appoint management, and primary accountability for all fiscal matters.

The reporting entity of the District is based upon criteria set forth by GASB Statement 14, *The Financial Reporting Entity*, as amended by GASB Statement 39, *Component Units* and GASB Statement No. 61, *The Financial reporting Entity*. The financial reporting entity consists of the primary government, organizations for which the primary government is financially accountable and other organizations for which the nature and significance of their relationship with the primary government are such that exclusion would cause the reporting entity's financial statements to be misleading or incomplete.

The District is not a component unit of another reporting entity. The decision to include a potential component unit in the District's reporting entity is based on several criteria including legal standing, fiscal dependency, and financial accountability. Based on the application of these criteria, the following is a brief review of certain entities included in the District's reporting entity.

#### **1. Extraclassroom Activity Funds**

The extraclassroom activity funds of the District represent funds of the students of the District. The Board of Education exercises general oversight of these funds. The extraclassroom activity funds are independent of the District with respect to its financial transactions, and the designation of student management. Separate audited financial statements (cash basis) of the extraclassroom activity funds can be found at the District's business office. The District accounts for assets held as an agency for various student organizations in an agency fund.



**(I.) (Continued)**

**B. Joint Venture**

The District is a component of the First Supervisory District of Monroe County Board of Cooperative Educational Services (BOCES). The BOCES is a voluntary, cooperative association of school districts in a geographic area that shares planning, services, and programs which provide educational and support activities. There is no authority or process by which a school district can terminate its status as a BOCES component.

BOCES are organized under §1950 of the New York State Education Law. A BOCES Board is considered a corporate body. Members of a BOCES Board are nominated and elected by their component member boards in accordance with provisions of §1950 of the New York State Education Law. All BOCES property is held by the BOCES Board as a corporation (§1950(6)). In addition, BOCES Boards also are considered municipal corporations to permit them to contract with other municipalities on a cooperative basis under §119-n(a) of the New York State General Municipal Law.

A BOCES' budget is comprised of separate budgets for administrative, program, and capital costs. Each component school district's share of administrative and capital cost is determined by resident public school district enrollment as defined in Education Law, Section 1950(4)(b)(7). In addition, component districts pay tuition or a service fee for programs in which its students participate.

During the year, the District was billed \$17,727,764 for BOCES administrative and program costs.

The District's share of BOCES aid amounted to \$6,305,214.

Financial statements for the BOCES are available from the BOCES administrative office.

**C. Basis of Presentation**

**1. Districtwide Statements**

The Statement of Net Position and the Statement of Activities present financial information about the District's governmental activities. These statements include the financial activities of the overall government in its entirety, except those that are fiduciary. Eliminations have been made to minimize the double counting of internal transactions. Governmental activities generally are financed through taxes, state aid, intergovernmental revenues, and other exchange and non-exchange transactions. Operating grants include operating-specific and discretionary (either operating or capital) grants, while the capital grants column reflects capital specific grants.

The Statement of Activities presents a comparison between program expenses and revenues for each function of the District's governmental activities. Direct expenses are those that are specifically associated with and are clearly identifiable to a particular function. Indirect expenses, principally employee benefits, are allocated to functional areas in proportion to the payroll expended for those areas. Program revenues include charges paid by the recipients of goods or services offered by the programs, and grants and contributions that are restricted to meeting the operational or capital requirements of a particular program. Revenues that are not classified as program revenues, including all taxes, are presented as general revenues.

2. **Fund Statements**

The fund statements provide information about the District's funds, including fiduciary funds. Separate statements for each fund category (governmental and fiduciary) are presented. The emphasis of fund financial statements is on major governmental funds, each displayed in a separate column. All remaining governmental funds are aggregated and reported as nonmajor funds.

The District reports the following governmental funds:

a. **Major Governmental Funds**

**General Fund** - This is the District's primary operating fund. It accounts for all financial transactions that are not required to be accounted for in another fund.

**Capital Projects Fund** - Used to account for the acquisition construction or major repair of capital facilities.

b. **Nonmajor Governmental** - The other funds which are not considered major are aggregated and reported as nonmajor governmental funds as follows:

**Debt Service Fund** - This fund accounts for the accumulation of resources and the payment of principal and interest on long-term obligations for governmental activities.

**Special Aid Fund** - This fund accounts for the proceeds of specific revenue sources, such as federal and state grants, that are legally restricted to expenditures for specified purposes. These legal restrictions may be imposed either by governments that provide the funds, or by outside parties.

**School Lunch Fund** - Used to account for transactions of the District's lunch, breakfast and milk programs.

c. **Fiduciary** - Fiduciary activities are those in which the District acts as trustee or agent for resources that belong to others. These activities are not included in the District-wide financial statements, because their resources do not belong to the District, and are not available to be used. There are two classes of fiduciary funds:

**Private Purpose Trust Funds** - These funds are used to account for trust arrangements in which principal and income benefit annual third party awards and scholarships for students. Established criteria govern the use of the funds and members of the District or representatives of the donors may serve on committees to determine who benefits.

**Agency Funds** - These funds are strictly custodial in nature and do not involve the measurement of results of operations. Assets are held by the District as agent for various student groups or extraclassroom activity funds and for payroll or employee withholding.

**(I.) (Continued)**

**D. Measurement Focus and Basis of Accounting**

Accounting and financial reporting treatment is determined by the applicable measurement focus and basis of accounting. Measurement focus indicates the type of resources being measured such as current financial resources or economic resources. The basis of accounting indicates the timing of transactions or events for recognition in the financial statements.

The District-Wide and fiduciary fund financial statements are reported using the economic resources measurement focus and the accrual basis of accounting. Revenues are recorded when earned and expenses are recorded at the time liabilities are incurred, regardless of when the related cash transaction takes place. Nonexchange transactions, in which the District gives or receives value without directly receiving or giving equal value in exchange, include property taxes, grants and donations. On an accrual basis revenue from property taxes is recognized in the fiscal year for which the taxes are levied. Revenue from grants and donations is recognized in the fiscal year in which all eligibility requirements have been satisfied.

The fund financial statements are reported using the current financial resources measurement focus and the modified accrual basis of accounting. Under this method, revenues are recognized when measurable and available. The District considers all revenues reported in the governmental funds to be available if the revenues are collected within one year after the end of the fiscal year.

Expenditures are recorded when the related fund liability is incurred, except for principal and interest on general long-term debt, claims and judgments, and compensated absences, which are recognized as expenditures to the extent they have matured. General capital asset acquisitions are reported as expenditures in governmental funds. Proceeds of general long-term debt and acquisitions under capital leases are reported as other financing sources.

**E. Property Taxes**

Real property taxes are levied annually by the Board of Education no later than September 1, and became a lien on August 14, 2018. Taxes were collected during the period September 1, through October 31, 2018.

Uncollected real property taxes are subsequently enforced by the County of Monroe, in which the District is located. An amount representing uncollected real property taxes transmitted to the Counties for enforcement is paid by the Counties to the District no later than the forthcoming April 1.

**F. Restricted Resources**

When an expense is incurred for purposes for which both restricted and unrestricted net position are available, the District's policy concerning which to apply first varies with the intended use, and with associated legal requirements, many of which are described elsewhere in these notes.

**( I.) (Continued)**

**G. Interfund Transactions**

The operations of the District include transactions between funds. These transactions may be temporary in nature, such as with interfund borrowing. The District typically loans resources between funds for the purpose of providing cash flow. These interfund receivables and payables are expected to be repaid within one year. Permanent transfers of funds include the transfer of expenditures and revenues to provide financing or other services.

In the District-wide statements, the amounts reported on the Statement of Net Position for interfund receivables and payables represent amounts due between different fund types (governmental activities and fiduciary funds). Eliminations have been made for all interfund receivables and payables between the funds.

The governmental funds report all interfund transactions as originally recorded. Interfund receivables and payables may be netted on the accompanying governmental funds balance sheet when it is the District's practice to settle these amounts at a net balance based upon the right of legal offset.

Refer to Note V for a detailed disclosure by individual fund for interfund receivables, payables, expenditures, and revenues activity.

**H. Estimates**

The preparation of financial statements in conformity with accounting principles generally accepted in the United States of America requires management to make estimates and assumptions that affect the reported amount of assets, deferred outflows of resources, liabilities, and deferred inflows of resources and disclosure of contingent assets and liabilities at the date of the financial statements and the reported revenues and expenses/expenditures during the reporting period. Actual results could differ from those estimates. Estimates and assumptions are made in a variety of areas, including computation of encumbrances, compensated absences, potential contingent liabilities and useful lives of long-lived assets.

**I. Cash and Cash Equivalents**

The District's cash and cash equivalents consist of cash on hand, demand deposits, and short-term investments with original maturities of three months or less from the date of acquisition.

New York State Law governs the District's investment policies. Resources must be deposited in FDIC-insured commercial banks or trust companies located within the State. Permissible investments include obligations of the United States Treasury, United States Agencies, repurchase agreements and obligations of New York State or its localities.

Collateral is required for demand and time deposits and certificates of deposit not covered by FDIC insurance. Obligations that may be pledged as collateral are obligations of the United States and its agencies and obligations of the State and its municipalities and Districts.

**( I.) (Continued)**

**J.     Receivables**

Receivables are shown net of an allowance for uncollectible accounts, when applicable.

**K.     Inventory and Prepaid Items**

Inventories of food and/or supplies for school lunch are recorded at cost on a first-in, first-out basis or, in the case of surplus food, at stated value which approximates market. Purchases of inventoriable items in other funds are recorded as expenditures at the time of purchase, and are considered immaterial in amount.

Prepaid items represent payments made by the District for which benefits extend beyond year end. These payments to vendors reflect costs applicable to future accounting periods and are recorded as prepaid items in both the District-wide and fund financial statements. These items are reported as assets on the statement of net position or balance sheet using the consumption method. A current asset for the prepaid amounts is recorded at the time of purchase and an expense/expenditure is reported in the year the goods or services are consumed.

A non-spendable fund balance for these non-liquid assets (inventories and prepaid items) has been recognized to signify that a portion of fund balance is not available for other subsequent expenditures.

**L.     Capital Assets**

In the District-wide financial statements, capital assets are accounted for at historical cost or estimated historical cost if actual is unavailable, except for donated capital assets which are recorded at their acquisition value at the date of donation.

Depreciation of all exhaustible capital assets is recorded as an allocated expense in the Statement of Activities, with accumulated depreciation reflected in the Statement of Net Position. Depreciation is provided over the assets' estimated useful lives using the straight-line method of depreciation. A capitalization threshold of \$5,000 is used to report capital assets. The range of estimated useful lives by type of assets is as follows:

<u>Class</u>	<u>Capitalization Threshold</u>	<u>Depreciation Method</u>	<u>Estimated Useful Life</u>
Buildings	\$ 50,000	SL	15-50 Years
Machinery and Equipment	\$ 5,000	SL	5-25 Years

The investment in infrastructure type assets have not been segregated for reporting purposes since all costs associated with capital projects are consolidated and reported as additions to buildings and improvements.

**(L.) (Continued)**

**M. Unearned Revenue**

The District reports unearned revenues on its Statement of Net Position and its Balance Sheet. On the Statement of Net Position, unearned revenue arises when resources are received by the District before it has legal claim to them, as when grant monies are received prior to incurrence of qualifying expenditures. In subsequent periods, when the District has legal claim to resources, the liability for unearned revenue is removed and revenue is recognized.

**N. Deferred Outflows and Inflows of Resources**

In addition to assets, the Statement of Net Position will sometimes report a separate section for deferred outflows of resources. This separate financial statement element, *deferred outflows of resources*, represents a consumption of net position that applies to a future period and so will not be recognized as an outflow of resources (expenses/expenditure) until then. The government has four items that qualify for reporting in this category. First is the deferred charge on refunding reported in the government-wide Statement of Net Position. A deferred charge on refunding results from the difference in the carrying value of refunded debt and its reacquisition price. This amount is deferred and amortized over the shorter of the life of the refunded or refunding debt. The second item is related to pensions reported in the district-wide Statement of Net Position. This represents the effect of the net change in the District's proportion of the collective net pension asset or liability and difference during the measurement period between the District's contributions and its proportion share of total contributions to the pension systems not included in pension expense. The third item is the District contributions to the pension systems (TRS and ERS Systems) and OPEB subsequent to the measurement date. The fourth item relates to OPEB reporting in the district-wide Statement of Net Position. This represents the effect of the net change in the actual and expected experience.

In addition to liabilities, the statement of net position will sometimes report a separate section for deferred inflows of resources. This separate financial statement element, *deferred inflows of resources*, represents an acquisition of net position that applies to a future period(s) and so will not be recognized as an inflow of resources (revenue) until that time. The District has four items that qualify for reporting in this category. First arises only under a modified accrual basis of accounting and is reported as unavailable revenue-property taxes. The second item is related to pensions reported in the district-wide Statement of Net Position. This represents the effect of the net change in the District's proportion of the collective net pension liability (ERS System) and difference during the measurement periods between the District's contributions and its proportion share of total contributions to the pension systems not included in pension expense. The third item is revenues from grants received that have met all other eligibility requirements except those related to time restrictions. The fourth item is related to OPEB reported in the district-wide Statement of Net Position. This represents the effect on the net changes of assumptions or other inputs.

**O. Vested Employee Benefits**

**1. Compensated Absences**

Compensated absences consist of unpaid accumulated annual sick leave, vacation, and sabbatical time.

**(L.) (Continued)**

Sick leave eligibility and accumulation is specified in negotiated labor contracts, and in individual employment contracts. Upon retirement, resignation or death, employees may contractually receive a payment based on unused accumulated sick leave.

The District employees are granted vacation in varying amounts, based primarily on length of service and service position. Some earned benefits may be forfeited if not taken within varying time periods.

Consistent with GASB Statement 16, Accounting for Compensated Absences, the liability has been calculated using the vesting/termination method and an accrual for that liability is included in the District-wide financial statements. The compensated absences liability is calculated based on the pay rates in effect at year end.

In the funds statements only the amount of matured liabilities is accrued within the General Fund based upon expendable and available financial resources. These amounts are expensed on a pay-as-you-go basis.

**P. Other Benefits**

District employees participate in the New York State Employees' Retirement System and the New York State Teachers' Retirement System.

In addition to providing pension benefits, the District provides post-employment health coverage to retired employees in accordance with the provision of various employment contracts in effect at the time of retirement. Substantially all of the District's employees may become eligible for these benefits if they reach normal retirement age while working for the District. Health care benefits are provided through plans whose premiums are based on the benefits paid during the year. The cost of providing post-retirement benefits may be shared between the District and the retired employee. The District recognizes the cost of providing health insurance by recording its share of insurance premiums as an expenditure.

**Q. Short-Term Debt**

The District may issue Bond Anticipation Notes (BAN), in anticipation of proceeds from the subsequent sale of bonds. These notes are recorded as current liabilities of the funds that will actually receive the proceeds from the issuance of bonds. State law requires that a BAN issued for capital purposes be converted to long-term financing within five years after the original issue date.

**R. Accrued Liabilities and Long-Term Obligations**

Payables, accrued liabilities, and long-term obligations are reported in the district-wide financial statements. In the governmental funds, payables and accrued liabilities are paid in a timely manner and in full from current financial resources. Claims and judgments, other postemployment benefits payable and compensated absences that will be paid from governmental funds are reported as a liability in the funds financial statements only to the extent that they are due for payment in the current year. Bonds and other long-term obligations that will be paid from governmental funds are recognized as a liability in the fund financial statements when due.

( I.) (Continued)

Long-term obligations represent the District's future obligations or future economic outflows. The liabilities are reported as due in one year or due within more than one year in the Statement of Net Position.

S. **Equity Classifications**

1. **District-Wide Statements**

In the District-wide statements there are three classes of net position:

- a. **Net Investment in Capital Assets** - consists of net capital assets (cost less accumulated depreciation) reduced by outstanding balances of related debt obligations from the acquisition, constructions or improvements of those assets.
- b. **Restricted Net Position** - reports net position when constraints placed on the assets or deferred outflows of resources are either externally imposed by creditors (such as through debt covenants), grantors, contributors, or laws or regulations of other governments, or imposed by law through constitutional provisions or enabling legislation.

On the Statement of Net Position the following balances represent the restricted for other purposes:

	<b><u>Total</u></b>
Capital projects fund	\$ 500,000
Unemployment Costs	952,850
Teachers' Retirement Contribution	250,000
Workers' Compensation	1,015,870
Repair	58,604
Debt	2,106,246
Liability	298,424
Employee Benefit Accrued Liability	937,489
<b>Total Net Position - Restricted for Other Purposes</b>	<b><u>\$ 6,119,483</u></b>

- c. **Unrestricted Net Position** - reports the balance of net position that does not meet the definition of the above two classifications and is deemed to be available for general use by the District.

2. **Fund Statements**

In the fund basis statements, there are five classifications of fund balance:

- a. **Nonspendable Fund Balance** – Includes amounts that cannot be spent because they are either not in spendable form or legally or contractually required to be maintained intact. Nonspendable fund balance includes:



( I.) (Continued)

Inventory in School Lunch	<u>Total</u> \$ 67,633
<b>Total Nonspendable Fund Balance</b>	<b><u>\$ 67,633</u></b>

b. **Restricted Fund Balances** – Includes amounts with constraints placed on the use of resources either externally imposed by creditors, grantors, contributors, or laws or regulations of other governments; or imposed by law through constitutional provisions or enabling legislation. All encumbrances of funds other than the general fund are classified as restricted fund balance. The District has established the following restricted fund balances:

**Reserve for Debt Service** - According to General Municipal Law §6-1, the Reserve for Debt Service must be established for the purpose of retiring the outstanding obligations upon the sale of District property or capital improvement that was financed by obligations that remain outstanding at the time of the sale. Also, earnings on project monies invested together with unused proceeds are reported here.

**Capital Reserve** - According to Education Law §3651, must be used to pay the cost of any object or purpose for which bonds may be issued. The creation of a capital reserve fund requires authorization by a majority of the voters establishing the purpose of the reserve; the ultimate amount, its probable term and the source of the funds. Expenditures may be made from the reserve only for a specific purpose further authorized by the voters. The form for required legal notice for the vote on establishing and funding the reserve and the form of the proposition to be placed on the ballot are set forth in §3651 of the Education Law. The Reserve is accounted for in the General Fund under restricted fund balance. Year end balances are as follows:

<u>Name</u> <u>of Reserve</u>	<u>Maximum</u> <u>Funding</u>	<u>Total Funding</u> <u>Provided</u>	<u>Total</u> <u>Year to Date</u> <u>Balance</u>
2017 Capital Reserve	\$ 15,000,000	\$ 5,004,000	\$ 5,080,243

**Employee Benefit Accrued Liability Reserve** - According to General Municipal Law §6-p, must be used for the payment of accrued employee benefits due to an employee upon termination of the employee's service. This reserve may be established by a majority vote of the Board, and is funded by budgetary appropriations and such other reserves and funds that may be legally appropriated.

**Teachers' Retirement Reserve** – General Municipal Law §6r was amended to include a Teachers' Retirement Reserve (TRS) sub-fund. The reserve has an annual funding limit of 2% of the prior year TRS salaries and a maximum cumulative total balance of 10% of the previous years TRS salary.

(L.) (Continued)

**Liability Reserve** - According to General Municipal Law §1709(8)(c), must be used to pay for property loss and liability claims incurred. Separate funds for property loss and liability claims are required, and this reserve may not in total exceed 3% of the annual budget or \$15,000, whichever is greater.

**Retirement Contribution Reserve** - According to General Municipal Law §6-r, must be used financing retirement contributions. The reserve must be accounted for separate and apart from all other funds and a detailed report of the operation and condition of the fund must be provided to the Board.

**Repair Reserve** - According to General Municipal Law §6-d, must be used to pay the cost of repairs to capital improvements or equipment, which repairs are of a type not recurring annually. The Board of Education, without voter approval, may establish a repair reserve fund by a majority vote of its members. Voter approval is required to fund this reserve (Opinion of the New York State Comptroller 81-401). Expenditures from this reserve may be made only after a public hearing has been held, except in emergency situations. If no hearing is held, the amount expended must be repaid to the reserve fund over the next two subsequent fiscal years.

**Tax Certiorari Reserve** - According to General Municipal Law §3651.1-a, must be used to establish a reserve fund for tax certiorari claims and to expend from the fund without voter approval. The monies held in the reserve shall not exceed the amount which might reasonably be deemed necessary to meet anticipated judgments and claims arising out of tax certiorari proceedings. Any resources deposited to the reserve which are not expended for tax certiorari proceeding in the year such monies are deposited must be returned to the General Fund on or before the first day of the fourth fiscal year after deposit of these monies.

**Unemployment Insurance Reserve** - According to General Municipal Law §6-m, must be used to pay the cost of reimbursement to the State Unemployment Insurance Fund for payments made to claimants where the employer has elected to use the benefit reimbursement method. The reserve may be established by Board action and is funded by budgetary appropriations and such other funds as may be legally appropriated. Within sixty days after the end of any fiscal year, excess amounts may either be transferred to another reserve or the excess applied to the appropriations of the next succeeding fiscal year's budget. If the District elects to convert to tax (contribution) basis, excess resources in the fund over the sum sufficient to pay pending claims may be transferred to any other reserve fund.

**Workers' Compensation Reserves**- According to General Municipal Law §6-j, must be used to pay for compensation benefits and other expenses authorized by Article 2 of the Workers' Compensation Law, and for payment of expenses of administering this self-insurance program. The reserve may be established by Board action, and is funded by budgetary appropriations and such other funds as may be legally appropriated. Within sixty days after the end of any fiscal year, excess amounts may either be transferred to another reserve or the excess applied to the appropriations of the next succeeding fiscal year's budget.

(L.) (Continued)

**Encumbrances** - Encumbrance accounting, under which purchase orders, contracts and other commitments of expenditures are recorded for budgetary control purposes in order to reserve applicable appropriations, is employed as a control in preventing over-expenditure of established appropriations. Open encumbrances are reported as restricted fund balance in all funds other than the General Fund and School Lunch Fund, since they do not constitute expenditures or liabilities and will be honored through budget appropriations in the subsequent year.

Restricted fund balances include the following:

	<b><u>Total</u></b>
<b><u>General Fund -</u></b>	
Workers' Compensation	\$ 1,015,870
Capital Reserves	5,080,243
Unemployment Costs	952,850
Employees' Retirement Contribution	7,189,708
Teachers' Retirement Contribution	250,000
Tax Certiorari	3,126,200
Repair	58,604
Liability	298,424
Employee Benefit Accrued Liability	937,489
<b><u>Capital Fund -</u></b>	
Restricted Fund Balance	566,828
<b><u>Debt Service Fund -</u></b>	
Debt Service	2,106,246
<b>Total Restricted Fund Balance</b>	<b><u>\$ 21,582,462</u></b>

The District appropriated and/or budgeted \$2,042,499 from the retirement contribution reserve for the 2019-20 budget.

c. **Committed** - Includes amounts that can only be used for the specific purposes pursuant to constraints imposed by formal action of the school districts highest level of decision making authority, i.e., the Board of Education. The District has no committed fund balances as of June 30, 2019.

d. **Assigned Fund Balance** – Includes amounts that are constrained by the District's intent to be used for specific purposes, but are neither restricted nor committed. All encumbrances of the General Fund are classified as assigned fund balance. Encumbrances represent purchase commitments made by the District's purchasing agent through their authorization of a purchase order prior to year end. The District assignment is based on the functional level of expenditures.

(L.) (Continued)

Management has determined significant encumbrances for the General Fund to be \$195,000, and the Capital Projects Fund to be \$18,000. The District reports the following significant encumbrances:

**Capital Projects Fund -**

Pupil Transportation	<b><u>\$ 73,602</u></b>
----------------------	-------------------------

Assigned fund balances include the following:

	<b><u>Total</u></b>
General Fund - Encumbrances	\$ 558,586
General Fund - Appropriated for Taxes	5,500,000
School Lunch Fund - Year End Equity	267,358
Special Aid Fund - Year End Equity	229,519
<b>Total Assigned Fund Balance</b>	<b><u>\$ 6,555,463</u></b>

e. **Unassigned Fund Balance** –Includes all other general fund amounts that do not meet the definition of the above four classifications and are deemed to be available for general use by the school district and could report a surplus or deficit. In funds other than the general fund, the unassigned classification is used to report a deficit fund balance resulting from overspending for specific purposes for which amounts had been restricted or assigned.

**Unassigned Fund Balance** - NYS Real Property Tax Law 1318 limits the amount of unexpended surplus funds a school district can retain to no more than 4% of the District's budget for the general fund for the ensuing fiscal year. Nonspendable and restricted fund balance of the general fund are excluded from the 4% limitation. Amounts appropriated for the subsequent year and encumbrances are also excluded from the 4% limitation.

3. **Order of Use of Fund Balance**

The District's policy is to apply expenditures against nonspendable fund balance, restricted fund balance, committed fund balance, assigned fund balance, and unassigned fund balance at the end of the fiscal year. For all funds, nonspendable fund balances are determined first and then restricted fund balances for specific purposes are determined. Any remaining fund balance amounts for funds other than the general fund are classified as restricted fund balance. In the general fund, the remaining amounts are reported as unassigned. Assignments of fund balance cannot cause a negative unassigned fund balance.

T. **New Accounting Standards**

The District has adopted all current Statements of the Governmental Accounting Standards Board (GASB) that are applicable. At June 30, 2019, the District implemented the following new standards issued by GASB:

**( I.) (Continued)**

GASB has issued Statement 83, *Certain Asset Retirement Obligations*, which will be effective for reporting periods beginning after June 15, 2018.

GASB has issued Statement 88, *Certain Disclosures Related to Debt, including Direct Borrowing and Direct Placements*, which will be effective for reporting periods beginning after June 15, 2018.

**U. Future Changes in Accounting Standards**

GASB has issued Statement 84, *Fiduciary Activities*, which will effective for the periods beginning after December 15, 2018.

GASB has issued Statement 87, *Leases*, which will be effective for the periods beginning after December 15, 2019.

GASB has issued Statement 89, *Accounting for Interest Cost Incurred before the End of a Construction Period*, which will be effective for reporting periods beginning after December 15, 2019.

GASB has issued Statement No. 90, *Majority equity Interests* – an amendment of GASB statements No. 14 and No. 61, which will be effective for reporting periods beginning after December 15, 2018.

GASB has issued statement No. 91, *Conduit Debt Obligations*, which will be effective for reporting periods beginning after December 15, 2020.

The District will evaluate the impact each of these pronouncements may have on its financial statements and will implement them as applicable and when material.

**II. Stewardship, Compliance and Accountability**

By its nature as a local government unit, the District is subject to various federal, state and local laws and contractual regulations. An analysis of the District's compliance with significant laws and regulations and demonstration of its stewardship over District resources follows.

**A. Budgets**

The District administration prepares a proposed budget for approval by the Board of Education for the General Fund.

The voters of the District approved the proposed appropriation budget.

Appropriations established by adoption of the budget constitute a limitation on expenditures (and encumbrances) which may be incurred. Appropriations lapse at the end of the fiscal year unless expended or encumbered. Encumbrances will lapse if not expended in the subsequent year. Appropriations authorized for the current year are increased by the planned use of specific reserves, and budget amendments approved by the Board of Education as a result of selected new revenue sources not included in the original budget (when permitted by law). These supplemental appropriations may occur subject to legal restriction, if the Board approves them because of a need which exists which was not determined at the time the budget was adopted. There were no budget amendments during the year ended June 30, 2019.

**( II. ) (Continued)**

Budgets are adopted annually on a basis consistent with GAAP. Appropriations authorized for the year are increased by the amount of encumbrances carried forward from the prior year.

Budgets are established and used for individual capital projects fund expenditures as approved by a special referendum of the District's voters. The maximum project amount authorized is based primarily upon the cost of the project, plus any requirements for external borrowings, not annual appropriations. These budgets do not lapse and are carried over to subsequent fiscal years until the completion of the projects.

**B. Encumbrances**

Encumbrance accounting is used for budget control and monitoring purposes and is reported as a part of the governmental funds. Under this method, purchase orders, contracts, and other commitments for the expenditure of monies are recorded to reserve applicable appropriations. Outstanding encumbrances as of yearend are presented as reservations of fund balance and do not represent expenditures or liabilities. These commitments will be honored in the subsequent period. Related expenditures are recognized at that time, as the liability is incurred or the commitment is paid.

**C. Deficit Net Position**

The District-wide net position had a deficit at June 30, 2019 of (\$139,930,562). The deficit is the result of the implementation of GASB Statement 75, "Accounting and Financial Reporting by Employers for Postemployment Benefits Other Than Pensions", which required the recognition of an unfunded liability of \$281,607,856 at June 30, 2019. Since New York State Laws provide no mechanism for funding the liability, the subsequent accruals are expected to increase the deficit.

**D. Deficit Fund Balance – Capital Projects Fund**

The Capital Projects Fund had a deficit d fund balance of \$13,905,736 at June 30, 2019, which is a result of bond anticipation notes which are used as a temporary means of financing capital projects. These proceeds are not recognized as revenue but merely serve to provide cash to meet expenditures. This results in the creation of a fund deficit which will remain until the notes are replaced by permanent financing (i.e., bonds, grants-in-aid, or redemption from current appropriations).

**III. Cash and Cash Equivalents**

**Credit risk:** In compliance with the State Law, District investments are limited to obligations of the United States of America, obligations guaranteed by agencies of the Unites States of America where the payment of principal and interest are guaranteed by the United States of America, obligations of the State, time deposit accounts and certificates of deposit issued by a bank or trust company located in, and authorized to do business in, the State, and obligations issued by other municipalities and authorities within the State.

**Concentration of Credit risk:** To promote competition in rates and service cost, and to limit the risk of institutional failure, District deposits and investments are placed with multiple institutions. The District's investment policy limits the amounts that may be deposited with any one financial institution.

( III. ) (Continued)

**Interest rate risk:** The District has an investment policy that limits investment maturities as a means of managing its exposure to fair value losses arising from rising interest rates

The District's aggregate bank balances, included balances not covered by depository insurance at year end, collateralized as follows:

Uncollateralized	\$ -
Collateralized with Securities held by the Pledging Financial Institution	11,060,868
Collateralized within Trust Department or Agent	34,284,057
<b>Total</b>	<b>\$ 45,344,925</b>

Restricted cash represents cash where use is limited by legal requirements. These assets represent amounts required by statute to be reserved for various purposes. Restricted cash as of year-end includes \$21,582,462 within the governmental funds and \$292,889 in the fiduciary funds.

**IV. Receivables**

Receivables at June 30, 2019 for individual major funds and nonmajor funds, including the applicable allowances for uncollectible accounts, are as follows:

<b>Description</b>	<b>Governmental Activities</b>			<b>Total</b>
	<b>General Fund</b>	<b>Capital Projects Fund</b>	<b>Non-Major Funds</b>	
Accounts Receivable	\$ 88,926	\$ -	\$ 73,283	\$ 162,209
Due From State and Federal	4,941,610	951,903	1,298,003	7,191,516
Due From Other Governments	2,641,551	-	-	2,641,551
Allowance for Uncollectible Accounts	-	-	(7,592)	(7,592)
<b>Total Receivables</b>	<b>\$ 7,672,087</b>	<b>\$ 951,903</b>	<b>\$ 1,363,694</b>	<b>\$ 9,987,684</b>

**V. Interfund Receivables, Payables, Revenues and Expenditures**

Interfund Receivables, Payables, Revenues and Expenditures at June 30, 2019 were as follows:

	<b>Interfund</b>			
	<b><u>Receivables</u></b>	<b><u>Payables</u></b>	<b><u>Revenues</u></b>	<b><u>Expenditures</u></b>
General Fund	\$ 974,575	\$ 9,099,738	\$ -	\$ 884,765
Special Aid Fund	-	974,575	284,765	-
School Lunch Fund	136,067	-	-	-
Debt Service Fund	2,153,569	-	-	-
Capital Projects Fund	6,813,244	3,142	600,000	-
<b>Total</b>	<b>\$ 10,077,455</b>	<b>\$ 10,077,455</b>	<b>\$ 884,765</b>	<b>\$ 884,765</b>

( V. ) (Continued)

Interfund receivables and payables between governmental activities are eliminated on the Statement of Net Position. The District typically loans resources between funds for the purpose of mitigating the effects of transient cash flow issues. All interfund payables are not necessarily expected to be repaid within one year.

Transfers are used to finance certain special aid programs, support capital project expenditures, school lunch programs and debt service expenditures.

VI. **Capital Assets**

Capital asset balances and activity were as follows:

<b><u>Type</u></b>	<b><u>Balance 7/1/2018</u></b>	<b><u>Additions</u></b>	<b><u>Deletions</u></b>	<b><u>Balance 6/30/2019</u></b>
<b><u>Governmental Activities:</u></b>				
<b><u>Capital Assets that are not Depreciated -</u></b>				
Land	\$ 2,147,912	\$ -	\$ -	\$ 2,147,912
Work in progress	9,996,132	8,773,604	-	18,769,736
<b><i>Total Nondepreciable</i></b>	<b>\$ 12,144,044</b>	<b>\$ 8,773,604</b>	<b>\$ -</b>	<b>\$ 20,917,648</b>
<b><u>Capital Assets that are Depreciated -</u></b>				
Buildings and Improvements	\$ 228,802,574	\$ -	\$ -	\$ 228,802,574
Machinery and equipment	22,224,972	1,078,611	-	23,303,583
<b><i>Total Depreciated Assets</i></b>	<b>\$ 251,027,546</b>	<b>\$ 1,078,611</b>	<b>\$ -</b>	<b>\$ 252,106,157</b>
<b><u>Less Accumulated Depreciation -</u></b>				
Buildings and Improvements	\$ 97,437,718	\$ 7,354,817	\$ -	\$ 104,792,535
Machinery and equipment	13,783,399	1,627,630	610,782	14,800,247
<b><i>Total Accumulated Depreciation</i></b>	<b>\$ 111,221,117</b>	<b>\$ 8,982,447</b>	<b>\$ 610,782</b>	<b>\$ 119,592,782</b>
<b><i>Total Capital Assets Depreciated, Net of Accumulated Depreciation</i></b>	<b>\$ 139,806,429</b>	<b>\$ (7,903,836)</b>	<b>\$ (610,782)</b>	<b>\$ 132,513,375</b>
<b>Total Capital Assets</b>	<b>\$ 151,950,473</b>	<b>\$ 869,768</b>	<b>\$ (610,782)</b>	<b>\$ 153,431,023</b>

Depreciation expense for the period was charged to functions/programs as follows:

<b><u>Governmental Activities:</u></b>	
General Government Support	\$ 109,861
Instruction	7,400,235
Pupil Transportation	1,411,679
School Lunch	60,672
<b>Total Depreciation Expense</b>	<b>\$ 8,982,447</b>



## VII. Short-Term Debt

Transactions in short-term debt for the year are summarized below:

	<u>Original Amount</u>	<u>Maturity</u>	<u>Interest Rate</u>	<u>Balance 7/1/2018</u>	<u>Additions</u>	<u>Deletions</u>	<u>Balance 6/30/2019</u>
BAN	\$ 20,000,000	6/26/2020	2.25%	\$ -	\$ 20,000,000	\$ -	\$ 20,000,000
<b>Total Short-Term Debt</b>				<b>\$ -</b>	<b>\$ 20,000,000</b>	<b>\$ -</b>	<b>\$ 20,000,000</b>

There was no interest expense paid or accrued for the year.

## VIII. Long-Term Debt Obligations

Long-term liability balances and activity for the year are summarized below:

	<u>Balance 7/1/2018</u>	<u>Additions</u>	<u>Deletions</u>	<u>Balance 6/30/2019</u>	<u>Due Within One Year</u>
<b><u>Governmental Activities:</u></b>					
<b><u>Bonds and Notes Payable -</u></b>					
Serial Bonds	\$ 47,421,000	\$ 1,550,000	\$ 8,526,000	\$ 40,445,000	\$ 8,725,000
<b><u>Other Liabilities -</u></b>					
Net Pension Liability	\$ 1,847,921	\$ 2,097,677	\$ -	\$ 3,945,598	\$ -
OPEB	308,752,376	-	27,144,520	281,607,856	-
Compensated Absences	3,606,878	-	1,874,145	1,732,733	433,183
<b>Total Other Liabilities</b>	<b>\$ 314,207,175</b>	<b>\$ 2,097,677</b>	<b>\$ 29,018,665</b>	<b>\$ 287,286,187</b>	<b>\$ 433,183</b>
<b>Total Long-Term Obligations</b>	<b>\$ 361,628,175</b>	<b>\$ 3,647,677</b>	<b>\$ 37,544,665</b>	<b>\$ 327,731,187</b>	<b>\$ 9,158,183</b>

The General Fund has typically been used to liquidate long-term liabilities such as compensated absences.

Existing serial and statutory bond obligations:

<u>Description</u>	<u>Original Amount</u>	<u>Issue Date</u>	<u>Final Maturity</u>	<u>Interest Rate</u>	<u>Amount Outstanding 6/30/2019</u>
Construction	\$ 6,038,000	2011	2025	2%-3%	\$ 3,070,000
Refunding	\$ 21,145,000	2014	2024	2%-5%	8,630,000
Bus Purchases	\$ 1,400,000	2015	2020	2.00%	300,000
Refunding	\$ 6,775,000	2015	2023	2%-5%	5,430,000
Bus Purchases	\$ 1,510,000	2016	2021	1%-2%	625,000
Refunding	\$ 11,480,000	2016	2023	1%-4%	11,390,000
Renovations	\$ 7,805,000	2017	2031	2%-5%	7,035,000
Bus Purchases	\$ 1,685,000	2017	2022	2.00%	1,050,000
Bus Purchases	\$ 1,666,000	2018	2023	2.00%	1,365,000
Bus Purchases	\$ 1,550,000	2019	2024	2%-2.25%	1,550,000
<b>Total Serial Bonds</b>					<b>\$ 40,445,000</b>

( VIII. ) (Continued)

The following is a summary of debt service requirements:

<u>Year</u>	<u>Serial Bonds</u>	
	<u>Principal</u>	<u>Interest</u>
2020	\$ 8,725,000	\$ 1,489,755
2021	8,760,000	1,169,938
2022	6,600,000	845,294
2023	6,435,000	595,113
2024	4,810,000	375,831
2025-29	3,650,000	854,500
2030-31	1,465,000	110,750
<b>Total</b>	<b>\$ 40,445,000</b>	<b>\$ 5,441,181</b>

In prior years, the District defeased certain general obligations and other bonds by placing the proceeds of new bonds in an irrevocable trust to provide for all future debt service payments on the old bonds. Accordingly, the trust account assets and the liability for the defeased bonds are not included in the District's financial statements. \$27,890,000 of bonds outstanding are considered defeased.

Interest on long-term debt for June 30, 2019 was composed of:

Interest Paid	\$ 1,759,400
Less: Interest Accrued in the Prior Year	(186,343)
Plus: Interest Accrued in the Current Year	136,548
Less: Amortization of Deferred Inflows	(303,725)
<b>Total Long-Term Interest Expense</b>	<b>\$ 1,405,880</b>

**IX. Deferred Inflows/Outflows of Resources**

The following is a summary of the deferred inflows/outflows of resources:

	<u>Deferred Outflows</u>	<u>Deferred Inflows</u>
Pension	\$ 40,591,280	\$ 10,702,821
Bonds	-	1,502,475
OPEB	28,908,814	49,808,350
<b>Total</b>	<b>\$ 69,500,094</b>	<b>\$ 62,013,646</b>

## **X. Pension Plans**

### **A. General Information**

The District participates in the New York State Teacher's Retirement System (TRS) and the New York State and Local Employee's Retirement System (ERS). These are cost-sharing multiple employer public employee retirement systems. The Systems offer a wide range of plans and benefits, which are related to years of service and final average salary, vesting of retirement benefits, death, and disability.

### **B. Provisions and Administration**

A 10-member Board of Trustees of the New York State Teachers' Retirement Board administers TRS. TRS provides benefits to plan members and beneficiaries as authorized by the Education Law and the New York State Retirement and Social Security Law (NYSRSSL). Membership is mandatory and automatic for all full-time teachers, teaching assistants, guidance counselors and administrators employed in New York Public Schools and BOCES who elected to participate in TRS. Once a public employer elects to participate in the system, the election is irrevocable. The New York State Constitution provides that pension membership is a contractual relationship and plan benefits cannot be diminished or impaired. Benefits can be changed for future members only by enactment of a State statute. TRS issues a publicly available financial report that contains financial statements and required supplementary information. The report may be obtained by writing to NYRS, 10 Corporate Woods Drive, Albany, New York 12211-2395 or by referring to the TRS Comprehensive Annual Financial report, which can be found on the System's website at [www.nystrs.org](http://www.nystrs.org).

ERS provides retirement benefits as well as death and disability benefits. The net position of the System is held in the New York State Common Retirement Fund (the Fund), which was established to hold all net assets and record changes in plan net position allocated to the System. The Comptroller of the State of New York serves as the trustee of the Fund and is the administrative head of the System. NYSRSSL govern obligations of employers and employees to contribute, and benefits to employees. Once a public employer elects to participate in the System, the election is irrevocable. The New York State Constitution provides that pension membership is a contractual relationship and plan benefits cannot be diminished or impaired. Benefits can be changed for future members only by enactment of a State statute. The District also participates in the Public Employees' Group Life Insurance Plan (GLIP), which provides death benefits in the form of life insurance. The System is included in the State's financial report as a pension trust fund. ERS issues a publicly available financial report that includes financial statements and required supplementary information. That report may be obtained by writing to NYSERS, Office of the State Comptroller, 110 State Street, Albany, New York 12244 or by referring to the ERS Comprehensive Annual Report, which can be found at [www.osc.state.ny.us/retire/publications/index.php](http://www.osc.state.ny.us/retire/publications/index.php).

### **C. Funding Policies**

The Systems are noncontributory except for employees who joined after July 27, 1976, who contribute 3 percent of their salary for the first ten years of membership, and employees who joined on or after January 1, 2010 who generally contribute 3.0 to 3.5 percent of their salary for their entire length of service. In addition, employee contribution rates under ERS tier VI vary based on a sliding salary scale. For TRS, contribution rates are established annually by the New York State Teachers' Retirement Board pursuant to Article 11 of the Education Law. For ERS, the Comptroller annually certifies the actuarially determined rates expressly used in computing the employers' contributions for the ERS' fiscal year ended March 31. The District paid 100% of the required contributions as billed by the TRS and ERS for the current year.

( X. ) (Continued)

The District's share of the required contributions, based on covered payroll paid for the District's year ended June 30, 2019:

<u>Contributions</u>	<u>ERS</u>	<u>TRS</u>
2019	\$ 2,417,657	\$ 7,353,594

**D. Pension Liabilities, Pension Expense, and Deferred Outflows of Resources and Deferred Inflows of Resources related to Pensions**

At June 30, 2019, the District reported the following asset/(liability) for its proportionate share of the net pension asset /(liability) for each of the Systems. The net pension asset/(liability) was measured as of March 31, 2019 for ERS and June 30, 2018 for TRS. The total pension asset/(liability) used to calculate the net pension asset/(liability) was determined by an actuarial valuation. The District's proportion of the net pension asset/(liability) was based on a projection of the District's long-term share of contributions to the Systems relative to the projected contributions of all participating members, actuarially determined. This information was provided by the TRS and ERS Systems in reports provided to the District.

	<u>ERS</u>	<u>TRS</u>
Measurement date	March 31, 2018	June 30, 2018
Net pension assets/(liability)	\$ (3,945,598)	\$ 7,147,171
District's portion of the Plan's total net pension asset/(liability)	0.0556871%	0.395250%

For the year ended June 30, 2019, the District recognized pension expenses of \$2,813,616 for ERS and \$5,503,822 for TRS. At June 30, 2019, the District's reported deferred outflows of resources and deferred inflows of resources related to pensions from the following sources:

	<u>Deferred Outflows of Resources</u>		<u>Deferred Inflows of Resources</u>	
	<u>ERS</u>	<u>TRS</u>	<u>ERS</u>	<u>TRS</u>
Differences between expensed and actual experience	\$ 776,971	\$ 5,341,023	\$ 264,861	\$ 967,468
Changes of assumptions	991,762	24,984,052	-	-
Net difference between projected and actual earnings on pension plan investments	-	-	1,012,658	7,933,904
Changes in proportion and differences between the District's contributions and proportionate share of contributions	504,293	251,761	68,460	455,470
Subtotal	\$ 2,273,026	\$ 30,576,836	\$ 1,345,979	\$ 9,356,842
District's contributions subsequent to the measurement date	685,595	7,055,823	-	-
<b>Grand Total</b>	<b>\$ 2,958,621</b>	<b>\$ 37,632,659</b>	<b>\$ 1,345,979</b>	<b>\$ 9,356,842</b>

**( X. ) (Continued)**

District contributions subsequent to the measurement date which will be recognized as a reduction of the net pension liability in the year ended June 30, 2019. Other amounts reported as deferred outflows of resources and deferred inflows of resources related to pensions will be recognized in pension expense as follows:

<u>Year</u>	<u>ERS</u>	<u>TRS</u>
2019	\$ -	\$ 7,120,777
2020	983,200	4,820,765
2021	(617,901)	469,870
2022	(207)	4,803,926
2023	561,955	3,276,028
Thereafter	-	728,628
<b>Total</b>	<b>\$ 927,047</b>	<b>\$ 21,219,994</b>

**E. Actuarial Assumptions**

The total pension liability as of the measurement date was determined by using an actuarial valuation as noted in the table below, with update procedures used to roll forward the total pension liability to the measurement date. The actuarial valuations used the following actuarial assumptions:

	<u>ERS</u>	<u>TRS</u>
Measurement date	March 31, 2019	June 30, 2018
Actuarial valuation date	April 1, 2018	June 30, 2017
Interest rate	7.00%	7.25%
Salary scale	4.20%	4.72%-1.90%
Decrement tables	April 1, 2010- March 31, 2015 System's Experience	July 1, 2009- June 30, 2014 System's Experience
Inflation rate	2.50%	2.25%
COLA's	1.30%	1.50%

For ERS, annuitant mortality rates are based on April 1, 2010 – March 31, 2015 System experience with adjustments for mortality improvements based on the Society of Actuaries' Scale MP-2014. For TRS, annuitant mortality rates are based on plan member experience adjustments for mortality improvements based on Society of Actuaries Scale AA.

The long term rate of return on pension plan investments was determined using a building block method in which best estimate ranges of expected future real rates of return (expected returns net of investment expense and inflation) are developed for each major asset class. These ranges are combined to produce the long term expected rate of return by weighting the expected future real rates of return by each the target asset allocation percentage and by adding expected inflation. Best estimates of the arithmetic real rates of return for each major asset class included in the target asset allocation are summarized as follows:

( X. ) (Continued)

<b>Long Term Expected Rate of Return</b>		
	<b><u>ERS</u></b>	<b><u>TRS</u></b>
Measurement date	March 31, 2019	June 30, 2018
<b><u>Asset Type -</u></b>		
Domestic equity	4.55%	5.80%
International equity	6.35%	7.30%
Global equity	0.00%	6.70%
Private equity	7.50%	8.90%
Real estate	5.55%	4.90%
Absolute return strategies *	3.75%	0.00%
Opportunistic portfolios	5.68%	0.00%
Real assets	5.29%	0.00%
Bonds and mortgages	1.31%	0.00%
Cash	-0.25%	0.00%
Inflation-indexed bonds	1.25%	0.00%
Private debt	0.00%	6.80%
Real estate debt	0.00%	2.80%
High-yield fixed income securities	0.00%	3.50%
Domestic fixed income securities	0.00%	1.30%
Global fixed income securities	0.00%	0.90%
Short-term	0.00%	0.30%

The real rate of return is net of the long-term inflation assumption of 2.5% for ERS and 2.3% for TRS.

- \* Excludes equity-oriented long-only funds. For investment management purposes, these funds are included in domestic equity and internal equity.

**F. Discount Rate**

The discount rate used to calculate the total pension liability was 7% for ERS and 7.25% for TRS. The projection of cash flows used to determine the discount rate assumes that contributions from plan members will be made at the current contribution rates and that contributions from employers will be made at statutorily required rates, actuarially. Based upon the assumptions, the Systems' fiduciary net position was projected to be available to make all projected future benefit payments of current plan members. Therefore, the long term expected rate of return on pension plan investments was applied to all periods of projected benefit payments to determine the total pension liability.

( X. ) (Continued)

**G. Sensitivity of the Proportionate Share of the Net Pension Liability to the Discount Rate Assumption**

The following presents the District's proportionate share of the net pension liability calculated using the discount rate of 7% for ERS and 7.25% for TRS, as well as what the District's proportionate share of the net pension asset/(liability) would be if it were calculated using a discount rate that is 1-percentagepoint lower (6% for ERS and 6.25% for TRS ) or 1-percentagepoint higher (8% for ERS and 8.25% for TRS) than the current rate :

		<b>Current</b>	
	<b>1% Decrease</b>	<b>Assumption</b>	<b>1% Increase</b>
<b><u>ERS</u></b>	<b><u>(6%)</u></b>	<b><u>(7%)</u></b>	<b><u>(8%)</u></b>
Employer's proportionate share of the net pension asset (liability)	\$(17,250,784)	\$ (3,945,598)	\$ 7,231,702

		<b>Current</b>	
	<b>1% Decrease</b>	<b>Assumption</b>	<b>1% Increase</b>
<b><u>TRS</u></b>	<b><u>(6.25%)</u></b>	<b><u>(7.25%)</u></b>	<b><u>(8.25%)</u></b>
Employer's proportionate share of the net pension asset (liability)	\$(49,102,232)	\$ 7,147,171	\$ 54,268,539

**H. Pension Plan Fiduciary Net Position**

The components of the current year net pension asset/(liability) of the employers as of the respective valuation dates, were as follows:

	<b>(In Thousands)</b>	
	<b><u>ERS</u></b>	<b><u>TRS</u></b>
Measurement date	March 31, 2019	June 30, 2018
Employers' total pension liability	\$ 189,803,429	\$ 118,107,253
Plan net position	182,718,124	119,915,517
Employers' net pension asset/(liability)	<u>\$ (7,085,305)</u>	<u>\$ 1,808,264</u>
Ratio of plan net position to the employers' total pension asset/(liability)	96.27%	101.53%

**I. Payables to the Pension Plan**

For ERS, employer contributions are paid annually based on the System's fiscal year which ends on March 31<sup>st</sup>. Accrued retirement contributions as of June 30, 2019 represent the projected employer contribution for the period of April 1, 2019 through June 30, 2019 based on paid ERS wages multiplied by the employer's contribution rate, by tier. Accrued retirement contributions as of June 30, 2019 amounted to \$685,595.

( X. ) (Continued)

For TRS, employer and employee contributions for the fiscal year ended June 30, 2019 are paid to the System in September, October and November 2019 through a state aid intercept. Accrued retirement contributions as of June 30, 2019 represent employee and employer contributions for the fiscal year ended June 30, 2019 based on paid TRS wages multiplied by the employer’s contribution rate, by tier and employee contributions for the fiscal year as reported to the TRS System. Accrued retirement contributions as of June 30, 2019 amounted to \$7,353,594.

XI. Postemployment Benefits

A. General Information About the OPEB Plan

*Plan Description* – The District’s defined benefit OPEB plan, provides OPEB for all permanent full-time general and public safety employees of the District. The plan is a single-employer defined benefit OPEB plan administered by the District. Article 11 of the State Compiled Statutes grants the authority to establish and amend the benefit terms and financing requirements to the District Board. No assets are accumulated in a trust that meets the criteria in paragraph 4 of Statement 75.

*Benefits Provided* – The District provides healthcare and life insurance benefits for retirees and their dependents. The benefit terms are dependent on which contract each employee falls under. The specifics of each contract are on file at the District offices and are available upon request.

*Employees Covered by Benefit Terms* – At June 30, 2019, the following employees were covered by the benefit terms:

Inactive employees or beneficiaries currently receiving benefit payments	1,279
Active Employees	<u>1,366</u>
<b>Total</b>	<b><u><u>2,645</u></u></b>

B. Total OPEB Liability

The District’s total OPEB liability of \$281,607,856 was measured as of June 30, 2019, and was determined by an actuarial valuation as of that date.

*Actuarial Assumptions and Other Inputs* – The total OPEB liability in the June 30, 2019 actuarial valuation was determined using the following actuarial assumptions and other inputs, applied to all periods included in the measurement, unless otherwise specified:

Inflation	3.44 percent
Salary Increases	3.36 percent, average, including inflation
Discount Rate	3.44 percent
Healthcare Cost Trend Rates	5.20% decreasing to an ultimate rate of 3.8% in 2075
Retirees' Share of Benefit-Related Costs	Retirees are responsible for 0 - 15% of healthcare premiums dependent on their contract



( XI. ) (Continued)

The discount rate was based on the Bond Buyer General Obligation 20-year Municipal Bond index.

Pub-2010 Public Retirement Plans Mortality Tables, Headcount-Weighted, distinct for Teachers, General, and Safety, without separate Contingent Survivor mortality, fully generational using scale MP-2018.

**C. Changes in the Total OPEB Liability**

Balance at June 30, 2018	<u>\$ 308,752,376</u>
<u>Changes for the Year -</u>	
Service cost	\$ 8,199,089
Interest	11,170,886
Changes of benefit terms	9,628,820
Differences between expected and actual experience	(34,877,880)
Changes in assumptions or other inputs	(13,756,785)
Benefit payments	(7,508,650)
Net Changes	<u>\$ (27,144,520)</u>
<b>Balance at June 30, 2019</b>	<b><u><u>\$ 281,607,856</u></u></b>

Changes of assumptions and other inputs reflect the following:

- The Single Discount Rate changed from 3.8% to 3.61% effective June 30, 2019.
- Mortality rate updated to Adjusted RP-2014 combined mortality, fully generational using scale MP-2018.
- Changes in Plan provisions were based on modifications to employee contracts.

*Sensitivity of the Total OPEB Liability to Changes in the Discount Rate* – The following presents the total OPEB liability of the District, as well as what the District's total OPEB liability would be if it were calculated using a discount rate that is 1-percentage-point lower (2.44 percent) or 1-percentage-point higher (4.44 percent) than the current discount rate:

	<b>1% Decrease</b>	<b>Discount</b>	<b>1% Increase</b>
	<b><u>(2.44%)</u></b>	<b><u>(3.44%)</u></b>	<b><u>(4.44%)</u></b>
Total OPEB Liability	\$ 332,838,675	\$ 281,607,856	\$ 241,273,879

( XI. ) (Continued)

*Sensitivity of the Total OPEB Liability to Changes in the Healthcare Cost Trend Rates* – The following presents the total OPEB liability of the District, as well as what the District's total OPEB liability would be if it were calculated using healthcare cost trend rates that are 1-percentage-point lower or 1-percentage-point higher than the current healthcare cost trend rate:

	<b>1% Decrease (4.20% Decreasing to 3.32%)</b>	<b>Healthcare Cost Trend Rates (5.20% Decreasing to 4.32%)</b>	<b>1% Increase (6.20% Decreasing to 5.32%)</b>
Total OPEB Liability	\$ 234,793,020	\$ 281,607,856	\$ 348,922,394

**D. OPEB Expense and Deferred Outflows of Resources and Deferred Inflows of Resources Related to OPEB**

For the year ended June 30, 2019, the District recognized OPEB expense of \$19,593,664. At June 30, 2019, the District reported deferred outflows of resources and deferred inflows of resources related to OPEB from the following sources:

	<b>Deferred Outflows of Resources</b>	<b>Deferred Inflows of Resources</b>
Differences between expensed and actual experience	\$ 22,925,332	\$ 25,934,834
Changes of assumptions	4,106,319	23,873,516
Contributions after measurement date	1,877,163	-
<b>Total</b>	<b>\$ 28,908,814</b>	<b>\$ 49,808,350</b>

Amounts reported as deferred outflows of resources and deferred inflows of resources related to OPEB will be recognized in OPEB expense as follows:

<b><u>Year</u></b>	
2020	\$ (9,405,131)
2021	(9,405,131)
2022	(9,416,567)
2023	1,267,471
2024	1,267,471
Thereafter	2,915,188
<b>Total</b>	<b>\$ (22,776,699)</b>

## **XII. Risk Management**

### **A. General Information**

The District is exposed to various risks of loss related to injuries to employees, theft, damages, natural disasters, etc. These risks are covered by commercial insurance purchased from independent third parties. Settled claims from these risks have not exceeded commercial insurance coverage for the past two years.

### **B. Health Plan**

The District incurs costs related to the Rochester Area School Health Plan (Plan I and Plan II) sponsored by the Board of Cooperative Educational Services, Second Supervisory District of Monroe and Orleans Counties and its component districts.

#### **1. Plan I**

The Plans objectives are to formulate, develop and administer a program of insurance to obtain lower costs for that coverage, and to develop a comprehensive loss control program. Membership in the Plan may be offered to any component district of the Monroe #1 and Monroe #2 BOCES with the unanimous approval of the Board of Directors. Voluntary withdrawal from the Plan may be effective only once annually on the last day of the Plans year as may be established by the Board of Directors. Notice of Intention to Withdraw must be given in writing to the Chairman of the Board of Directors and the Treasurer not less than thirty days prior to the end of the Plan year. Plan members bear an equal proportionate share of the Plan's assets and claim liabilities. Pursuant to the Municipal Cooperative Agreement the Plan is a risk sharing pool and all monies paid to the Treasurer shall be pooled and administered as a common fund. No refunds shall be made to a participant and no assessments are charged to a participant other than the annual premium equivalent. If surplus funds exist at the end of any fiscal year, the distribution of such funds shall be determined by the Board of Directors. This Plan's members include seventeen districts and two BOCES with the District bearing an equal proportionate share of the Plan's assets and claim liabilities.

This Plan purchases, on an annual basis, stop-loss insurance policies to limit its exposure for claims paid within any one fiscal year.

This Plan establishes a liability for both reported and unreported insured events, which includes estimates of both future payments of losses and related claim adjustment expenses. However, because actual claims costs depend on complex factors, the process used in computing claims liabilities does not necessarily result in a exact amount. Such claims are based on the ultimate cost of claims (including future claim adjustment expenses) that have been reported but not settled, and claims that have been incurred but not reported. Adjustments to claims liabilities are charged or credited to expenses in the periods in which they are made. During the year ended June 30, 2019, the District incurred premiums or contribution expenditures totaling \$2,156,951.

This Plan is audited on an annual basis and is available at the BOCES administrative offices. The most recent audit available for the year ended December 31, 2018, revealed that the Plan was fully funded.

**( XII. ) (Continued)**

**2. Plan II**

The District incurs costs related to the Rochester Area School Health Plan II sponsored by the Board of Cooperative Educational services, Second Supervisory District of Monroe and Orleans Counties (Monroe 2-Orleans BOCES). The Plan was established as a Municipal Cooperative Agreement under the authorization of Article 5-G of the General Municipal Law in 2004. The plan received a Certificate of Authority to operate as a self-funded plan under Article 47 of the New York State Insurance Law, effective January 1, 2019.

Membership in the Plan may be offered to any component school district of the Monroe 1 BOCES and Monroe 2-Orleans BOCES within the geographical boundaries of Monroe County, New York provided that the applicant provides proof of its financial responsibility that is satisfactory to the Board of Directors in its sole discretion, and the applicant is the same type of municipal corporation as the initial Participants. The Plan has full participation from all eligible participants including the two BOCES and seventeen component school districts.

A participant has the right to withdraw from the Plan, but such withdrawal shall be effective only on January 1 of the next Plan Year following the Plan Year in which the participant provides notice. Any withdrawing participant shall be responsible for its pro rata share of any Plan deficit, and shall satisfy any other obligation relating to the Participant's membership in the Plan. The withdrawing participant shall not be entitled to share in any Plan surplus.

The Plan is a risk sharing pool and all monies paid to the Treasurer shall be pooled and administered as a common fund. The annual premium equivalent for each coverage option under the Plan is established and approved by a majority of the entire Board of Directors. Each participant is required to contribute to the Plan an amount equal to the Premium Equivalent applicable to the coverage options, under which the participants Enrollees are covered. If surplus funds exist at the end of any fiscal year, the distribution of such funds shall be determined by the Board of Directors.

The Plan establishes a liability for both reported and unreported insured events, which includes estimates of both future payments of losses and related claim adjustment expenses. Such claims estimates are based on the ultimate cost of claims that have been reported but not settled, and claims that have been incurred but not reported.

The Plan is audited on an annual basis and is available at the Monroe 2-Orleans BOCES administrative offices. The most recent audit available for the year ended December 31, 2018 revealed that the Plan was fully funded.

During the year ended June 30, 2019, the District incurred premiums or contribution expenditures totaling \$21,383,651.

**C. Workers' Compensation**

The District incurs costs related to the Rochester Area School Workers' Compensation Plan (Plan) sponsored by the Board of Cooperative Educational Services, Second Supervisory District of Monroe and Orleans Counties and its component districts. The Plan's objectives are to furnish workers' compensation benefits to participating districts at a significant cost savings. Membership in the Plan may be offered to any component district of the Monroe #1 and Monroe #2 BOCES with the approval of the Board of Directors. Voluntary withdrawal from the Plan may be effective only once annually on the last day of the Plan year as may be established by the Board of Director. Notice of Intention to Withdraw must be given in writing to the Chairman of the Board of Directors and the Treasurer not less than one year prior to the end of the Plan year.

**( XII. ) (Continued)**

Plan membership is currently comprised of two BOCES and seventeen districts. If a surplus of participants' assessments exists after the close of a Plan year, the Board may retain from such surplus an amount sufficient to establish and maintain a claim contingency fund. Surplus funds in excess of the amount transferred to or included in such contingency fund shall be applied in reduction of the next annual assessment or to the billing of Plan participants. All monies paid to the Treasurer by participants shall be commingled and administered as a common fund. No refunds shall be made to a participant and no assessments are charged to a participant other than the annual premium equivalent. However, if it appears to the Board of Directors that the liabilities of the Plan will exceed its cash assets, after taking into account any "excess insurance", the Board shall determine the amount needed to meet such deficiency and shall assess such amount against all participants pro-rata per enrollee.

The Plan purchases, on an annual basis, stop-loss insurance policies to limit its exposure for claims paid.

The Plan establishes a liability for both reported and unreported insured events, which includes estimates of both future payments of losses and related claim adjustment expenses. However, because actual claims costs depend on complex factors, the process used in computing claims liabilities does not necessarily result in an exact amount. Such claims are based on the ultimate cost of claims (including future claim adjustment expenses) that have been reported but not settled, and claims that have been incurred but not reported.

Adjustments to claims liabilities are charged or credited to expenses in the periods in which they are made. During the year ended June 30, 2019, the District incurred premiums or contribution expenditures totaling \$1,016,708.

The Plan is audited on an annual basis and is available at the BOCES administrative offices. The most recent audit available for the year ended June 30, 2018, revealed that the Plan was not fully funded.

**D. Dental Fund**

The District has a self-insured plan for dental coverage. The plan is administered by a third-party administrator who pays the claims directly to the dentists. The District then reimburses the third-party administrator for the exact amount of the claims paid. The total cost to the District for dental claims during 2018-19 was \$77,243.

**E. Medical Benefit Plan**

The District established a medical benefit plan under Section 105 of the IRS Code. The District contributes an amount for each individual which can be used for any non-reimbursed medical benefits. The total cost to the District for this plan during 2018-19 was approximately \$657,135.

**( XII. ) (Continued)**

**F.     Unemployment**

District employees are entitled to coverage under the New York State Unemployment Insurance Law. The District has elected to discharge its liability to the New York State Unemployment Insurance Fund (the Fund) by the benefit reimbursement method, a dollar-for-dollar reimbursement to the fund for benefits paid from the fund to former employees. The District has established a self-insurance fund to pay these claims. The claim and judgment expenditures of this program for the 2018-19 fiscal year totaled \$1,788. The balance of the fund at June 30, 2019 was \$952,850 and is recorded in the General Fund as an Unemployment Insurance Reserve. In addition, as of June 30, 2019, no loss contingencies existed or were considered probable or estimable for incurred but not reported claims payable.

**XIII.   Commitments and Contingencies**

**A.     Litigation**

1.     The District is addressing one claim related to contractor work. A court date has been scheduled, however, any potential loss cannot be determined at this time.
2.     The District is subject to tort cases which are covered by the District's insurance and defended by attorneys chosen by the District's insurance carrier.
3.     There are several Article 7 Real Property Tax cases pending, some of which may be material, however, any financial outcomes are indeterminable at the time of this report.
4.     The District is addressing two claims related to injuries which are covered by the District's insurance and defended by attorneys chosen by the District's insurance carrier.
5.     The District is addressing one claim related to alleged misconduct. The District is reviewing possible insurance coverage. Any potential loss cannot be determined at this time.

**B.     Grants**

The District has received grants, which are subject to audit by agencies of the State and Federal Governments. Such audits may result in disallowances and a request for a return of funds. Based on prior years' experience, the District's administration believes disallowances, if any, will be immaterial.

**XIV.   Rental of District Property**

The District has entered into an agreement with BOCES to lease two classrooms within the District over a five-year period. Total income for the 2018-19 fiscal year is \$50,440. The District also has an operating lease agreement over a two-year period for technology equipment for \$648,772 annually, and an operating lease for office space for a period of 17 months with monthly payments of \$20,145.

**XV.    Tax Abatement**

The County of Monroe IDA, and the District enter into various property tax abatement programs for the purpose of Economic Development. As a result, the district property tax revenue was reduced \$1,728,964. The School District received a payment in lieu of tax (PILOT) payment totaling \$1,319,778 to help offset the property tax reduction.

**Required Supplementary Information**  
**WEBSTER CENTRAL SCHOOL DISTRICT, NEW YORK**  
**Schedule of Changes in District's Total OPEB Liability and Related Ratio**  
**(Unaudited)**  
**For Year Ended June 30, 2019**

<b>TOTAL OPEB LIABILITY</b>			
	<b><u>2019</u></b>	<b><u>2018</u></b>	<b><u>2017</u></b>
Service cost	\$ 8,199,089	\$ 8,058,335	\$ 7,611,752
Interest	11,170,886	11,020,063	8,945,216
Changes in benefit terms	9,628,820	-	-
Differences between expected and actual experiences	(34,877,880)	53,615	32,306,239
Changes of assumptions or other inputs	(13,756,785)	7,677,031	(19,251,283)
Benefit payments	<u>(7,508,650)</u>	<u>(7,078,204)</u>	<u>(6,357,075)</u>
<b>Net Change in Total OPEB Liability</b>	<b>\$ (27,144,520)</b>	<b>\$ 19,730,840</b>	<b>\$ 23,254,849</b>
<b>Total OPEB Liability - Beginning</b>	<b><u>\$ 308,752,376</u></b>	<b><u>\$ 289,021,536</u></b>	<b><u>\$ 265,766,687</u></b>
<b>Total OPEB Liability - Ending</b>	<b><u><u>\$ 281,607,856</u></u></b>	<b><u><u>\$ 308,752,376</u></u></b>	<b><u><u>\$ 289,021,536</u></u></b>
Covered Employee Payroll	\$ 75,834,926	\$ 61,593,845	\$ 59,620,409
Total OPEB Liability as a Percentage of Covered			
Employee Payroll	371.34%	501.27%	484.77%

10 years of historical information is not available, and will be added each year subsequent to the year of implementation until 10 years of historical data is present.

**Required Supplementary Information**  
**WEBSTER CENTRAL SCHOOL DISTRICT, NEW YORK**  
**Schedule of the District's Proportionate Share of the Net Pension Liability**  
**(Unaudited)**  
**For Year Ended June 30, 2019**

**NYSERS Pension Plan**

	<u><b>2019</b></u>	<u><b>2018</b></u>	<u><b>2017</b></u>	<u><b>2016</b></u>	<u><b>2015</b></u>
Proportion of the net pension liability (assets)	0.0557%	0.0573%	0.0566%	0.0534%	0.0500%
Proportionate share of the net pension liability (assets)	\$ 3,945,598	\$ 1,847,921	\$ 5,322,915	\$ 8,572,863	\$ 1,788,064
Covered-employee payroll	\$ 17,718,558	\$ 17,320,379	\$ 16,531,449	\$ 14,487,778	\$ 15,452,589
Proportionate share of the net pension liability (assets) as a percentage of its covered-employee payroll	22.268%	10.669%	32.199%	59.173%	11.571%
Plan fiduciary net position as a percentage of the total pension liability	96.27%	98.24%	94.70%	90.70%	97.90%

**NYSTRS Pension Plan**

	<u><b>2019</b></u>	<u><b>2018</b></u>	<u><b>2017</b></u>	<u><b>2016</b></u>	<u><b>2015</b></u>
Proportion of the net pension liability (assets)	0.395250%	0.3913%	0.3963%	0.3937%	0.3880%
Proportionate share of the net pension liability (assets)	\$ (7,147,171)	\$ (2,974,442)	\$ 4,244,173	\$ (40,890,569)	\$ (43,330,112)
Covered-employee payroll	\$ 66,439,011	\$ 64,381,869	\$ 62,216,678	\$ 61,151,426	\$ 59,167,042
Proportionate share of the net pension liability (assets) as a percentage of its covered-employee payroll	-10.757%	-4.620%	6.822%	-66.868%	-73.234%
Plan fiduciary net position as a percentage of the total pension liability	101.53%	100.66%	99.01%	110.46%	111.48%

10 years of historical information is not available, and will be added each year subsequent to the year of implementation until 10 years of historical data is present.

(See Independent Auditors' Report)



**Required Supplementary Information**  
**WEBSTER CENTRAL SCHOOL DISTRICT, NEW YORK**  
**Schedule of District Contributions**  
**(Unaudited)**  
**For Year Ended June 30, 2019**

<b>NYSERS Pension Plan</b>					
	<b><u>2019</u></b>	<b><u>2018</u></b>	<b><u>2017</u></b>	<b><u>2016</u></b>	<b><u>2015</u></b>
Contractually required contributions	\$ 2,417,657	\$ 2,441,068	\$ 2,530,141	\$ 2,337,897	\$ 2,904,925
Contributions in relation to the contractually required contribution	<u>\$ (2,417,657)</u>	<u>(2,441,068)</u>	<u>(2,530,141)</u>	<u>(2,337,897)</u>	<u>(2,904,925)</u>
Contribution deficiency (excess)	<u>\$ -</u>	<u>\$ -</u>	<u>\$ -</u>	<u>\$ -</u>	<u>\$ -</u>
Covered-employee payroll	\$ 17,718,558	\$ 17,320,379	\$ 16,531,449	\$ 14,487,778	\$ 15,452,589
Contributions as a percentage of covered-employee payroll	13.65%	14.09%	15.31%	16.14%	18.80%

<b>NYSTRS Pension Plan</b>					
	<b><u>2019</u></b>	<b><u>2018</u></b>	<b><u>2017</u></b>	<b><u>2016</u></b>	<b><u>2015</u></b>
Contractually required contributions	\$ 7,353,594	\$ 6,611,120	\$ 7,573,009	\$ 8,391,557	\$ 10,646,627
Contributions in relation to the contractually required contribution	<u>(7,353,594)</u>	<u>(6,611,120)</u>	<u>(7,573,009)</u>	<u>(8,391,557)</u>	<u>(10,646,627)</u>
Contribution deficiency (excess)	<u>\$ -</u>	<u>\$ -</u>	<u>\$ -</u>	<u>\$ -</u>	<u>\$ -</u>
Covered-employee payroll	\$ 66,786,347	\$ 64,381,869	\$ 62,216,678	\$ 61,151,426	\$ 59,167,042
Contributions as a percentage of covered-employee payroll	10.56%	10.27%	12.17%	13.72%	17.99%

10 years of historical information is not available, and will be added each year subsequent to the year of implementation until 10 years of historical data is present.

(See Independent Auditors' Report)

**Required Supplementary Information**  
**WEBSTER CENTRAL SCHOOL DISTRICT, NEW YORK**  
**Schedule of Revenues, Expenditures and Changes in Fund Balance -**  
**Budget (Non-GAAP Basis) and Actual - General Fund**  
**(Unaudited)**  
**For Year Ended June 30, 2019**

	<u>Original Budget</u>	<u>Amended Budget</u>	<u>Current Year's Revenues</u>	<u>Over (Under) Revised Budget</u>
<b>REVENUES</b>				
<b>Local Sources -</b>				
Real property taxes	\$ 103,850,795	\$ 91,639,564	\$ 91,639,564	\$ -
Real property tax items	1,250,000	13,404,337	13,474,141	69,804
Non-property taxes	7,350,000	6,810,984	8,573,607	1,762,623
Charges for services	-	-	948,686	948,686
Use of money and property	365,000	150,440	745,465	595,025
Sale of property and compensation for loss	-	-	79,883	79,883
Miscellaneous	1,675,505	300,528	1,405,243	1,104,715
<b>State Sources -</b>				
Basic formula	50,282,804	35,965,942	36,053,385	87,443
Lottery aid	-	9,331,986	9,331,986	-
BOCES	-	6,305,214	6,305,214	-
Textbooks	-	532,580	532,580	-
<b>All Other Aid -</b>				
Computer software	-	269,129	269,129	-
Library loan	-	54,600	54,600	-
Handicapped students	-	-	812,755	812,755
Other aid	-	8,800	158,922	150,122
<b>Federal Sources</b>	-	-	304,091	304,091
<b>TOTAL REVENUES</b>	<u>\$ 164,774,104</u>	<u>\$ 164,774,104</u>	<u>\$ 170,689,251</u>	<u>\$ 5,915,147</u>
Appropriated reserves	<u>\$ 2,042,499</u>	<u>\$ 2,042,499</u>		
Appropriated fund balance	<u>\$ 5,500,000</u>	<u>\$ 5,500,000</u>		
Prior year encumbrances	<u>\$ 490,501</u>	<u>\$ 490,501</u>		
<b>TOTAL REVENUES AND APPROPRIATED RESERVES/ FUND BALANCE</b>	<u><u>\$ 172,807,104</u></u>	<u><u>\$ 172,807,104</u></u>		

**Required Supplementary Information**  
**WEBSTER CENTRAL SCHOOL DISTRICT, NEW YORK**  
**Schedule of Revenues, Expenditures and Changes in Fund Balance -**  
**Budget (Non-GAAP Basis) and Actual - General Fund**  
**(Unaudited)**  
**For Year Ended June 30, 2019**

	<b>Original</b>	<b>Amended</b>	<b>Current</b>		<b>Unencumbered</b>
	<b><u>Budget</u></b>	<b><u>Budget</u></b>	<b><u>Year's</u></b>	<b><u>Encumbrances</u></b>	<b><u>Balances</u></b>
			<b><u>Expenditures</u></b>		
<b>EXPENDITURES</b>					
<b>General Support -</b>					
Board of education	\$ 32,885	\$ 31,336	\$ 27,508	\$ 315	\$ 3,513
Central administration	318,897	339,939	335,059	-	4,880
Finance	1,075,702	1,113,658	1,101,110	1,629	10,919
Staff	1,089,320	1,086,995	1,060,500	-	26,495
Central services	11,594,818	10,795,151	10,539,041	136,342	119,768
Special items	2,174,000	2,197,773	2,115,553	-	82,220
<b>Instructional -</b>					
Instruction, administration and improvement	7,116,971	8,957,608	8,630,679	55,346	271,583
Teaching - regular school	50,373,698	47,817,038	47,620,888	103,429	92,721
Programs for children with					
handicapping conditions	17,456,722	18,018,215	17,401,228	182,903	434,084
Occupational education	1,500,000	1,504,040	1,504,040	-	-
Teaching - special schools	260,000	207,816	207,808	-	8
Instructional media	6,976,013	8,185,044	8,098,262	15,971	70,811
Pupil services	8,994,845	9,202,444	9,006,287	61,601	134,556
<b>Pupil Transportation</b>	7,811,673	7,667,402	7,666,352	1,050	-
<b>Community Services</b>	833,760	848,528	799,611	-	48,917
<b>Employee Benefits</b>	44,572,400	43,663,623	42,091,347	-	1,572,276
<b>Debt service - principal</b>	8,526,000	8,526,000	8,526,000	-	-
<b>Debt service - interest</b>	1,759,400	1,759,400	1,759,400	-	-
<b>TOTAL EXPENDITURES</b>	<u>\$ 172,467,104</u>	<u>\$ 171,922,010</u>	<u>\$ 168,490,673</u>	<u>\$ 558,586</u>	<u>\$ 2,872,751</u>
<b>Other Uses -</b>					
Transfers - out	\$ 340,000	\$ 885,094	\$ 884,765	\$ -	\$ 329
<b>TOTAL EXPENDITURES AND</b>					
<b>OTHER USES</b>	<u>\$ 172,807,104</u>	<u>\$ 172,807,104</u>	<u>\$ 169,375,438</u>	<u>\$ 558,586</u>	<u>\$ 2,873,080</u>
<b>NET CHANGE IN FUND BALANCE</b>	\$ -	\$ -	\$ 1,313,813		
<b>FUND BALANCE, BEGINNING OF YEAR</b>	<u>29,793,698</u>	<u>29,793,698</u>	<u>29,793,698</u>		
<b>FUND BALANCE, END OF YEAR</b>	<u><u>\$ 29,793,698</u></u>	<u><u>\$ 29,793,698</u></u>	<u><u>\$ 31,107,511</u></u>		

**Note to Required Supplementary Information:**

A reconciliation is not necessary since encumbrances are presented in a separate column on this schedule.

Supplementary Information  
**WEBSTER CENTRAL SCHOOL DISTRICT, NEW YORK**  
**Schedule of Change From Adopted Budget To Final Budget**  
**And The Real Property Tax Limit**  
**For Year Ended June 30, 2019**

**CHANGE FROM ADOPTED BUDGET TO FINAL BUDGET:**

Adopted budget	\$ 172,316,603
Prior year's encumbrances	<u>490,501</u>
<b>Original Budget</b>	<u><b>\$ 172,807,104</b></u>
<b>FINAL BUDGET</b>	<u><u><b>\$ 172,807,104</b></u></u>

**SECTION 1318 OF REAL PROPERTY TAX LAW LIMIT CALCULATION:**

2019-20 voter approved expenditure budget	\$ 177,554,272
<u>Unrestricted fund balance:</u>	
Assigned fund balance	\$ 6,058,586
Unassigned fund balance	<u>6,139,537</u>
Total Unrestricted fund balance	<u><b>\$ 12,198,123</b></u>
<u>Less adjustments:</u>	
Appropriated fund balance	\$ 5,500,000
Encumbrances included in assigned fund balance	<u>558,586</u>
Total adjustments	<u><b>\$ 6,058,586</b></u>
General fund fund balance subject to Section 1318 of	
Real Property Tax Law	<u>6,139,537</u>
<b>ACTUAL PERCENTAGE</b>	<u><u><b>3.46%</b></u></u>

**Supplementary Information**  
**WEBSTER CENTRAL SCHOOL DISTRICT, NEW YORK**  
**CAPITAL PROJECTS FUND**  
**Schedule of Project Expenditures**  
**For Year Ended June 30, 2019**

<u>Project Title</u>	<u>Original Appropriation</u>	<u>Revised Appropriation</u>	<u>Expenditures</u>			<u>Unexpended Balance</u>	<u>Methods of Financing</u>					<u>Fund Balance</u>
			<u>Prior Years</u>	<u>Current Year</u>	<u>Total</u>		<u>Obligations</u>	<u>Local Sources</u>	<u>State Sources</u>	<u>Transfers</u>	<u>Total</u>	
2014 Capital Improvement Project	\$ 12,953,473	\$ 12,953,473	\$ 12,830,047	\$ -	\$ 12,830,047	\$ 123,426	\$ 7,805,000	\$ 5,148,473	\$ -	\$ (56,598)	\$ 12,896,875	\$ 66,828
\$43,000,000 Construction Project	43,539,223	43,539,223	5,798,985	7,869,487	13,668,472	29,870,751	-	25	-	-	25	(13,668,447)
\$69,500,000 Construction Project	69,500,000	69,500,000	-	804,117	804,117	68,695,883	-	-	-	-	-	(804,117)
Smart School Bond Act Project	3,974,251	4,432,162	4,197,147	117,193	4,314,340	117,822	-	-	4,314,340	-	4,314,340	-
Plank Road North	100,000	100,000	-	100,000	100,000	-	-	100,000	-	-	100,000	-
Monroe #1 BOCES project	4,276,259	4,276,259	-	-	-	4,276,259	-	500,000	-	-	500,000	500,000
DASNY grant	100,000	100,000	-	91,895	91,895	8,105	-	-	91,895	-	91,895	-
2018-19 Buses	<u>1,550,000</u>	<u>1,667,560</u>	<u>-</u>	<u>1,667,560</u>	<u>1,667,560</u>	<u>-</u>	<u>1,550,000</u>	<u>117,560</u>	<u>-</u>	<u>-</u>	<u>1,667,560</u>	<u>-</u>
<b>TOTAL</b>	<b><u>\$ 135,993,206</u></b>	<b><u>\$ 136,568,677</u></b>	<b><u>\$ 22,826,179</u></b>	<b><u>\$ 10,650,252</u></b>	<b><u>\$ 33,476,431</u></b>	<b><u>\$ 103,092,246</u></b>	<b><u>\$ 9,355,000</u></b>	<b><u>\$ 5,866,058</u></b>	<b><u>\$ 4,406,235</u></b>	<b><u>\$ (56,598)</u></b>	<b><u>\$ 19,570,695</u></b>	<b><u>\$ (13,905,736)</u></b>

(See Independent Auditors' Report)

**Supplementary Information**  
**WEBSTER CENTRAL SCHOOL DISTRICT, NEW YORK**  
**Combining Balance Sheet - Nonmajor Governmental Funds**  
**June 30, 2019**

	Special Revenue Funds			Total
	Special	School	Debt	Nonmajor
	Aid	Lunch	Service	Governmental
	<u>Fund</u>	<u>Fund</u>	<u>Fund</u>	<u>Funds</u>
<b>ASSETS</b>				
Cash and cash equivalents	\$ -	\$ 191,352	\$ -	\$ 191,352
Receivables	1,269,596	94,098	-	1,363,694
Inventories	-	67,633	-	67,633
Due from other funds	-	136,067	2,153,569	2,289,636
<b>TOTAL ASSETS</b>	<b>\$ 1,269,596</b>	<b>\$ 489,150</b>	<b>\$ 2,153,569</b>	<b>\$ 3,912,315</b>
<b>LIABILITIES AND FUND BALANCES</b>				
<b><u>Liabilities</u> -</b>				
Accounts payable	\$ 8,029	\$ 34,000	\$ -	\$ 42,029
Accrued liabilities	45,240	15,266	47,323	107,829
Due to other funds	974,575	-	-	974,575
Due to other governments	-	1,256	-	1,256
Unearned revenue	12,233	103,637	-	115,870
<b>TOTAL LIABILITIES</b>	<b>\$ 1,040,077</b>	<b>\$ 154,159</b>	<b>\$ 47,323</b>	<b>\$ 1,241,559</b>
<b><u>Fund Balances</u> -</b>				
Nonspendable	\$ -	\$ 67,633	\$ -	\$ 67,633
Restricted	-	-	2,106,246	2,106,246
Assigned	229,519	267,358	-	496,877
<b>TOTAL FUND BALANCE</b>	<b>\$ 229,519</b>	<b>\$ 334,991</b>	<b>\$ 2,106,246</b>	<b>\$ 2,670,756</b>
<b>TOTAL LIABILITIES AND FUND BALANCES</b>	<b>\$ 1,269,596</b>	<b>\$ 489,150</b>	<b>\$ 2,153,569</b>	<b>\$ 3,912,315</b>

(See Independent Auditors' Report)

**Supplementary Information**  
**WEBSTER CENTRAL SCHOOL DISTRICT, NEW YORK**  
**Combining Statement of Revenues, Expenditures and Changes in Fund Balances**  
**Nonmajor Governmental Funds**  
**For Year Ended June 30, 2019**

	<b>Special Revenue Funds</b>		<b>Debt Service Fund</b>	<b>Total Nonmajor Governmental Funds</b>
	<b>Special Aid Fund</b>	<b>School Lunch Fund</b>		
<b>REVENUES</b>				
Use of money and property	\$ -	\$ 1,501	\$ 21,113	\$ 22,614
Miscellaneous	294,919	129,425	-	424,344
State sources	1,315,296	44,434	-	1,359,730
Federal sources	2,837,443	1,167,518	-	4,004,961
Sales	-	1,612,268	-	1,612,268
Premium on obligations issued	-	-	166,454	166,454
<b>TOTAL REVENUES</b>	<b>\$ 4,447,658</b>	<b>\$ 2,955,146</b>	<b>\$ 187,567</b>	<b>\$ 7,590,371</b>
<b>EXPENDITURES</b>				
Instruction	\$ 4,250,132	\$ -	\$ -	\$ 4,250,132
Pupil transportation	194,568	-	-	194,568
Community services	57,553	-	-	57,553
Employee benefits	68,551	534,640	-	603,191
Cost of sales	-	1,391,096	-	1,391,096
Other expenses	-	1,194,102	-	1,194,102
<b>TOTAL EXPENDITURES</b>	<b>\$ 4,570,804</b>	<b>\$ 3,119,838</b>	<b>\$ -</b>	<b>\$ 7,690,642</b>
<b>EXCESS (DEFICIENCY) OF REVENUES OVER EXPENDITURES</b>	<b>\$ (123,146)</b>	<b>\$ (164,692)</b>	<b>\$ 187,567</b>	<b>\$ (100,271)</b>
<b>OTHER FINANCING SOURCES (USES)</b>				
Transfers - in	\$ 284,765	\$ -	\$ -	\$ 284,765
<b>TOTAL OTHER FINANCING SOURCES (USES)</b>	<b>\$ 284,765</b>	<b>\$ -</b>	<b>\$ -</b>	<b>\$ 284,765</b>
<b>NET CHANGE IN NET POSITION</b>	<b>\$ 161,619</b>	<b>\$ (164,692)</b>	<b>\$ 187,567</b>	<b>\$ 184,494</b>
<b>FUND BALANCE, BEGINNING OF YEAR</b>	<b>67,900</b>	<b>499,683</b>	<b>1,918,679</b>	<b>2,486,262</b>
<b>FUND BALANCE, END OF YEAR</b>	<b>\$ 229,519</b>	<b>\$ 334,991</b>	<b>\$ 2,106,246</b>	<b>\$ 2,670,756</b>

**Supplementary Information**  
**WEBSTER CENTRAL SCHOOL DISTRICT, NEW YORK**  
**Net Investment in Capital Assets**  
**For Year Ended June 30, 2019**

<b>Capital assets, net</b>		<b>\$ 153,431,023</b>
<b>Add:</b>		
Unspent bond proceeds	<u>\$ 66,828</u>	66,828
<b>Deduct:</b>		
Short-term portion of bonds payable	\$ 8,725,000	
Long-term portion of bonds payable	31,720,000	
Assets purchased with short-term financing	14,472,564	
Deferred gain on refunded bonds	<u>1,502,475</u>	<u>56,420,039</u>
<b>Net Investment in Capital Assets</b>		<b><u><u>\$ 97,077,812</u></u></b>



**Supplementary Information**  
**WEBSTER CENTRAL SCHOOL DISTRICT, NEW YORK**  
**SCHEDULE OF EXPENDITURES OF FEDERAL AWARDS**  
**For Year Ended June 30, 2019**

<u>Grantor / Pass - Through Agency</u> <u>Federal Award Cluster / Program</u>	<u>CFDA</u> <u>Number</u>	<u>Grantor</u> <u>Number</u>	<u>Pass-Through</u> <u>Agency</u> <u>Number</u>	<u>Total</u> <u>Expenditures</u>
<b><u>U.S. Department of Education:</u></b>				
<b><u>Indirect Programs:</u></b>				
<b><u>Passed Through NYS Education Department -</u></b>				
<b><u>Special Education Cluster IDEA -</u></b>				
Special Education - Grants to States (IDEA, Part B)	84.027	N/A	0032-19-0388	\$ 1,824,956
Special Education - Preschool Grants (IDEA Preschool)	84.173	N/A	0033-19-0388	53,983
<b><i>Total Special Education Cluster IDEA</i></b>				<b><u>\$ 1,878,939</u></b>
Title IIA - Supporting Effective Instruction State Grant	84.367	N/A	0147-19-1410	200,798
Title IIIA - LEP	84.365	N/A	0293-18-1410	13,084
Title IIIA - LEP	84.365	N/A	0293-19-1410	34,887
Title I - Grants to Local Educational Agencies	84.010	N/A	0021-18-1410	790
Title I - Grants to Local Educational Agencies	84.010	N/A	0021-19-1410	708,944
<b>Total U.S. Department of Education</b>				<b><u>\$ 2,837,442</u></b>
<b><u>U.S. Department of Agriculture:</u></b>				
<b><u>Indirect Programs:</u></b>				
<b><u>Passed Through NYS Education Department -</u></b>				
<b><u>Child Nutrition Cluster -</u></b>				
National School Lunch Program	10.555	N/A	005507	\$ 799,028
National School Lunch Program-Non-Cash Assistance (Commodities)	10.555	N/A	005507	221,882
National School Breakfast Program	10.553	N/A	005507	146,608
<b><i>Total Child Nutrition Cluster</i></b>				<b><u>\$ 1,167,518</u></b>
<b>Total U.S. Department of Agriculture</b>				<b><u>\$ 1,167,518</u></b>
<b>TOTAL EXPENDITURES OF FEDERAL AWARDS</b>				<b><u>\$ 4,004,960</u></b>

# MENGEL METZGER BARR & CO. LLP

RAYMOND F. WAGER, CPA, P.C. DIVISION

## **Report on Internal Control Over Financial Reporting and on Compliance and Other Matters Based on an Audit of Financial Statements Performed in Accordance With *Government Auditing Standards***

### **Independent Auditors' Report**

To the Board of Education  
Webster Central School District, New York

We have audited, in accordance with the auditing standards generally accepted in the United States of America and the standards applicable to financial audits contained in *Government Auditing Standards* issued by the Comptroller General of the United States, the financial statements of the governmental activities, each major fund, and the aggregate remaining fund information of the Webster Central School District, New York, as of and for the year ended June 30, 2019, and the related notes to the financial statements, which collectively comprise the Webster Central School District, New York's basic financial statements, and have issued our report thereon dated October 2, 2019.

### ***Internal Control Over Financial Reporting***

In planning and performing our audit of the financial statements, we considered the Webster Central School District, New York's internal control over financial reporting to determine the audit procedures that are appropriate in the circumstances for the purpose of expressing our opinions on the financial statements, but not for the purpose of expressing an opinion on the effectiveness of the Webster Central School District, New York's internal control. Accordingly, we do not express an opinion on the effectiveness of the Webster Central School District, New York's internal control.

A *deficiency in internal control* exists when the design or operation of a control does not allow management or employees, in the normal course of performing their assigned functions, to prevent, or detect and correct, misstatements on a timely basis. A *material weakness* is a deficiency, or a combination of deficiencies, in internal control, such that there is a reasonable possibility that a material misstatement of the District's financial statements will not be prevented, or detected and corrected on a timely basis. A *significant deficiency* is a deficiency, or a combination of deficiencies, in internal control that is less severe than a material weakness, yet important enough to merit attention by those charged with governance.

Our consideration of internal control was for the limited purpose described in the first paragraph of this section and was not designed to identify all deficiencies in internal control that might be material weaknesses or significant deficiencies. Given these limitations, during our audit we did not identify any deficiencies in internal control that we consider to be material weaknesses. However, material weaknesses may exist that have not been identified.

### ***Compliance and Other Matters***

As part of obtaining reasonable assurance about whether the Webster Central School District, New York's financial statements are free from material misstatement, we performed tests of its compliance with certain provisions of laws, regulations, contracts, and grant agreements, noncompliance with which could have a direct and material effect on the determination of financial statement amounts. However, providing an opinion on compliance with those provisions was not an objective of our audit, and accordingly, we do not express such an opinion. The results of our tests disclosed no instances of noncompliance or other matters that are required to be reported under *Government Auditing Standards*.

### ***Purpose of this Report***

The purpose of this report is solely to describe the scope of our testing of internal control and compliance and the results of that testing, and not to provide an opinion on the effectiveness of the District's internal control or on compliance. This report is an integral part of an audit performed in accordance with *Government Auditing Standards* in considering the District's internal control and compliance. Accordingly, this communication is not suitable for any other purpose.



Rochester, New York  
October 2, 2019

## FORM OF OPINION OF BOND COUNSEL

October 15, 2020

Webster Central School District  
119 South Avenue  
Webster, New York 1458

Re: Webster Central School District  
\$1,663,000 School District (Serial) Bonds, 2020 CUSIP No:

Ladies and Gentlemen:

We have examined a record of proceedings relating to the issuance of \$1,663,000 School District (Serial) Bonds, 2020 (the "Bonds"), of the Webster Central School District, Counties of Monroe and Wayne, State of New York (the "District"). The Bonds are dated October 15, 2020 and are being issued pursuant to the Constitution and laws of the State of New York, including the Education Law and Local Finance Law, a resolution of the District in respect of the School District (Serial) Bonds, 2020, and a Certificate of Determination dated on or before October 15, 2020 of the President of the Board of Education relative to the form and terms of the Bonds.

In our opinion, the Bonds are valid and legally binding general obligations of the District for which the District has validly pledged its faith and credit and, unless paid from other sources, all taxable real property within the District is subject to levy of ad valorem real estate taxes to pay the Bonds and interest thereon without limitation of rate or amount. The enforceability of rights or remedies with respect to the Bonds may be limited by bankruptcy, insolvency, or other laws affecting creditors' rights or remedies heretofore or hereinafter enacted.

The Internal Revenue Code of 1986, as amended (the "Code"), establishes certain requirements that must be met subsequent to the issuance and delivery of the Bonds in order that interest on the Bonds be and remain excluded from gross income under Section 103 of the Code. The President of the Board of Education of the District, in executing the Arbitrage and Use of Proceeds Certificate, has certified to the effect that the District will comply with the provisions and procedures set forth therein and that it will do and perform all acts and things necessary or desirable to assure that interest on the Bonds is excluded from gross income under Section 103 of the Code. We have examined such Arbitrage and Use of Proceeds Certificate of the District delivered concurrently with the delivery of the Bonds, and, in our opinion, such certificate contains provisions and procedures under which such requirements can be met.

In our opinion, interest on the Bonds is excluded from gross income for federal income tax purposes under Section 103 of the Code, and is excluded from adjusted gross income for purposes of New York State and New York City personal income taxes. Interest on the Bonds is not a specific preference item for purposes of the federal individual alternative minimum tax. We express no opinion regarding other tax consequences related to the ownership or disposition of, or the accrual or receipt of interest on, the Bonds.

The opinions expressed herein are based on an analysis of existing laws, regulations, rulings and court decisions and cover certain matters not directly addressed by such authorities. Such opinions may be affected by actions taken or omitted or events occurring after the date hereof. We have not undertaken to determine or to inform any person, whether any such actions are taken or omitted or events do occur or any other matters come to our attention after the date hereof. Our engagement with respect to the Bonds has concluded with their issuance, and we disclaim any obligation to update this opinion. We have assumed, without undertaking to verify, the accuracy of the factual matters represented, warranted or certified in the documents. Furthermore, we have assumed compliance with all covenants and agreements contained in the Arbitrage and Use of Proceeds Certificate, including without limitation covenants and agreements compliance with which is necessary to assure that future actions, omissions or events will not cause interest on the Bonds to be included in gross income for federal income tax purposes or adjusted gross income for purposes of personal income taxes imposed by the State of New York and the City of New York. We call attention to the fact that the rights and obligations under the Bonds and the Arbitrage and Use of Proceeds Certificate and their enforceability may be subject to bankruptcy, insolvency, reorganization, arrangement, fraudulent conveyance, moratorium or other laws relating to or affecting creditors' rights, to the application of equitable principles, to the exercise of judicial discretion in appropriate cases and to the limitations on legal remedies against New York municipal corporations such as the School District. We express no opinion with respect to any indemnification, contribution, penalty, choice of law, choice of forum, or waiver provisions contained in the foregoing documents.

The scope of our engagement in relation to the issuance of the Bonds has extended solely to the examination of the facts and law incident to rendering the opinions expressed herein. The opinions expressed herein are not intended and should not be construed to express or imply any conclusion that the amount of real property subject to taxation within the boundaries of the School District, together with other legally available sources of revenue, if any, will be sufficient to enable the School District to pay the principal of or interest on the Bonds as the same respectively become due and payable. Reference should be made to the Official Statement for factual information which, in the judgment of the School District would materially affect the ability of the School District to pay such principal and interest. We have not verified the accuracy, completeness or fairness of the factual information contained in the Official Statement and, accordingly, no opinion is expressed by us as to whether the School District, in connection with the sale of the Bonds, has made any untrue statement of a material fact, or omitted to state a material fact necessary in order to make any statements made, in light of the circumstances under which they were made, not misleading.

We have examined the first executed Bond of said issue and, in our opinion, the form of said Bond and its execution are regular and proper.

Very truly yours,

TRESPASZ & MARQUARDT, LLP