

PRELIMINARY OFFICIAL STATEMENT

NEW & RENEWAL ISSUE

BOND ANTICIPATION NOTES

In the opinion of Hodgson Russ LLP, Albany, New York, Bond Counsel, based on existing statutes, regulations, rulings and court decisions, and assuming the accuracy of certain representations and continuing compliance with certain covenants described in "TAX MATTERS" herein, interest on the Notes is excluded from gross income for federal income tax purposes under Section 103 of the Internal Revenue Code of 1986, as amended (the "Code"). In the further opinion of Bond Counsel, interest on the Notes is not treated as a specific preference item for purposes of the federal alternative minimum tax imposed on individuals. We note that interest on the Notes will be included in the adjusted financial statement income of certain corporations that are subject to the alternative minimum tax under Section 55 of the Code. Bond Counsel is also of the opinion that interest on the Notes is exempt from personal income taxes imposed by the State of New York or any political subdivision thereof (including The City of New York). Bond Counsel expresses no opinion regarding any other tax consequences related to the ownership or disposition of or the amount, accrual, or receipt of interest on the Notes. See "TAX MATTERS" herein.

The Notes will be designated "qualified tax-exempt obligations" under Section 265(b)(3) of the Code.

\$4,750,000

**COBLESKILL-RICHMONDVILLE CENTRAL SCHOOL DISTRICT
SCHOHARIE, OTSEGO AND MONTGOMERY COUNTIES, NEW YORK**

GENERAL OBLIGATIONS

\$4,750,000 Bond Anticipation Notes, 2026

(the "Notes")

Dated: June 29, 2026

Due: June 29, 2027

The Notes are general obligations of the Cobleskill-Richmondville Central School District, Schoharie, Otsego, and Montgomery Counties, New York (the "District"), all of the taxable real property within which is subject to the levy of ad valorem taxes to pay the Notes and interest thereon without limitation as to rate or amount. See "NATURE OF OBLIGATION" and "TAX LEVY LIMITATION LAW" herein. The Notes will be issued without the option of prior redemption.

The Notes are not subject to redemption prior to maturity. At the option of the purchaser, the Notes will be issued as registered notes or registered in the name of the purchaser. If such Notes are issued as registered in the name of the purchaser, principal of and interest on the Notes will be payable in Federal Funds. In such case, the Notes will be issued as registered in the name of the purchaser in denominations of \$5,000 or multiples thereof, as may be determined by such successful bidder.

Alternatively, if the Notes are issued as registered notes, the Notes will be registered in the name of Cede & Co. as nominee of The Depository Trust Company ("DTC"), New York, New York, which will act as the securities depository for the Notes. Noteholders will not receive certificates representing their ownership interest in the notes purchased if the purchaser elects to register the Notes. Such Notes will be issued in denominations of \$5,000 or integral multiples thereof as may be determined by such successful bidder(s). If the Notes are issued as registered notes, payment of the principal of and interest on the Notes to the Beneficial Owner(s) of the Notes will be made by DTC Direct Participants and Indirect Participants in accordance with standing instructions and customary practices, as is now the case with municipal securities held for the accounts of customers registered in the name of the purchaser or registered in "street name". Payment will be the responsibility of such DTC Direct or Indirect Participants and the District, subject to any statutory and regulatory requirements as may be in effect from time to time. See "BOOK-ENTRY-ONLY SYSTEM" herein.

The Notes are offered when, as and if issued and received by the purchaser and subject to the receipt of the approving legal opinion as to the validity of the Notes of Hodgson Russ LLP, Bond Counsel, Albany, New York. It is anticipated that the Notes will be available for delivery through the facilities of DTC located in Jersey City, New Jersey, or as may be agreed upon with the purchaser, or about June 29, 2026.

ELECTRONIC BIDS for the Notes must be submitted on Fiscal Advisors Auction website ("Fiscal Advisors Auction") accessible via www.fiscaladvisorsauction.com, on June 16, 2026 by no later than 10:30 A.M. ET. Bids may also be submitted by facsimile at (315) 930-2354. No other form of electronic bidding services will be accepted. No phone bids will be accepted. Once the bids are communicated electronically via Fiscal Advisors Auction or via facsimile to the District, each bid will constitute an irrevocable offer to purchase the Notes pursuant to the terms provided in the Notice of Sale for the Notes.

June 9, 2026

THE DISTRICT DEEMS THIS OFFICIAL STATEMENT TO BE FINAL FOR PURPOSES OF SECURITIES AND EXCHANGE COMMISSION RULE 15c2-12 (THE "RULE"), EXCEPT FOR CERTAIN INFORMATION THAT HAS BEEN OMITTED HEREFROM IN ACCORDANCE WITH SAID RULE AND THAT WILL BE SUPPLIED WHEN THIS OFFICIAL STATEMENT IS UPDATED FOLLOWING THE SALE OF THE OBLIGATIONS HEREIN DESCRIBED. THIS OFFICIAL STATEMENT WILL BE SO UPDATED UPON REQUEST OF THE SUCCESSFUL BIDDER(S), AS MORE FULLY DESCRIBED IN THE NOTICE OF SALE WITH RESPECT TO THE OBLIGATIONS HEREIN DESCRIBED. THE DISTRICT WILL COVENANT IN AN UNDERTAKING TO PROVIDE NOTICE OF EVENTS AS DEFINED IN THE RULE. SEE "APPENDIX C – FORM UNDERTAKING TO PROVIDE NOTICES OF EVENTS" HEREIN.

**COBLESKILL-RICHMONDVILLE CENTRAL SCHOOL DISTRICT
SCHOHARIE, OTSEGO AND MONTGOMERY COUNTIES, NEW YORK**

SCHOOL DISTRICT OFFICIALS

2025-2026 BOARD OF EDUCATION

BRUCE TRYON
President



DOMINGA LENT
Vice President

MAXWELL HORNING
STEVEN PHILBRICK
JASON GAGNON
SUSAN STRASSER
AIMEE YORKE

* * * * *

ADMINISTRATION

MATTHEW SICKLES
Superintendent

TRACY FRALEIGH
District Business Manager

KAYLA KELLEY
District Treasurer

JAMES GREGORY, FERRARA FIORENZA PC.
School District Attorney



FISCAL ADVISORS & MARKETING, INC.
Municipal Advisor



HODGSON RUSS LLP
Bond Counsel

No person has been authorized by the District to give any information or to make any representations not contained in this Official Statement, and, if given or made, such information or representations must not be relied upon as having been authorized. This Official Statement does not constitute an offer to sell or solicitation of an offer to buy any of the Notes in any jurisdiction to any person to whom it is unlawful to make such offer or solicitation in such jurisdiction. The information, estimates and expressions of opinion herein are subject to change without notice, and neither the delivery of this Official Statement nor any sale made hereunder shall, under any circumstances, create any implication that there has been no change in the affairs of the District.

TABLE OF CONTENTS

	<u>Page</u>		<u>Page</u>
NATURE OF OBLIGATION	1	STATUS OF INDEBTEDNESS (cont.)	
THE NOTES	2	Capital Flow Borrowings	25
Description of the Notes	2	Capital Project Plans	25
No Optional Redemption	3	Estimated Overlapping Indebtedness	26
Purpose of Issue.....	3	Debt Ratios.....	26
BOOK-ENTRY-ONLY SYSTEM	3	SPECIAL PROVISIONS AFFECTING	
Certificated Notes	4	REMEDIES UPON DEFAULT	27
THE SCHOOL DISTRICT	5	MARKET AND RISK FACTORS	28
General Information	5	TAX MATTERS	29
Population.....	5	LEGAL MATTERS	31
Larger Employers	5	LITIGATION	31
Selected Wealth and Income Indicators.....	6	CONTINUING DISCLOSURE	32
Unemployment Rate Statistics.....	6	Historical Compliance.....	32
Form of School Government	7	MUNICIPAL ADVISOR	32
Budgetary Procedures.....	7	CUSIP IDENTIFICATION NUMBERS	32
Investment Policy	7	RATING	32
State Aid.....	8	MISCELLANEOUS	33
State Aid Revenues.....	11	APPENDIX – A	
District Facilities	12	GENERAL FUND - Balance Sheets	
Enrollment Trends	12	APPENDIX – A1	
Employees	12	GENERAL FUND – Revenues, Expenditures and	
Status and Financing of Employee Pension Benefits.....	12	Changes in Fund Balance	
Other Post-Employment Benefits	14	APPENDIX – A2	
Other Information	15	GENERAL FUND – Revenues, Expenditures and	
Financial Statements.....	16	Changes in Fund Balance - Budget and Actual	
New York State Comptroller Report of Examination.....	16	APPENDIX – B	
The State Comptroller’s Fiscal Stress Monitoring System ...	16	BONDED DEBT SERVICE	
TAX INFORMATION	18	APPENDIX – B1	
Taxable Assessed Valuations	18	CURRENT BONDS OUTSTANDING	
Tax Rate Per \$1,000 (Assessed)	19	APPENDIX – C	
Tax Collection Procedure	19	FORM UNDERTAKING TO PROVIDE NOTICES OF	
Tax Levy and Tax Collection Record.....	19	EVENTS	
Real Property Tax Revenues	20	APPENDIX – D	
Larger Taxpayers 2025 for 2025-2026 Tax Roll	20	AUDITED FINANCIAL STATEMENTS AND	
STAR – School Tax Exemption	20	SUPPLEMENTARY INFORMATION- JUNE 30, 2025	
Additional Tax Information.....	21		
TAX LEVY LIMITATION LAW	21		
STATUS OF INDEBTEDNESS	22		
Constitutional Requirements	22		
Statutory Procedure	23		
Debt Outstanding End of Fiscal Year	24		
Details of Outstanding Indebtedness	24		
Debt Statement Summary	25		
Bonded Debt Service.....	25		

PREPARED WITH THE ASSISTANCE OF



Fiscal Advisors & Marketing, Inc.
 250 South Clinton Street, Suite 502
 Syracuse, New York 13202
 (315) 752-0051
<http://www.fiscaladvisors.com>

OFFICIAL STATEMENT
of the
COBLESKILL-RICHMONDVILLE CENTRAL SCHOOL DISTRICT
SCHOHARIE, OTSEGO AND MONTGOMERY COUNTIES, NEW YORK

Relating To
\$4,750,000 Bond Anticipation Notes, 2026

This Official Statement, which includes the cover page and appendices, has been prepared by the Cobleskill-Richmondville Central School District, Schoharie, Otsego, and Montgomery Counties, New York (the "School District" or "District", "Counties", and "State", respectively) in connection with the sale by the District of \$4,750,000 principal amount of Bond Anticipation Notes, 2026 (the "Notes").

The factors affecting the District's financial condition and the Notes are described throughout this Official Statement. Inasmuch as many of these factors, including economic and demographic factors, are complex and may influence the District tax base, revenues, and expenditures, this Official Statement should be read in its entirety, and no one factor should be considered more or less important than any other by reason of its relative position in this Official Statement.

All quotations from and summaries and explanations of provisions of the Constitution and laws of the State and acts and proceedings of the District contained herein do not purport to be complete and are qualified in their entirety by reference to the official compilations thereof, and all references to the Notes and the proceedings of the District relating thereto are qualified in their entirety by reference to the definitive forms of the Notes and such proceedings.

NATURE OF OBLIGATION

The Notes when duly issued and paid for will constitute a contract between the District and the holder thereof.

The Notes will be general obligations of the District and will contain a pledge of the faith and credit of the District for the payment of the principal thereof and the interest thereon as required by the Constitution and laws of the State. For the payment of such principal and interest, the District has power and statutory authorization to levy ad valorem taxes on all real property within the District subject to such taxation by the District, without limitation as to rate or amount.

Although the State Legislature is restricted by Article VIII, Section 12 of the State Constitution from imposing limitations on the power to raise taxes to pay "interest on or principal of indebtedness theretofore contracted" prior to the effective date of any such legislation, the New York State Legislature may from time to time impose additional limitations or requirements on the ability to increase a real property tax levy or on the methodology, exclusions or other restrictions of various aspects of real property taxation (as well as on the ability to issue new indebtedness). On June 24, 2011, Chapter 97 of the Laws of 2011 was signed into law by the Governor (the "Tax Levy Limitation Law"). The Tax Levy Limitation Law applies to local governments and school districts in the State (with certain exceptions) and imposes additional procedural requirements on the ability of municipalities and school districts to levy certain year-to-year increases in real property taxes.

Under the Constitution of the State, the District is required to pledge its faith and credit for the payment of the principal of and interest on the Notes and is required to raise real estate taxes, and without specification, other revenues, if such levy is necessary to repay such indebtedness. While the Tax Levy Limitation Law imposes a statutory limitation on the District's power to increase its annual tax levy with the amount of such increase limited by the formulas set forth in the Tax Levy Limitation Law, it also provides the procedural method to surmount that limitation. See "TAX LEVY LIMITATION LAW" herein.

The Constitutionally-mandated general obligation pledge of municipalities and school districts in New York State has been interpreted by the Court of Appeals, the State's highest court, in Flushing National Bank v. Municipal Assistance Corporation for the City of New York, 40 N.Y.2d 731 (1976), as follows:

“A pledge of the City’s faith and credit is both a commitment to pay and a commitment of the City’s revenue generating powers to produce the funds to pay. Hence, an obligation containing a pledge of the City’s “faith and credit” is secured by a promise both to pay and to use in good faith the City’s general revenue powers to produce sufficient funds to pay the principal and interest of the obligation as it becomes due. That is why both words, “faith” and “credit” are used and they are not tautological. That is what the words say and this is what the courts have held they mean... So, too, although the Legislature is given the duty to restrict municipalities in order to prevent abuses in taxation, assessment, and in contracting of indebtedness, it may not constrict the City’s power to levy taxes on real estate for the payment of interest on or principal of indebtedness previously contracted... While phrased in permissive language, these provisions, when read together with the requirement of the pledge and faith and credit, express a constitutional imperative: debt obligations must be paid, even if tax limits be exceeded”.

In addition, the Court of Appeals in the Flushing National Bank (1976) case has held that the payment of debt service on outstanding general obligation bonds and notes takes precedence over fiscal emergencies and the police power of political subdivisions in New York State.

The pledge has generally been understood as a promise to levy property taxes without limitation as to rate or amount to the extent necessary to cover debt service due to language in Article VIII Section 10 of the Constitution which provides an exclusion for debt service from Constitutional limitations on the amount of a real property tax levy, insuring the availability of the levy of property tax revenues to pay debt service. As the Flushing National Bank (1976) Court noted, the term “faith and credit” in its context is “not qualified in any way”. Indeed, in Flushing National Bank v. Municipal Assistance Corp., 40 N.Y.2d 1088 (1977) the Court of Appeals described the pledge as a direct constitutional mandate. In Quirk v. Municipal Assistance Corp., 41 N.Y.2d 644 (1977), the Court of Appeals stated that, while holders of general obligation debt did not have a right to particular revenues such as sales tax, “with respect to traditional real estate tax levies, the bondholders are constitutionally protected against an attempt by the State to deprive the city of those revenues to meet its obligations.” According to the Court in Quirk, the State Constitution “requires the city to raise real estate taxes, and without specification other revenues, if such a levy be necessary to repay indebtedness.”

In addition, the Constitution of the State requires that every county, city, town, village, and school district in the State provide annually by appropriation for the payment of all interest and principal on its serial bonds and certain other obligations, and that, if at any time the respective appropriating authorities shall fail to make such appropriation, a sufficient sum shall be set apart from the first revenues thereafter received and shall be applied to such purposes. In the event that an appropriating authority were to make an appropriation for debt service and then decline to expend it for that purpose, this provision would not apply. However, the Constitution of the State does also provide that the fiscal officer of any county, city, town, village, or school district may be required to set apart and apply such first revenues at the suit of any holder of any such obligations.

In Quirk v. Municipal Assistance Corp., the Court of Appeals described this as a “first lien” on revenues, but one that does not give holders a right to any particular revenues. It should thus be noted that the pledge of the faith and credit of a political subdivision in New York State is a pledge of an issuer of a general obligation bond or note to use its general revenue powers, including, but not limited to, its property tax levy to pay debt service on such obligations, but that such pledge may not be interpreted by a court of competent jurisdiction to include a constitutional or statutory lien upon any particular revenues.

While the courts in New York State have historically been protective of the rights of holders of general obligation debt of political subdivisions, it is not possible to predict what a future court might hold.

THE NOTES

Description of the Notes

The Notes are general obligations of the District, and will contain a pledge of its faith and credit for the payment of the principal of and interest on the Notes as required by the Constitution and laws of the State (State Constitution, Art. VIII, Section 2; Local Finance Law, Section 100.00). All the taxable real property within the District is subject to the levy of ad valorem taxes to pay the Notes and interest thereon, without limitation as to rate or amount. See “NATURE OF OBLIGATION” and “TAX LEVY LIMITATION LAW” herein.

The Notes are dated June 29, 2026 and mature, without option of prior redemption, on June 29, 2027. The Notes will be issued in either (i) registered certificated form registered in the name of the purchaser, in denominations of \$5,000 each or multiples thereof, with principal and interest payable in Federal Funds at such bank(s) or trust company(ies) located and authorized to do business in the State as may be selected by such successful bidder(s); or (ii) registered book-entry-only form registered to Cede & Co. as nominee of DTC, which will act as the securities depository for the Notes. See "BOOK-ENTRY-ONLY SYSTEM" herein.

No Optional Redemption

The Notes are not subject to redemption prior to maturity.

Purpose of Issue

The Notes are being issued pursuant to the Constitution and statutes of the State of New York, including among others, the Education Law and the Local Finance Law and a bond resolution of the District dated January 14, 2025 authorizing the issuance of up to \$12,500,000 serial bonds for the reconstruction and renovation of, and the construction of improvements and upgrades to, various District buildings and facilities at a maximum estimated cost of \$12,500,000. This project represents Phase II of a three-phase project. (See “Capital Project Plans” herein.) On August 14, 2025, the District issued \$1,500,000 bond anticipation notes as the initial borrowing for the aforementioned purpose, which are outstanding and maturing June 30, 2026.

The proceeds of the Notes, along with \$250,000 available funds of the District will partially redeem and renew the \$1,500,000 bond anticipation notes outstanding and maturing June 30, 2026 and provide \$3,500,000 in new money for the aforementioned purpose.

BOOK-ENTRY-ONLY SYSTEM

The Depository Trust Company (“DTC”), New York, NY, will act as securities depository for the Notes, if so requested. The Notes will be issued as fully-registered securities registered in the name of Cede & Co. (DTC’s partnership nominee) or such other name as may be requested by an authorized representative of DTC. One fully-registered note certificate will be issued for each note bearing the same rate of interest and CUSIP number and will be deposited with DTC.

DTC, the world’s largest depository, is a limited-purpose trust company organized under the New York Banking Law, a “banking organization” within the meaning of the New York Banking Law, a member of the Federal Reserve System, a “clearing corporation” within the meaning of the New York Uniform Commercial Code, and a “clearing agency” registered pursuant to the provisions of Section 17A of the Securities Exchange Act of 1934. DTC holds and provides asset servicing for over 3.5 million issues of U.S. and non-U.S. equity issues, corporate and municipal debt issues, and money market instruments from over 100 countries that DTC’s participants (“Direct Participants”) deposit with DTC. DTC also facilitates the post-trade settlement among Direct Participants of sales and other securities transactions in deposited securities, through electronic computerized book-entry transfers and pledges between Direct Participants’ accounts. This eliminates the need for physical movement of securities certificates. Direct Participants include both U.S. and non-U.S. securities brokers and dealers, banks, trust companies, clearing corporations, and certain other organizations. DTC is a wholly-owned subsidiary of The Depository Trust & Clearing Corporation (“DTCC”). DTCC is the holding company for DTC, and Fixed Income Clearing Corporation, all of which are registered clearing agencies. DTCC is owned by the users of its regulated subsidiaries. Access to the DTC system is also available to others such as both U.S. and non-U.S. securities brokers and dealers, banks, trust companies, and clearing corporations that clear through or maintain a custodial relationship with a Direct Participant, either directly or indirectly (“Indirect Participants”). The DTC Rules applicable to its Participants are on file with the Securities and Exchange Commission. More information about DTC can be found at www.dtcc.com and www.dtc.org.

Purchases of Notes under the DTC system must be made by or through Direct Participants, which will receive a credit for the Notes on DTC’s records. The ownership interest of each actual purchaser of each Note (“Beneficial Owner”) is in turn to be recorded on the Direct and Indirect Participants’ records. Beneficial Owners will not receive written confirmation from DTC of their purchase. Beneficial Owners are, however, expected to receive written confirmations providing details of the transaction, as well as periodic statements of their holdings, from the Direct or Indirect Participant through which the Beneficial Owner entered into the transaction. Transfers of ownership interests in the Notes are to be accomplished by entries made on the books of Direct and Indirect Participants acting on behalf of Beneficial Owners. Beneficial Owners will not receive certificates representing their ownership interests in Notes, except in the event that use of the book-entry system for the Notes is discontinued.

To facilitate subsequent transfers, all Notes deposited by Direct Participants with DTC are registered in the name of DTC’s partnership nominee, Cede & Co., or such other name as may be requested by an authorized representative of DTC. The deposit of Notes with DTC and their registration in the name of Cede & Co. or such other DTC nominee do not effect any change in beneficial ownership. DTC has no knowledge of the actual Beneficial Owners of the Notes; DTC’s records reflect only the identity of the Direct Participants to whose accounts such Notes are credited, which may or may not be the Beneficial Owners. The Direct and Indirect Participants will remain responsible for keeping account of their holdings on behalf of their customers.

Conveyance of notices and other communications by DTC to Direct Participants, by Direct Participants to Indirect Participants, and by Direct Participants and Indirect Participants to Beneficial Owners will be governed by arrangements among them, subject to any statutory or regulatory requirements as may be in effect from time to time. Beneficial Owners of Notes may wish to take certain steps to augment the transmission to them of notices of significant events with respect to the Notes, such as redemptions, tenders, defaults, and proposed amendments to the Note documents. For example, Beneficial Owners of Notes may wish to ascertain that the nominee holding the Notes for their benefit has agreed to obtain and transmit notices to Beneficial Owners. In the alternative, Beneficial Owners may wish to provide their names and addresses to the registrar and request that copies of notices be provided directly to them.

Principal and interest payments on the Notes will be made to Cede & Co., or such other nominee as may be requested by an authorized representative of DTC. DTC's practice is to credit Direct Participants' accounts upon DTC's receipt of funds and corresponding detail information from the District, on payable date in accordance with their respective holdings shown on DTC's records. Payments by Participants to Beneficial Owners will be governed by standing instructions and customary practices, as is the case with securities held for the accounts of customers in bearer form or registered in "street name," and will be the responsibility of such Participant and not of DTC nor its nominee, or the District, subject to any statutory or regulatory requirements as may be in effect from time to time. Payment of redemption proceeds, principal and interest payments to Cede & Co. (or such other nominee as may be requested by an authorized representative of DTC) is the responsibility of the District, disbursement of such payments to Direct Participants will be the responsibility of DTC, and disbursement of such payments to the Beneficial Owners will be the responsibility of Direct and Indirect Participants.

DTC may discontinue providing its services as depository with respect to the Notes at any time by giving reasonable notice to the District. Under such circumstances, in the event that a successor depository is not obtained, note certificates are required to be printed and delivered.

The District may decide to discontinue use of the system of book-entry transfers through DTC (or a successor securities depository). In that event, note certificates will be printed and delivered.

The information in this section concerning DTC and DTC's book-entry system has been obtained from sources that the District believes to be reliable, but the District takes no responsibility for the accuracy thereof.

Source: The Depository Trust Company.

THE DISTRICT CANNOT AND DOES NOT GIVE ANY ASSURANCES THAT DTC, DIRECT PARTICIPANTS OR INDIRECT PARTICIPANTS OF DTC WILL DISTRIBUTE TO THE BENEFICIAL OWNERS OF THE NOTES (1) PAYMENTS OF PRINCIPAL OF OR INTEREST ON THE NOTES; (2) CONFIRMATIONS OF THEIR OWNERSHIP INTERESTS IN THE NOTES; OR (3) OTHER NOTICES SENT TO DTC OR CEDE & CO., ITS PARTNERSHIP NOMINEE, AS THE REGISTERED OWNER OF THE NOTES, OR THAT THEY WILL DO SO ON A TIMELY BASIS, OR THAT DTC, DIRECT PARTICIPANTS OR INDIRECT PARTICIPANTS WILL SERVE AND ACT IN THE MANNER DESCRIBED IN THIS OFFICIAL STATEMENT.

THE DISTRICT WILL NOT HAVE ANY RESPONSIBILITY OR OBLIGATIONS TO DTC, THE DIRECT PARTICIPANTS, THE INDIRECT PARTICIPANTS OF DTC OR THE BENEFICIAL OWNERS WITH RESPECT TO (1) THE ACCURACY OF ANY RECORDS MAINTAINED BY DTC OR ANY DIRECT PARTICIPANTS OR INDIRECT PARTICIPANTS OF DTC; (2) THE PAYMENT BY DTC OR ANY DIRECT PARTICIPANTS OR INDIRECT PARTICIPANTS OF DTC OF ANY AMOUNT DUE TO ANY BENEFICIAL OWNER IN RESPECT OF THE PRINCIPAL AMOUNT OF OR INTEREST ON THE NOTES; (3) THE DELIVERY BY DTC OR ANY DIRECT PARTICIPANTS OR INDIRECT PARTICIPANTS OF DTC OF ANY NOTICE TO ANY BENEFICIAL OWNER; OR (4) ANY CONSENT GIVEN OR OTHER ACTION TAKEN BY DTC AS THE REGISTERED HOLDER OF THE NOTES.

THE INFORMATION CONTAINED HEREIN CONCERNING DTC AND ITS BOOK-ENTRY SYSTEM HAS BEEN OBTAINED FROM DTC AND THE DISTRICT MAKES NO REPRESENTATION AS TO THE COMPLETENESS OR THE ACCURACY OF SUCH INFORMATION OR AS TO THE ABSENCE OF MATERIAL ADVERSE CHANGES IN SUCH INFORMATION SUBSEQUENT TO THE DATE HEREOF.

Certificated Notes under Certain Circumstances

If the book-entry form is initially chosen by the purchaser(s) of the Notes, DTC may discontinue providing its services with respect to the Notes at any time by giving notice to the District and discharging its responsibilities with respect thereto under applicable law, or the District may terminate its participation in the system of book-entry-only system transfers through DTC at any time. In the event that such book-entry-only system is utilized by a purchaser(s) of the Notes upon issuance and later discontinued, the following provisions will apply:

The Notes will be issued in registered form. Principal of and interest on the Notes will be payable at the option of the purchaser(s) at the office of the District or at a principal corporate trust office of a bank or trust company located and authorized to do business in the State of New York to be named as fiscal agent by the District. Paying agent fees, if any, shall be the responsibility of the purchaser(s). A single note certificate will be issued for those Notes bearing the same rate of interest in the aggregate principal amount held by each owner at such interest rate. The Notes will remain not subject to redemption prior to their stated final maturity date.

THE SCHOOL DISTRICT

General Information

Located in the north central part of Schoharie County, with small portions of the District in Otsego and Montgomery Counties, the District has a land area of about 181 square miles. The District is 40 miles southwest of the City of Albany and 35 miles southwest of Schenectady. Highway I-88 places the District within easy reach of metropolitan centers.

The District centers around the incorporated Village of Cobleskill. The Village is the commercial hub of the surrounding agricultural areas and contains industrial manufacturers of textiles, plastics and other products. The State University of New York (SUNY) Agriculture and Technical College at Cobleskill has an enrollment of more than 1,700. It provides extensive two-year and four-year programs and cultural activities. Easy commuting distances allow residents access to the Capital District's industries, fifteen colleges and universities, cultural resources and State government.

Recreational activities include an 18-hole public golf course, tennis courts, community playground and swimming pool and nearby summer and winter resorts. Many cultural offerings are shared with the community by SUNY Cobleskill. The District is home to the Iroquois Museum and Howe Caverns.

Source: District officials.

Population

The current estimated population of the District is 13,564.

(Source: U.S. Census Bureau, 2021-2024 American Community Survey 5-Year Estimate.)

Larger Employers

The larger employers located within the area in and surrounding the District includes:

<u>Name</u>	<u>Type</u>	<u>Number of Employees</u>
State University College at Cobleskill	Higher Education	555
Cobleskill-Richmondville Central School District	Public Education	400
County of Schoharie	Municipality	380
Walmart.	Retail	350
Schoharie Central School District	Public Education	200
Bassett Hospital	Health Care	195
Price Chopper	Supermarket	185
Middleburgh Central School District	Public Education	180

Source: District officials.

THE REMAINDER OF THIS PAGE IS LEFT INTENTIONALLY BLANK

Selected Wealth and Income Indicators

Per capita income statistics are not available for the District as such. The smallest areas for which such statistics are available, which include the District, are the Towns and the Counties listed below. The figures set below with respect to such Towns and Counties is included for information only. It should not be inferred from the inclusion of such data in the Official Statement that the Towns or the County is necessarily representative of the District, or vice versa.

	<u>Per Capita Income</u>			<u>Median Family Income</u>		
	<u>2006-2010</u>	<u>2016-2020</u>	<u>2020-2024</u>	<u>2006-2010</u>	<u>2016-2020</u>	<u>2020-2024</u>
Towns of:						
Blenheim	\$ 20,865	\$ 24,944	\$ 48,391	\$ 53,393	\$ 54,583	\$ 118,125
Carlisle	24,500	34,425	50,454	69,567	65,357	97,557
Cobleskill	22,269	29,808	33,165	71,000	69,020	90,221
Esperance	29,504	36,435	43,139	68,571	75,714	100,821
Fulton	20,881	32,027	41,272	54,268	62,222	86,250
Jefferson	24,956	38,709	42,933	49,934	78,500	77,059
Middleburgh	25,353	30,689	44,465	64,458	64,739	73,750
Richmondville	20,146	27,588	33,679	47,708	63,795	75,893
Schoharie	30,258	27,552	34,623	69,107	72,557	87,232
Seward	26,497	27,488	33,257	70,417	65,833	105,962
Summit	24,643	31,978	36,040	52,500	74,840	90,367
Decatur	22,154	34,696	39,753	41,071	70,000	71,500
Roseboom	22,111	27,184	40,486	57,083	61,705	88,750
Worcester	19,573	28,544	31,391	50,639	73,011	87,564
Root	23,568	23,086	30,076	53,750	61,581	94,125
Counties of:						
Schoharie	25,105	32,352	38,809	61,828	71,211	89,356
Otsego	22,902	30,223	36,840	56,797	71,686	86,188
Montgomery	22,347	27,346	33,117	53,476	63,989	90,586
State of:						
New York	30,948	40,898	50,712	67,405	87,270	106,873

Source: U.S. Census Bureau, 2006-2010, 2016-2020, and 2020-2024 American Community 5-year estimates data.

Note: 2021-2025 American Community 5-year estimates data is not available as of the date of this Official Statement.

Unemployment Rate Statistics

Unemployment statistics are not available for the District as such. The smallest areas for which such statistics are available (which include the District) are the Counties of Schoharie, Otsego, and Montgomery. The information set forth below with respect to the Counties and State of New York is included for informational purposes only. It should not be inferred from the inclusion of such data in this Official Statement that the Counties or the State are necessarily representative of the District, or vice versa.

	<u>Annual Averages</u>						
	<u>2019</u>	<u>2020</u>	<u>2021</u>	<u>2022</u>	<u>2023</u>	<u>2024</u>	<u>2025</u>
Schoharie County	4.6%	7.2%	4.9%	3.8%	4.2%	4.1%	4.0%
Otsego County	4.1	7.0	4.7	3.7	4.0	4.1	4.3
Montgomery County	4.8	8.4	5.6	4.0	4.3	4.3	4.2
New York State	3.9	9.8	7.1	4.3	4.1	4.3	4.3

	<u>2026 Monthly Figures</u>					
	<u>Jan</u>	<u>Feb</u>	<u>Mar</u>	<u>Apr</u>	<u>May</u>	<u>Jun</u>
Schoharie County	5.5%	6.1%	5.3%	4.1%	N/A	N/A
Otsego County	5.5	5.7	4.9	4.3	N/A	N/A
Montgomery County	5.3	5.8	5.0	4.2	N/A	N/A
New York State	4.7	5.2	4.4	4.2	N/A	N/A

Note: Unemployment rates for the months of May and June 2026 are not available as of the date of this Official Statement.

Source: Department of Labor, State of New York. (Note: Figures not seasonally adjusted).

Form of School Government

The Board of Education, which is the policy-making body of the District, consists of seven members with overlapping three-year terms. Each Board member must be a qualified voter of the District and no Board member may hold certain other District offices or position, while serving on the Board of Education. The President and the Vice President are selected by the Board members.

Budgetary Procedures

Pursuant to the Education Law, the Board of Education annually prepares or causes to be prepared, a budget for the ensuing fiscal year. A public hearing on such budget is held not less than seven days and not more than fourteen days prior to the vote. The Board of Education causes notice of such public hearing to be published four times beginning seven weeks prior to the vote. After the public hearing, but not less than six days prior to the budget vote, the District must mail a school budget notice to all qualified voters which contains the total budget amount, the dollar and percentage increase or decrease in the proposed budget (or contingency budget) as compared to the current budget, the percentage increase or decrease in the consumer price index, the estimated property tax levy, the basic STAR exemption impact and the date, time and place of the vote.

After the budget hearing and subsequent notice, a referendum upon the question of the adoption of the budget is held on the third Tuesday in May each year. All qualified District residents are eligible to participate.

Pursuant to Chapter 97 of the Laws of 2011, beginning with the 2012 – 2013 fiscal year, if the proposed budget requires a tax levy increase that does not exceed the lesser of 2% or the rate of inflation (the “School District Tax Cap”), then a majority vote is required for approval. If the proposed budget requires a tax levy that exceeds the School District Tax Cap, the budget proposition must include special language and a 60% vote is required for approval. Any separate proposition that would cause the School District to exceed the School District Tax Cap must receive at least 60% voter approval.

If the proposed budget is not approved by the required margin, the Board of Education may resubmit the original budget or a revised budget to the voters on the 3rd Tuesday in June, or adopt a contingency budget (which would provide for ordinary contingent expenses, including debt service) that levies a tax levy no greater than that of the prior fiscal year (i.e. a 0% increase in the tax levy).

If the resubmitted and/or revised budget is not approved by the required margin, the Board of Education must adopt a budget that requires a tax levy no greater than that of the prior fiscal year (i.e. a 0% increase in the tax levy). Clarification may be needed to determine whether a Board of Education must adopt a budget that requires the same tax levy amount as used in the prior fiscal year, or whether changes to the levy are permitted for such purposes as the permitted school district exclusions or the tax base growth factor. For a complete discussion of Chapter 97, see “TAX LEVY LIMITATION LAW” herein.

Recent Budget Vote Results

The budget for the 2025-2026 fiscal year was adopted by the qualified voters on May 20, 2025 by a vote of 429 to 353. The District’s adopted budget for 2025-2026 fiscal year remained within the Tax Cap imposed by Chapter 97 of the Laws of 2011. The budget called for a tax levy increase of 2.55%, which was within the District’s maximum allowable tax levy increase for the 2025-2026 fiscal year.

The budget for the 2026-2027 fiscal year was adopted by the qualified voters on May 19, 2026 by a vote of 560 to 212. The District’s adopted budget for 2026-2027 fiscal year remained within the Tax Cap imposed by Chapter 97 of the Laws of 2011. The budget called for a tax levy increase of 1.91%, which was within the District’s maximum allowable tax levy increase for the 2025-2026 fiscal year.

Investment Policy

Pursuant to the statutes of the State of New York, the District is permitted to invest only in the following investments: (1) special time deposits or certificates of deposits in a bank or trust company located and authorized to do business in the State of New York; (2) obligations of the United States of America; (3) obligations guaranteed by agencies of the United States of America where the payment of principal and interest is guaranteed by the United States of America; (4) obligations of the State of New York; (5) with the approval of the New York State Comptroller, tax anticipation notes and revenue anticipation notes issued by any New York municipality or district corporation, other than the District; (6) obligations of a New York public corporation which are made lawful investments by the District pursuant to another provision of law; (7) certain certificates of participation issued on behalf of political subdivisions of the State of New York; and, (8) in the case of District moneys held in certain reserve funds established pursuant to law, obligations issued by the District. These statutes further require that all bank deposits, in excess of the amount insured under the Federal Deposit Insurance Act, be secured by either a pledge of eligible securities, an eligible surety bond or an eligible letter of credit, as those terms are defined in the law.

Consistent with the above statutory limitations, it is the District's current policy to invest in: (1) certificates of deposit or time deposit accounts that are fully secured as required by statute, (2) obligations of the United States of America or (3) obligations guaranteed by agencies of the United States of America where payment of principal and interest is guaranteed by the United States of America. In the case of obligations of the United States government, the District may purchase such obligations pursuant to a written repurchase agreement that requires the purchased securities to be delivered to a third-party custodian.

State Aid

The District receives financial assistance from the State in the form of State aid for operating, building and other purposes at various times throughout its fiscal year, pursuant to formulas and payment schedules set forth by statute. In its adopted budget for the 2026-27 fiscal year, approximately 50.61% of the revenues of the District are estimated to be received in the form of State aid. While the State has a constitutional duty to maintain and support a system of free common schools that provides a "sound basic education" to children of the State, there can be no assurance that the State appropriation for State aid to school districts will be continued in future years, either pursuant to existing formulas or in any form whatsoever.

In addition to the amount of State aid budgeted annually by the District, the State makes payments of STAR aid representing tax savings provided by school districts to their taxpayers under the STAR Program.

The State is not constitutionally obligated to maintain or continue State aid to the District. No assurance can be given that present State aid levels will be maintained in the future. State budgetary restrictions which could eliminate or substantially reduce State aid could have a material adverse effect upon the District, requiring either a counterbalancing increase in revenues from other sources to the extent available, or a curtailment of expenditures (See also "MARKET AND RISK FACTORS").

State aid, including building aid appropriated and apportioned to the School District, can be paid only if the State has such monies available therefor. The availability of such monies and the timeliness of such payment could be affected by a delay in the adoption of the State budget or their elimination therefrom.

There can be no assurance that the State's financial position will not change materially and adversely from current projections. If this were to occur, the State would be required to take additional gap-closing actions. Such actions may include, but are not limited to: reductions in State agency operations; delays or reductions in payments to local governments or other recipients of State aid including school districts in the State. Reductions in the payment of State aid could adversely affect the financial condition of school districts in the State.

The amount of State aid to school districts can vary from year to year and is dependent in part upon the financial condition of the State. During the 2011 to 2019 fiscal years of the State, State aid to school districts was paid in a timely manner; however, during the State's 2010 and 2020 fiscal years, State budgetary restrictions resulted in delayed payments of State aid to school districts in the State. In addition, the availability of State aid and the timeliness of payment of State aid to school districts could be affected by a delay in the adoption of the State budget, which is due at the start of the State's fiscal year of April 1. The State's Enacted Budgets were adopted after the April 1 deadline in the State's fiscal years 2023-24 (adopted on May 2, 2023, thirty-one (31) days late), 2024-25 (adopted on April 22, 2024, twenty-one (21) days late) and 2025-26 (adopted on May 9, 2025, thirty-eight (38) days late). As of the date of this Official Statement, the State's 2026-27 budget is thirty-seven (37) days late. The State's Enacted Budgets were adopted by April 1 or shortly thereafter in the State's fiscal years 2016-17 through 2022-23, inclusive. As of the date hereof, the State has not adopted a budget for the State's fiscal year 2026-27. No assurance can be given that the State will not experience delays in the adoption of the budget in future fiscal years. Significant delays in the adoption of the State budget could result in delayed payment of State aid to school districts in the State which could adversely affect the financial condition of school districts in the State.

Should the District fail to receive State aid expected from the State in the amounts and at the times expected, occasioned by a delay in the payment of such monies or by a mid-year reduction in State aid, the District is authorized by the Local Finance Law to provide operating funds by borrowing in anticipation of the receipt of uncollected State aid.

Federal Aid Received by the State

The State receives a substantial amount of federal aid for health care, education, transportation and other governmental purposes, as well as federal funding to respond to, and recover from, severe weather events and other disasters. Many of the policies that drive this federal aid may be subject to change under the federal administration and Congress. Current federal aid projections, and the assumptions on which they rely, are subject to revision in the future as a result of changes in federal policy, the general condition of the global and national economies and other circumstances.

Reductions in Federal funding levels could have a materially adverse impact on the State budget. In addition to the potential fiscal impact of policies that may be proposed and adopted by the new administration and Congress, the State budget may be adversely affected by other actions taken by the Federal government, including audits, disallowances, and changes to Federal participation rates or other Medicaid rules.

President Trump signed an executive order that directs the Secretary of Education to take all necessary steps to facilitate the closure of the U.S. Department of Education. The executive order aims to minimize the federal role in education but stops short of completely closing the Department as this would require 60 votes in the U.S. Senate. President Trump also indicated his preference that critical functions, like distributing Individuals with Disabilities Education Act funding, would be the responsibility of other federal agencies. The impact that the executive order will have on the State and school districts in the State is unknown at this time.

Building Aid

A portion of the District's State aid consists of building aid which is related to outstanding indebtedness for capital project purposes. In order to receive building aid, the District must have building plans and specifications approved by the Facilities Planning Unit of the State Education Department. A maximum construction and incidental cost allowance is computed for each building project that takes into account a pupil construction cost allowance and assigned pupil capacity. For each project financed with debt obligations, a bond percentage is computed. The bond percentage is derived from the ratio of total approved cost allowances to the total principal borrowed. Approved cost allowances are estimated until a project final cost report is completed.

Building Aid is paid over fifteen years for reconstruction work, twenty years for building additions, or thirty years for new building construction. Building Aid for a specific building project is eligible to begin eighteen months after State Commissioner of Education approval date, for that project, and is paid over the previously described timeframe, assuming all necessary building aid forms are filed with the State in a timely manner. The building aid received is equal to the assumed debt service for that project, which factors in the bond percent, times the building aid ratio that is assigned to the District, and amortized over the predefined timeframe. The building aid ratio is calculated based on a formula that involves the full valuation per pupil in the District compared to a State-wide average.

Pursuant to the provisions of Chapter 760 of the Laws of 1963, the District is eligible to receive a Building Aid Estimate from the New York State Department of Education. Since the gross indebtedness of the District is within the debt limit, the District is not required to apply for a Building Aid Estimate. Based on 2026-27 building aid ratios, the District expects to receive State building aid of approximately 82.5% of debt service on State Education Department approved expenditures from July 1, 2004 to the present.

The State building aid ratio is calculated each year based upon a formula which reflects Resident Weighted Average Daily Attendance (RWADA) and the full value per pupil compared with the State average. Consequently, the estimated aid will vary over the life of each issue. State building aid is further dependent upon the continued apportionment of funds by the State Legislature.

State Aid History

School district fiscal year (2021-2022): The State's 2021-22 Enacted Budget included \$29.5 billion in State aid to school districts, and significantly increased funding for schools and local governments, including a \$1.4 billion increase in Foundation Aid and a three-year phase-in of the full restoration to school districts of Foundation Aid that was initially promised in 2007. Additionally, the budget included the use of \$13 billion of federal funds for emergency relief, along with the Governor's Emergency Education Relief, which included, in part, the allocation of \$629 million to school districts as targeted grants in an effort to address learning loss as a result of the loss of enrichment and after-school activities. In addition, \$105 million of federal funds were allocated to expand full-day kindergarten programs. Under the budget, school districts were reimbursed for the cost of delivering school meals and instructional materials in connection with COVID-19-related school closures in spring 2020, along with the costs of keeping transportation employees and contractors on stand-by during the short-term school closures prior to the announcement of the closure of schools for the remainder of the 2019-20 year. Under the budget, local governments also received full restoration of proposed cuts to Aid and Incentives for Municipalities (AIM) funding, and full restoration of \$10.3 million in proposed Video Lottery Terminal (VLT) aid cuts, where applicable.

School district fiscal year (2022-2023): The State's 2022-23 Enacted Budget included \$31.5 billion in State funding to school districts for the 2022-23 school year. This represented an increase of \$2.1 billion or 7.2 percent compared to the 2021-22 school year, and included a \$1.5 billion or 7.7 percent Foundation Aid increase. The State's 2022-23 Enacted Budget also included \$14 billion of federal Elementary and Secondary School Emergency Relief and Governor's Emergency Education Relief funds to public schools. This funding, available for use over multiple years, was designed to assist public schools to reopen for in-person instruction, address learning loss, and respond to students' academic, social, and emotional needs due to the disruptions of the COVID-19 pandemic. The State's 2022-23 Enacted Budget allocated \$100 million over two years for a new State matching fund for school districts with the highest needs to support efforts to address student well-being and learning loss. In addition, the State's 2022-23 Enacted Budget increased federal funds by \$125 million to expand access to full-day prekindergarten programs for four-year-old children in school districts statewide in the 2022-23 school year.

School district fiscal year (2023-2024): The State’s 2023-24 Enacted Budget included \$34.5 billion for school aid, an increase of \$3.1 billion or 10%. The States 2023-24 Budget also provided a \$2.6 billion increase in Foundation Aid, fully funding the program for the first time in history. The State’s 2023-24 Enacted Budget provided \$134 million to increase access to free school meals. An additional \$20 million in grant funding was included to establish new Early College High School and Pathways in Technology Early College High School Programs. An investment of \$10 million over two years in competitive funding for school districts, boards of cooperative educational services, and community colleges will be made to promote job readiness. An additional \$150 million will be used to expand high-quality full-day prekindergarten, resulting in universal prekindergarten to be phased into 95% of the State.

School district fiscal year (2024-2025): The State’s 2024-25 Enacted Budget provided \$35.9 billion in State funding to school districts for the 2024-25 school year, the highest level of State aid ever at that time (assuming the State aid amount agreed to as described in the following paragraphs is the amount ultimately enacted). This represented an increase of \$1.3 billion compared to the 2023-24 school year and included a \$934 million or 3.89 percent Foundation Aid increase. The State’s 2024-25 Enacted Budget maintained the “save harmless” provision, which ensured a school district receives at least the same amount of Foundation Aid as it received in the prior year. The State’s 2024-25 Enacted Budget also authorized a comprehensive study by the Rockefeller Institute and the State Department of Education to develop a modernized school funding formula.

School district fiscal year (2025-2026): The State’s 2025-26 Enacted Budget included approximately \$37.6 billion in State funding to school districts for the 2025-2026 school year, an estimated year-to-year funding increase of \$1.7 billion. The State’s 2025-26 Budget provided an estimated \$26.3 billion in Foundation Aid, a year over year increase of \$1.42 billion and includes a 2% minimum increase in Foundation Aid to all school districts. As part of the 2025–26 Enacted State Budget, the Governor and Legislature made targeted adjustments to the Foundation Aid formula. While the formula itself remains largely intact, the budget includes a hold harmless provision ensuring that no district receives less Foundation Aid than in the prior year. Additionally, all districts are guaranteed at least a 2% year-over-year increase in Foundation Aid. The enacted budget also includes formula modifications intended to provide enhanced support for high-need and disadvantaged school districts.

Provisions in the State’s 2025-26 Enacted Budget granted the State Budget Director the authority to withhold all or some of the amounts appropriated therein, including amounts that are to be paid on specific dates prescribed in law or regulation (such as State Aid) if, on a cash basis of accounting, a “general fund imbalance” has or is expected to occur in fiscal year 2025-26. Specifically, the State’s 2025-26 Enacted Budget provides that a “general fund imbalance” has occurred, and the State Budget Director’s powers are activated, if any State fiscal year 2025-26 quarterly financial plan update required by Subdivision 4 of Section 23 of the New York State Finance Law reflects, or if at any point during the final quarter of State fiscal year 2025-26 the State Budget Director projects, that estimated general fund receipts and/or estimated general fund disbursements have or will vary from the estimates included in the State’s 2025-26 Enacted Budget financial plan required by sections 22 and 23 of the New York State Finance Law results in a cumulative budget imbalance of \$2 billion or more. Any significant reductions or delays in the payment of State aid could adversely affect the financial condition of school districts in the State. No general fund imbalance occurred in the State’s fiscal year 2025-26.

School district fiscal year (2026-2027): The State’s 2026-27 Executive Budget provided \$39.3 billion in State funding to school districts for the 2026-27 school year. This represented an increase of \$1.6 billion, or 4.3 percent compared to the 2025-26 school year and included a \$779.5 million or 3 percent Foundation Aid increase.

State Aid Litigation

In January 2001, the State Supreme Court issued a decision in Campaign for Fiscal Equity v. New York (“CFE”) mandating that the system of apportionment of State aid to school districts within the State be restructured by the Governor and the State Legislature. On June 25, 2002, the Appellate Division of the State Supreme Court reversed that decision. On June 26, 2003, the State Court of Appeals, the highest court in the State, reversed the Appellate Division, holding that the State must, by July 30, 2004, ascertain the actual cost of providing a sound basic education, enact reforms to the system of school funding and ensure a system of accountability for such reforms. The Court of Appeals further modified the decision of the Appellate Division by deciding against a Statewide remedy and instead limited its ruling solely to the New York City school system.

After further litigation, on appeal in 2006, the Court of Appeals held that \$1.93 billion of additional funds for the New York City schools – as initially proposed by the Governor and presented to the Legislature as an amount sufficient to provide a sound basic education – was reasonably determined. State legislative reforms in the wake of the CFE decision included increased accountability for expenditure of State funds and collapsing over 30 categories of school aid for school districts in the State into one classroom operating formula referred to as Foundation Aid. The stated purpose of Foundation Aid is to prioritize funding distribution based upon student need. As a result of the Court of Appeals ruling schools were to receive \$5.5 billion increase in Foundation Aid over a four fiscal year phase-in covering 2007 to 2011.

A case related to the CFE was heard on appeal on May 30, 2017 in New Yorkers for Students' Educational Rights v. State of New York ("NYSER") and a consolidated case on the right to a sound basic education. The NYSER lawsuit asserts that the State has failed to comply with the original decision in the Court of Appeals in the CFE case, and asks the Court of Appeals to require the State to develop new methodologies, formulas and mechanisms for determining State aid, to fully fund the foundation aid formula, to eliminate the supermajority requirement for voter approval of budgets which increase school district property tax levies above the property tax cap limitation, and related matters. On June 27, 2017, the Court of Appeals held that the plaintiffs causes of action were properly dismissed by the earlier Appellate Division decision except insofar as two causes of action regarding accountability mechanisms and sufficient State funding for a "sound basic education" as applicable solely to the school districts in New York City and Syracuse. The Court emphasized its previous ruling in the CFE case that absent "gross education inadequacies", claims regarding state funding for a "sound basic education" must be made on a district-by-district basis based on the specific facts therein. On October 14, 2021 Governor Hochul announced that New York State reached an agreement to settle and discontinue the NYSER case, following through on the State's commitment to fully fund the current Foundation Aid formula to New York's school districts over three years and ending the State's prior opposition to providing such funding. The litigation, which has been ongoing since 2014, sought to require New York State to fully fund the Foundation Aid formula that was put into place following the CFE cases, and had been previously opposed by the State. Foundation Aid was created in 2007 and takes school district wealth and student need into account to create an equitable distribution of state funding to schools, however, New York State has never fully funded Foundation Aid. The new settlement requires New York State to phase-in full funding of Foundation Aid by the FY 2024 budget. In the FY 2022 Enacted State Budget approved in April 2022, the Executive and Legislature agreed to fully fund Foundation Aid by the FY 2024 and FY 2025 budget and enacted this commitment into law.

A breakdown of currently anticipated Foundation Aid funding is available below

- FY 2022: \$19.8 billion, covering 30% of the existing shortfall.
- FY 2023: Approximately \$21.3 billion, covering 50% of the anticipated shortfall.
- FY 2024: Approximately \$23.2 billion, eliminating the anticipated shortfall, and funding the full amount of Foundation Aid for all school districts.
- FY 2025: Funding the full amount of Foundation Aid for all school districts.
- FY 2026: \$26.3 billion in Foundation Aid, a year over year increase of \$1.42 billion and a 2% minimum increase in Foundation Aid to all school districts.
- FY 2027 Executive Budget: \$27 billion in Foundation Aid, an increase of \$779 million from 2025-26, and a 1% minimum increase in Foundation Aid to all school districts.

The State's 2025-26 and 2026-27 Budgets also made a number of alterations to the Foundation Aid formula to more accurately reflect low-income student populations and provide additional aid to low-wealth school districts.

State Aid Revenues

The following table illustrates the percentage of total revenues of the District for each of the below fiscal years comprised of State aid.

<u>Fiscal Year</u>	<u>Total Revenues</u> ⁽¹⁾	<u>Total State Aid</u>	<u>Percentage of Total Revenues Consisting of State Aid</u>
2020-2021	\$ 40,833,333	\$ 20,541,009	50.30%
2021-2022	42,516,596	21,765,902	51.19
2022-2023	43,597,442	22,228,765	50.99
2023-2024	45,060,688	21,957,294	48.78
2024-2025	45,695,539	22,202,639	48.59
2025-2026 (Budgeted)	46,121,239	22,744,477	49.31
2026-2027 (Budgeted)	46,181,657	22,373,484	50.61

⁽¹⁾ General fund only. Does not include interfund transfers, or appropriated fund balance or reserves, if any.

Source: Audited Financial Statements for the 2020-21 through 2024-25 fiscal years, and adopted budgets for the 2025-26 and 2026-27 fiscal years (unaudited). This table is not audited.

District Facilities

<u>Name</u>	<u>Grades</u>	<u>Capacity</u>	<u>Year(s) Built</u>
George D. Ryder Elementary School	Pre-K-2	621	1958
Joseph B. Radez Elementary School	3-5	473	1932
Golding Middle School	6-8	745	1932
Shelter Building Middle School Annex	6	160	1967
High School	9-12	800	1998

Source: District officials.

Enrollment Trends

<u>School Year</u>	<u>Actual Enrollment</u>	<u>School Year</u>	<u>Projected Enrollment</u>
2021-2022	1,674	2026-2027	1,608
2022-2023	1,646	2027-2028	1,575
2023-2024	1,644	2028-2029	1,562
2024-2025	1,614	2029-2030	1,547
2025-2026	1,610	2030-2031	1,537

Note: The figures above include home-schooled enrollment.

Source: District officials.

Employees

The District employs a total of approximately 400 part and full-time employees with representation by various unions as follows:

<u>Number of Employees</u>	<u>Bargaining Unit</u>	<u>Contract Expiration Date</u>
180	Cobleskill-Richmondville Teachers' Association	June 30, 2028
200	Cobleskill-Richmondville Educational Support Personnel Association	June 30, 2027
10	Cobleskill-Richmondville Administrators' Association	June 30, 2029
1	Superintendent	June 30, 2029
1	Business Manager	June 30, 2027
8	Confidential/Management	Annual Agreements

Source: District officials.

Status and Financing of Employee Pension Benefits

Substantially all employees of the District are members of either the New York State and Local Employees' Retirement System ("ERS") (for non-teaching and non-certified administrative employees) or the New York State Teachers' Retirement System ("TRS") (for teachers and certified administrators). (Both Systems are referred to together hereinafter as the "Retirement Systems" where appropriate.) These Retirement Systems are cost-sharing multiple public employer retirement systems. The obligation of employers and employees to contribute and the benefits to employees are governed by the New York State Retirement System and Social Security Law (the "Retirement System Law"). The Retirement Systems offer a wide range of plans and benefits which are related to years of service and final average salary, vesting of retirement benefits, death and disability benefits and optional methods of benefit payments. All benefits generally had vested after ten years of credited service; however, this was changed to five years as of April 9, 2022. The Retirement System Law generally provides that all participating employers in each retirement system are jointly and severally liable for any unfunded amounts. Such amounts are collected through annual billings to all participating employers. Generally, all employees, except certain part-time employees, participate in the Retirement Systems. The Retirement Systems are non-contributory with respect to members hired prior to July 27, 1976. All members (other than those in Tier V and VI, as described below) working less than ten years must contribute 3% (ERS) or 3.5% (TRS) of gross annual salary towards the cost of retirement programs.

On December 12, 2009, a new Tier V was signed into law. The legislation created a new Tier V pension level, the most significant reform of the State’s pension system in more than a quarter-century. Key components of Tier V include:

- Raising the minimum age at which most civilians can retire without penalty from 55 to 62 and imposing a penalty of up to 38% for any civilian who retires prior to age 62.
- Requiring ERS employees to continue contributing 3% of their salaries and TRS employees to continue contributing 3.5% toward pension costs so long as they accumulate additional pension credits.
- Increasing the minimum years of service required to draw a pension from 5 years to 10 years, which has since been changed to 5 years as of April 9, 2022 (for both Tier V and Tier VI).
- Capping the amount of overtime that can be considered in the calculation of pension benefits for civilians at \$15,000 per year, and for police and firefighters at 15% of non-overtime wages.

On March 16, 2012, the Governor signed into law the new Tier VI pension program, effective for new ERS and TRS employees hired after April 1, 2012. The Tier VI legislation provides for increased employee contribution rates of between 3% and 6% and contributions at such rates continue so long as such employee continues to accumulate pension credits, an increase in the retirement age from 62 years to 63 years, a readjustment of the pension multiplier, and a change in the time period for the final average salary calculation from 3 years to 5 years. Tier VI employees would vest in the system after ten years of employment; and employees will continue to make employee contribution throughout employment. As of April 9, 2022, vesting requirements were modified, resulting in employees becoming vested after five years. The State’s 2024-25 Enacted Budget included a provision that improved the pension benefits of Tier VI members by modifying the final average salary calculation from 5 years back to 3 years. This measure was effective as of April 1, 2024 for PFRS Tier VI members and April 20, 2024 for ERS Tier VI members. The Governor and Legislative leaders have publicly discussed changes to Tier VI. There is no way to predict as of the date whether the Legislature will adopt, and the Governor will sign into law, changes to Tier VI.

The District is required to contribute at an actuarially determined rate. The contributions are as follows:

<u>Fiscal Year</u>	<u>ERS</u>	<u>TRS</u>
2021-2022	\$ 543,461	\$ 1,471,650
2022-2023	467,083	1,505,443
2023-2024	683,600	1,546,662
2024-2025	709,557	1,581,863
2025-2026 (Budgeted)	825,838	1,530,840
2026-2027 (Budgeted)	854,556	1,328,270

Source: District officials.

The annual required pension contribution is due February 1 annually with the ability to pre-pay on December 15 at a discount. The District pre-pays this cost annually. Although permitted by recently enacted laws, the District is not amortizing any pension payments nor does it intend to do so in the foreseeable future.

Pursuant to various laws enacted between 1991 and 2002, the State Legislature authorized local governments to make available certain early retirement incentive programs to its employees. The District currently offers a monetary incentive to Cobleskill-Richmondville Educational Support Personnel Association members to retire in their first year of eligibility at a maximum amount of \$6,000 and to Cobleskill-Richmondville Educational Support Personnel to retire in their first year of eligibility at a maximum amount of \$5,000.

Historical Trends and Contribution Rates. Historically there has been a State mandate requiring full (100%) funding of the annual actuarially required local governmental contribution out of current budgetary appropriations. With the strong performance of the Retirement System in the 1990s, the locally required annual contribution declined to zero. However, with the subsequent decline in the equity markets, the pension system became underfunded. As a result, required contributions increased substantially to 15% to 20% of payroll for the employees’ and the police and fire retirement systems, respectively. Wide swings in the contribution rate resulted in budgetary planning problems for many participating local governments.

A chart of average ERS and TRS rates as a percent of payroll (2021-22 to 2025-26) is shown below:

<u>State Fiscal Year</u>	<u>ERS</u>	<u>TRS</u>
2022-23	11.6	10.29
2023-24	13.1	9.76
2024-25	15.2	10.11
2025-26	16.5	9.59
2026-27	17.6	8.24*

*Estimated. Final contribution rate expected to be adopted at the July 29, 2026 TRS Retirement Board meeting.

In 2003, Chapter 49 of the Laws of 2003 amended the Retirement and Social Security Law and the Local Finance Law. The amendments empowered the State Comptroller to implement a comprehensive structural reform program for ERS. The reform program established a minimum contribution for any local governmental employer equal to 4.5% of pensionable salaries for bills which were due December 15, 2003 and for all fiscal years thereafter, as a minimum annual contribution where the actual rate would otherwise be 4.5% or less due to the investment performance of the fund. In addition, the reform program instituted a billing system to match the budget cycle of municipalities and school districts that will advise such employers over one year in advance concerning actual pension contribution rates for the next annual billing cycle. Under the previous method, the requisite ERS contributions for a fiscal year could not be determined until after the local budget adoption process was complete. Under the new system, a contribution for a given fiscal year is based on the valuation of the pension fund on the prior April 1 of the calendar year preceding the contribution due date instead of the following April 1 in the year of contribution so that the exact amount may now be included in a budget.

Chapter 57 of the Laws of 2010 (Part TT) amended the Retirement and Social Security Law to authorize participating employers, if they so elect, to amortize an eligible portion of their annual required contributions to ERS when employer contribution rates rise above certain levels. The option to amortize the eligible portion began with the annual contribution due February 1, 2011. The amortizable portion of an annual required contribution is based on a “graded” rate by the State Comptroller in accordance with formulas provided in Chapter 57. Amortized contributions are to be paid in equal annual installments over a ten-year period, but may be prepaid at any time. Interest is to be charged on the unpaid amortized portion at a rate to be determined by State Comptroller, which approximates a market rate of return on taxable fixed rate securities of a comparable duration issued by comparable issuers. The interest rate is established annually for that year’s amortized amount and then applies to the entire ten years of the amortization cycle of that amount. When in any fiscal year, the participating employer’s graded payment eliminates all balances owed on prior amortized amounts, any remaining graded payments are to be paid into an employer contribution reserve fund established by the State Comptroller for the employer, to the extent that amortizing employer has no currently unpaid prior amortized amounts, for future such use.

The District is not amortizing any pension payments nor does it intend to do so in the foreseeable future.

Stable Rate Pension Contribution Option: The 2013-14 State Budget included a provision that authorized local governments, including the District, with the option to “lock-in” long-term, stable rate pension contributions for a period of years determined by the State Comptroller and ERS and TRS (the “Stable Rate Pension Contribution Option”). For 2016-17 the stable contribution option rate is 15.1% for ERS and 14.13% for TRS. The pension contribution rates under this program would reduce near-term payments for employers, but require higher than normal contributions in later years.

The State’s 2019-2020 Enacted Budget, which was signed into law as Chapter 59 of the Laws of 2019, included a provision that allows school districts in the State to establish a reserve fund for the purpose of funding the cost of TRS contributions, as a sub-fund of retirement contribution reserve funds presently authorized for amounts payable to the ERS by a school district. School districts are permitted to pay into such reserve fund during any particular fiscal year, an amount not to exceed two percent of the total compensation or salaries of all district-employed teachers who are members of the TRS paid during the immediately preceding fiscal year; provided that the balance of such fund may not exceed ten percent of the total compensation or salaries of all district-employed teachers who are members of the TRS paid during the immediately preceding fiscal year. The District established a TRS reserve fund.

The investment of monies, and assumptions underlying same, of the Retirement Systems covering the District’s employees is not subject to the direction of the District. Thus, it is not possible to predict, control or prepare for future unfunded accrued actuarial liabilities of the Retirement Systems (“UAALs”). The UAAL is the difference between total actuarially accrued liabilities and actuarially calculated assets available for the payment of such benefits. The UAAL is based on assumptions as to retirement age, mortality, projected salary increases attributed to inflation, across-the-board raises and merit raises, increases in retirement benefits, cost-of-living adjustments, valuation of current assets, investment return and other matters. Such UAALs could be substantial in the future, requiring significantly increased contributions from the District which could affect other budgetary matters. Concerned investors should contact the Retirement Systems administrative staff for further information on the latest actuarial valuations of the Retirement Systems.

Other Post-Employment Benefits

Healthcare Benefits. It should also be noted that the District provides employment healthcare benefits to various categories of former employees. These costs may be expected to rise substantially in the future. There is now an accounting rule that requires governmental entities, such as the District, to account for employment healthcare benefits as it accounts for vested pension benefits.

School districts and Boards of Cooperative Educational Services, unlike other municipal units of government in the State, have been prohibited from reducing health benefits received by or increasing health care contributions paid by retirees below the level of benefits or contributions afforded to or required from active employees since the implementation of Chapter 729 of the Laws of 1994. Legislative attempts to provide similar protection to retirees of other local units of government in the State have not succeeded as of this date. Nevertheless, many such retirees of all varieties of municipal units in the State do presently receive such benefits.

OPEB. OPEB refers to "other post-employment benefits," meaning other than pension benefits, disability benefits and OPEB consist primarily of health care benefits, and may include other benefits such as disability benefits and life insurance. Until now, these benefits have generally been administered on a pay-as-you-go basis and have not been reported as a liability on governmental financial statements.

GASB 75. In 2015, the Governmental Accounting Standards Board ("GASB") released new accounting standards for public Other Post-Employment Benefits ("OPEB") plans and participating employers. These standards, GASB Statement No. 75, *Accounting and Financial Reporting for Postemployment Benefits Other Than Pensions* ("GASB 75"), have substantially revised the valuation and accounting requirements previously mandated under GASB Statements No. 43 and 45. The implementation of this statement requires District's to report OPEB liabilities, OPEB expenses, deferred outflow of resources and deferred inflow of resources related to OPEB. GASB Statement No. 75 replaced GASB Statement 45, which also required the District to calculate and report a net OPEB obligation. However, under GASB 45 districts could amortize the OPEB liability over a period of years, whereas GASB 75 requires districts to report the entire OPEB liability on the statement of net position.

The District contracted with the Capital Region BOCES to calculate its actuarial valuation under GASB 75. The following outlines the changes to the Total OPEB Liability during the below fiscal years, by source.

	Balance beginning at:	June 30, 2023	June 30, 2024
		<u>\$ 166,488,847</u>	<u>\$ 170,052,500</u>
Changes for the year:			
Service cost		4,275,498	4,353,048
Interest		6,944,869	7,211,738
Change in benefit terms		-	(24,002)
Differences between expected and actual experience		(440,495)	(17,860,341)
Changes in assumptions		(1,947,483)	(12,161,686)
Benefit payments		<u>(5,268,736)</u>	<u>(6,275,417)</u>
Net Changes		<u>\$ 3,563,653</u>	<u>\$ (24,756,660)</u>
	Balance ending at:	June 30, 2024	June 30, 2025
		<u>\$ 170,052,500</u>	<u>\$ 145,295,840</u>

Source: Audited financial reports of the District. For additional information see "APPENDIX - D" attached hereto. The above table is not audited.

There is no authority in current State law to establish a trust account or reserve fund for this liability. The District has reserved \$0 towards its OPEB liability. The District funds this liability on a pay-as-you-go basis.

The District's unfunded actuarial accrued OPEB liability could have a material adverse impact upon the District's finances and could force the District to reduce services, raise taxes or both.

Actuarial valuation will be required every 2 years for OPEB plans with more than 200 members, every 3 years if there are fewer than 200 members.

Other Information

The statutory authority for the power to spend money for the object or purpose, or to accomplish the object or purpose, for which bonds and notes are to be issued, is the Education Law and the Local Finance Law.

The District is in compliance with the procedure for the publication of the estoppel notice with respect to the Notes as provided in Title 6 of Article 2 of the Local Finance Law.

No principal of or interest upon any obligation of the District is past due.

The fiscal year of the District is July 1 to June 30.

Except for as shown under "STATUS OF INDEBTEDNESS – Estimated Overlapping Indebtedness", this Official Statement does not include the financial data of any political subdivision having power to levy taxes within the District.

Financial Statements

The District retains independent Certified Public Accountants. The last audit report covers the period ending June 30, 2025 and is attached hereto as "APPENDIX – D". Certain financial information of the District can be found attached as Appendices to the Official Statement.

The District complies with the Uniform System of Accounts as prescribed for school districts in New York State by the State. This system differs from generally accepted accounting principles as prescribed by the American Institute of Certified Public Accountants' Industry Audit Guide, "Audits of State and Local Governmental Units", and codified in Government Accounting, Auditing and Financial Reporting (GAAFR), published by the Governmental Accounting Standards Board (GASB).

Beginning with the fiscal year ending June 30, 2003, the District issues its financial statements in accordance with GASB Statement No. 34. This statement includes reporting of all assets including infrastructure and depreciation in the Government Wide Statement of Activities, as well as the Management's Discussion and Analysis.

Bonadio & Co., LLP, the independent auditor for the District, has not been engaged to perform and has not performed, since the date of its report included herein, any procedures on the financial statements addressed in that report. Bonadio & Co., LLP also has not performed any procedures relating to this Official Statement.

New York State Comptroller Report of Examination

The State Comptroller's office, i.e., the Department of Audit and Control, periodically performs a compliance review to ascertain whether the District has complied with the requirements of various State and Federal statutes. These audits can be found by visiting the Audits of Local Governments section of the Office of the State Comptroller website.

The State Comptroller's office released an audit report of the District on August 12, 2022. The purpose of the audit was to determine whether the Board of Education and District officials effectively managed fund balance.

Key Findings

The Board of Education and District officials did not effectively manage the District's fund balance. As a result, the District levied more taxes than needed to fund operations.

- The Board of Education overestimated appropriations from 2018-19 through 2020-21 by an average of \$2.8 million, or 6.6 percent, and appropriated fund balance that was not used.
- The District's surplus fund balance exceeded the 4 percent statutory limit in each of the last three fiscal years by 4.8 to 10.1 percentage points.
- Three of the District's reserves were not reasonably funded or used in the last three years.
- Maintaining reserves that were not used and surplus fund balance that exceeded the statutory limit resulted in real property tax levies being higher than necessary.

Key Recommendations

- Adopt realistic budgets and appropriate fund balance only when needed to fund operations.
- Reduce surplus fund balance to comply with the statutory limit in a manner beneficial to taxpayers.
- Adopt a written reserve policy that establishes optimal or targeted funding levels.

There have been no other audits of the Office of the State Comptroller of the District released within the past five years, nor are there any others that are currently in progress or pending release.

Note: Reference to website implies no warranty of accuracy of information therein, and the website is not incorporated herein by reference.

The State Comptroller's Fiscal Stress Monitoring System

The New York State Comptroller has reported that New York State's school districts and municipalities are facing significant fiscal challenges. As a result, the Office of the State Comptroller has developed a Fiscal Stress Monitoring System ("FSMS") to provide independent, objectively measured and quantifiable information to school district and municipal officials, taxpayers and policy makers regarding the various levels of fiscal stress under which the State's school districts and municipalities are operating.

The fiscal stress scores are based on financial information submitted as part of each school district’s ST-3 report filed with the State Education Department annually, and each municipality’s annual report filed with the State Comptroller. Using financial indicators that include year-end fund balance, cash position and patterns of operating deficits, the system creates an overall fiscal stress score which classifies whether a school district or municipality is in “significant fiscal stress”, in “moderate fiscal stress,” as “susceptible to fiscal stress” or “no designation”. Entities that do not accumulate the number of points that would place them in a stress category will receive a financial score but will be classified in a category of “no designation.” This classification should not be interpreted to imply that the entity is completely free of fiscal stress conditions. Rather, the entity’s financial information, when objectively scored according to the FSMS criteria, did not generate sufficient points to place them in one of the three established stress categories.

The reports of the State Comptroller for the past five fiscal years of the District are as follows:

<u>Fiscal Year Ending In</u>	<u>Stress Designation</u>	<u>Fiscal Score</u>
2025	No Designation	3.3
2024	No Designation	3.3
2023	No Designation	3.3
2022	No Designation	0.0
2021	No Designation	0.0

Source: Website of the Office of the New York State Comptroller.

Note: Reference to website implies no warranty of accuracy of information therein, and the website is not incorporated herein by reference.

THE REMAINDER OF THIS PAGE IS LEFT INTENTIONALLY BLANK

TAX INFORMATION

Taxable Assessed Valuations

Fiscal Year Ending June 30:	<u>2022</u>	<u>2023</u>	<u>2024</u>	<u>2025</u>	<u>2026</u>
Towns of:					
Cobleskill	\$ 258,636,572	\$ 259,018,982	\$ 258,825,849	\$ 259,438,848	\$ 259,853,563
Carlisle	67,494,433	67,331,459	67,106,418	67,376,648	67,365,996
Seward	77,107,890	77,990,305	78,878,174	78,812,155	79,075,098
Richmondville	148,724,475	150,244,299	150,889,095	151,456,465	152,280,971
Summit	52,941,894	53,879,511	54,257,469	54,766,102	55,318,641
Schoharie	11,339,769	11,045,750	11,192,301	11,401,596	11,417,515
Fulton	8,562,146	8,602,744	8,622,111	8,736,807	8,876,335
Blenheim	2,808,473	2,814,227	2,839,788	2,748,233	2,785,963
Middleburgh	7,567,820	7,687,136	7,909,400	7,879,635	7,997,139
Worcester	4,502,249	4,790,621	4,879,263	4,883,890	4,971,527
Esperance	3,442,165	3,431,884	3,416,708	3,400,842	3,490,675
Jefferson	1,810,973	1,839,441	1,841,522	1,840,069	1,898,941
Decatur	533,864	533,864	533,864	532,806	532,748
Roseboom	1,788,596	1,725,700	1,756,841	1,846,833	1,846,292
Root	127,178	127,156	124,820	122,581	121,196
Total Assessed Values	<u>\$ 647,388,497</u>	<u>\$ 651,063,079</u>	<u>\$ 653,073,623</u>	<u>\$ 655,243,510</u>	<u>\$ 657,832,600</u>
State Equalization Rates					
Towns of:					
Cobleskill	72.00%	64.00%	57.00%	54.80%	49.00%
Carlisle	66.00%	57.50%	50.00%	47.50%	41.00%
Seward	66.00%	57.50%	50.00%	47.50%	41.00%
Richmondville	95.00%	85.00%	72.40%	64.00%	62.00%
Summit	58.00%	47.00%	42.75%	40.00%	38.50%
Schoharie	88.00%	76.50%	66.41%	64.00%	62.00%
Fulton	59.00%	51.00%	47.04%	43.00%	41.50%
Blenheim	71.00%	60.00%	52.00%	50.00%	47.00%
Middleburgh	63.15%	54.00%	51.00%	49.00%	46.50%
Worcester	57.00%	51.00%	46.00%	43.60%	41.10%
Esperance	88.00%	76.50%	66.41%	64.00%	62.00%
Jefferson	53.00%	47.00%	42.00%	40.00%	38.00%
Decatur	50.00%	43.00%	40.30%	38.00%	35.00%
Roseboom	100.00%	86.41%	81.70%	76.77%	70.00%
Root	93.00%	79.00%	68.00%	61.50%	58.00%
Total Taxable Full Valuation	<u>\$ 887,701,023</u>	<u>\$ 1,020,271,558</u>	<u>\$ 1,161,325,621</u>	<u>\$ 1,239,593,621</u>	<u>\$ 1,366,808,043</u>

Source: District officials.

Tax Rate Per \$1,000 (Assessed)

<u>Fiscal Year Ending June 30:</u>	<u>2022</u>	<u>2023</u>	<u>2024</u>	<u>2025</u>	<u>2026</u>
Towns of:					
Cobleskill	\$ 26.38	\$ 26.27	\$ 26.41	\$ 26.32	\$ 27.39
Carlisle	28.71	29.23	30.10	30.35	32.72
Seward	28.77	29.24	30.11	30.39	32.73
Richmondville	19.99	19.78	20.79	22.56	21.64
Summit	32.75	35.76	35.20	36.10	34.85
Schoharie	21.58	21.97	22.66	22.57	21.64
Fulton	32.19	32.96	32.00	33.48	32.33
Blenheim	26.75	28.02	28.95	28.89	28.55
Middleburgh	30.08	31.13	29.51	29.35	28.86
Worcester	33.32	32.96	32.70	33.12	32.65
Esperance	21.58	21.97	22.66	22.57	21.64
Jefferson	35.84	35.77	35.84	36.11	35.31
Decatur	37.99	39.09	37.35	37.35	38.34
Roseboom	18.99	19.45	18.42	18.81	19.17
Root	20.42	21.28	22.13	23.48	23.13

Source: District officials.

Tax Collection Procedure

Tax payments are due September 1st or the first business day after. There is no penalty charge for the first thirty days after taxes are due, but a 2% penalty is charged from the second thirty-day period after taxes are due. On or about November 15th, uncollected taxes are returnable to the Counties for collection. The District receives this amount of uncollected taxes from said Counties by April 1st, thereby assuring 100% tax collection annually. Taxes unpaid after the end of 60 days are re-levied with an additional 8% penalty (the District receives 3% and the respective County receives 5%) with the County taxes which are due on January 1st and, therefore, such taxes may not be paid between November 2nd and January 1st.

Tax Levy and Tax Collection Record

<u>Fiscal Year Ending June 30:</u>	<u>2022</u>	<u>2023</u>	<u>2024</u>	<u>2025</u>	<u>2026</u>
Total Tax Levy	\$ 16,854,660	\$ 17,150,490	\$ 17,479,400	\$ 17,886,709	\$ 18,342,596
Amount Uncollected ⁽¹⁾	1,491,418	1,505,088	1,948,866	1,660,399	1,611,531
% Uncollected	8.85%	8.78%	11.15%	9.28%	8.79%

⁽¹⁾ See "Tax Collection Procedure" herein.

Source: District officials.

THE REMAINDER OF THIS PAGE IS LEFT INTENTIONALLY BLANK

Real Property Tax Revenues

The following table illustrates the percentage of total revenues of the District for each of the below five completed fiscal years and budgeted figures for the current fiscal year comprised of Real Property Taxes and Other Tax Items.

<u>Fiscal Year</u>	<u>Total Revenues</u> ⁽¹⁾	<u>Total Real Property Taxes and Other Tax Items</u>	<u>Percentage of Total Revenues Consisting of Real Property Tax</u>
2020-2021	\$ 40,833,333	\$ 17,635,137	43.19%
2021-2022	42,516,596	17,651,098	41.52
2022-2023	43,597,442	17,961,959	41.19
2023-2024	45,060,668	18,309,550	40.63
2024-2025	45,695,539	18,732,757	40.99
2025-2026 (Budgeted)	46,121,239	19,205,924	41.64
2026-2027 (Budgeted)	46,181,657	19,573,837	42.38

⁽¹⁾ General fund only. Does not include interfund transfers, or appropriated fund balance or reserves, if any.

Source: Audited Financial Statements for the 2020-21 through 2024-25 fiscal years and adopted budgets for the 2024-25 and 2025-26 fiscal years (unaudited). This table is not audited.

Larger Taxpayers 2025 for 2025-2026 Tax Roll

<u>Name</u>	<u>Type</u>	<u>Estimated Assessed Valuation</u>
Niagara Mohawk Power Corp	Utility	\$14,260,550
Walmart	Retail	6,840,000
Norfolk Southern Railway Co.	Railroad	6,797,261
Colonial Park Enterprises, LLC	Commercial	4,909,200
Superior Land Management LLC	Apartments	4,790,100
New York State Electric & Gas	Utility	4,169,125
Donats Brow LLC	Apartments	4,010,550
State of New York	State Forest	4,006,800
Howe Caverns, Inc.	Tourist Center/Park	3,919,525
Cobleskill Winston Illinois Pa.	Commercial	3,500,000

The larger taxpayers listed above have a total estimated assessed valuation of \$57,203,111, which represents 8.70% of the tax base of the District for the 2025-2026 fiscal year.

As of the date of this Official Statement, the District does not currently have any pending or outstanding tax certioraris that are known to have a material impact on the District.

Source: District Tax Rolls.

STAR – School Tax Exemption

The STAR (School Tax Relief) program provides State-funded exemptions from school property taxes to homeowners for their primary residences. School districts are reimbursed by the State for real property taxes exempted pursuant to the STAR Program.

Homeowners over 65 years of age with household adjusted gross incomes, less the taxable amount of total distributions from individual retirement accounts and individual retirement annuities (“STAR Adjusted Gross Income”) of \$110,750 or less for the 2026-27 school year, increased annually according to a cost of living adjustment, are eligible for a “full value” exemption of the first \$88,500 for the 2026-27 school year (adjusted annually). Other homeowners with household STAR Adjusted Gross income not in excess of \$250,000 (\$500,000 in the case of a STAR credit, as discussed below) are eligible for a \$30,000 “full value” exemption on their primary residence.

Part A of Chapter 60 of the Laws of 2016 of the State of New York (“Chapter 60”) gradually converts the STAR program from a real property tax exemption to a personal income tax credit. Chapter 60 prohibits new STAR exemptions from being granted unless at least one of the applicants held title to the property on the taxable status date of the assessment roll that was used to levy school district taxes for the 2015-16 school year (generally, March 1, 2015), and the property was granted a STAR exemption on that assessment roll. A taxpayer who is eligible for the new credit will receive a check from the State equal to the amount by which the STAR exemption would have reduced his or her school tax bill. A homeowner who owned his or her home on the taxable status date for the assessment roll used to levy taxes for the 2015-16 school year, and who received a STAR exemption on that roll, may continue to receive a STAR exemption on that home as long as he or she still owns and primarily resides in it. No further action is required (unless the homeowner has been receiving Basic STAR and wants to apply for Enhanced STAR, which is permissible).

The 2019-20 Enacted State Budget made several changes to the STAR program, which went into effect immediately. The changes were intended to encourage homeowners to switch from the STAR exemption to the STAR credit. The income limit for the exemption was lowered to \$250,000, compared with a \$500,000 limit for the credit. The amount of the STAR exemption remains the same each year, while the amount of the STAR credit can increase up to two percent annually.

The table below lists the basic and enhanced exemption amounts for the 2026-27 District tax roll for the municipalities applicable to the District:

<u>Towns of:</u>	<u>Enhanced Exemption</u>	<u>Basic Exemption</u>	<u>Date Certified</u>
Blenheim	\$ 41,600	\$ 14,100	4/10/2026
Carlisle	36,400	12,680	4/10/2026
Cobleskill	43,370	14,700	4/10/2026
Esperance	54,870	18,600	4/10/2026
Fulton	36,730	12,450	4/10/2026
Jefferson	33,630	11,400	4/10/2026
Middleburgh	41,150	13,950	4/10/2026
Richmondville	54,870	18,600	4/10/2026
Schoharie	54,870	18,600	4/10/2026
Seward	36,400	12,680	4/10/2026
Summit	34,070	11,550	4/10/2026
Decatur	30,980	10,500	4/10/2026
Roseboom	61,950	21,000	4/10/2026
Worcester	36,370	12,330	4/10/2026
Root	51,330	17,510	4/10/2026

\$1,438,540 of the District’s \$18,342,596 school tax levy for the 2025-2026 fiscal year was exempt by the STAR Program. The District received full reimbursement of such exempt taxes from the State in January 2026.

Approximately \$1,400,000 of the District’s \$18,693,611 school tax levy for the 2026-2027 fiscal year is expected to be exempt by the STAR Program. The District expects to receive full reimbursement of such exempt taxes from the State by January 2027.

Additional Tax Information

Real property located in the School District is assessed by the Towns.

Senior citizens' exemptions are offered to those who qualify. Firemen and Ambulance workers are offered a tax exemption.

The estimated total annual property tax bill of an \$80,000 market value residential property located in the School District is approximately \$3,500 including County, Town, School District and Fire District taxes.

TAX LEVY LIMITATION LAW

On June 24, 2011, Chapter 97 of the Laws of 2011 was signed into law by the Governor (“Chapter 97” or the “Tax Levy Limitation Law”). The Tax Levy Limitation Law applies to all local governments, including school districts (with the exception of New York City, and the counties comprising New York City and school districts in New York City, Buffalo, Rochester, Syracuse, and Yonkers, the latter four of which are indirectly affected by applicability to their respective City.)

Prior to the enactment of the Tax Levy Limitation Law, there was no statutory limitation on the amount of real property taxes that a school district could levy as part of its budget if its budget had been approved by a simple majority of its voters. In the event the budget had been defeated by the voters, the school district was required to adopt a contingency budget. Under a contingency budget, school budget increases were limited to the lesser of four percent (4%) of the prior year's budget or one hundred twenty percent (120%) of the consumer price index ("CPI").

Chapter 97 requires that a school district submit its proposed tax levy to the voters each year beginning with the 2012-2013 fiscal year.

Chapter 97 restricts, among other things, the amount of real property taxes that may be levied by or on behalf of a school district in a particular year. Pursuant to the Tax Levy Limitation Law, the tax levy of a school district cannot increase by more than the lesser of (i) two percent (2%) or (ii) the annual increase in the CPI, over the amount of the prior year's tax levy. Certain adjustments are permitted for taxable real property full valuation increases due to changes in physical or quantity growth in the real property base as defined in Section 1220 of the Real Property Tax Law. A school district can exceed the tax levy limitation for the coming fiscal year only if the voters of such school district first approve a tax levy by at least 60% affirmative vote of those voting to override such limitation for such coming fiscal year only. Tax levies that do not exceed the limitation will only require approval by at least 50% of those voting. In the event that the voters reject a tax levy and the district does not go out for a second vote, or if a second vote is likewise defeated, Chapter 97 provides that the tax levy for the new fiscal year may not exceed the tax levy for the prior fiscal year.

A school district's calculation of each fiscal year's tax levy limit is subject to review by the Commissioner of Education and the Commissioner of Taxation and Finance prior to adoption of each fiscal year budget.

There are exceptions for school districts to the tax levy limitation provided in Chapter 97, including expenditures made on account of certain tort settlements and certain increases in the average actuarial contribution rates of the New York State and Local Employees' Retirement System and the Teachers' Retirement System. School districts are also permitted to carry forward a certain portion of their unused levy limitation from a prior year.

There is also an exception for school districts for "Capital Local Expenditures" subject to voter approval where required by law. This term is defined in a manner that does not include certain items for which a school district may issue debt, including the payment of judgments or settled claims, including tax certiorari payments, and cashflow borrowings, including tax anticipation notes, revenue anticipation notes, budget notes and deficiency notes. "Capital Local Expenditures", are defined as "the taxes associated with budgeted expenditures resulting from the financing, refinancing, acquisition, design, construction, reconstruction, rehabilitation, improvement, furnishing and equipping of or otherwise providing for school district capital facilities or school district capital equipment, including debt service and lease expenditures, and transportation capital debt service, subject to the approval of the qualified voters where required by law". The portion of the tax levy necessary to support "Capital Local Expenditures" is defined as the "Capital Tax Levy", and is an exclusion from the tax levy limitation, applicable to the Notes.

See "State Aid" for a discussion of the *New Yorkers for Students' Educational Rights v. State of New York* case which includes a challenge to the supermajority requirements regarding school district property tax increases.

STATUS OF INDEBTEDNESS

Constitutional Requirements

The New York State Constitution limits the power of the District (and other municipalities and certain school districts of the State) to issue obligations and to contract indebtedness. Such constitutional limitations in summary form and as generally applicable to the District include the following:

Purpose and Pledge. The District shall not give or loan any money or property to or in aid of any individual or private undertaking or give or loan its credit to or in aid of any of the foregoing or any public corporation.

The District may contract indebtedness only for a District purpose and shall pledge its faith and credit for the payment of principal of and interest thereon.

Payment and Maturity. Except for certain short-term indebtedness contracted in anticipation of taxes or to be paid within three fiscal year periods, indebtedness shall be paid in annual installments commencing no later than two years after the date such indebtedness shall have been contracted and ending no later than the expiration of the period of probable usefulness of the object or purpose as determined by statute; unless substantially level or declining annual debt service is utilized, no installment may be more than fifty percent in excess of the smallest prior installment. The District is required to provide an annual appropriation for the payment of interest due during the year on its indebtedness and for the amounts required in such year for amortization and redemption of its serial bonds and such required annual installments on its notes.

Debt Limit. Pursuant to the Local Finance Law, the District has the power to contract indebtedness for any District purpose authorized by the Legislature of the State of New York provided the aggregate principal amount thereof shall not exceed ten per centum of the full valuation of the taxable real estate of the District and subject to certain enumerated deductions such as State aid for building purposes. The constitutional and statutory method for determining full valuation is by taking the assessed valuation of taxable real estate for the last completed assessment roll and applying thereto the ratio (equalization rate) which such assessed valuation bears to the full valuation; such ratio is determined by the State Board of Real Property Services. The Legislature also is required to prescribe the manner by which such ratio shall be determined by such authority.

General. The District is further subject to constitutional limitation by the general constitutionally imposed duty of the State Legislature to restrict the power of taxation and contracting indebtedness to prevent abuses in the exercise of such power; however, as has been noted under “NATURE OF OBLIGATION,” the State Legislature is prohibited by a specific constitutional provision from restricting the power of the District to levy taxes on real estate for the payment of interest on or principal of indebtedness theretofore contracted. There is no constitutional limitation on the amount that may be raised by the District by tax on real estate in any fiscal year to pay principal of and interest on all indebtedness, however, the Tax Levy Limit Law imposes a statutory limitation on the power of the District to increase its annual tax levy. The amount of such increase is limited by the formulas set forth in such law. (See “TAX LEVY LIMITATION LAW” herein).

Statutory Procedure

In general, the State Legislature has, by the enactment of the Local Finance Law, authorized the powers and procedure for the District to borrow and incur indebtedness subject, of course, to the constitutional provisions set forth above. The power to spend money, however, generally derives from other law, including the Education Law.

The District is generally required by such laws to submit propositions for the expenditure of money for capital purposes to the qualified electors of the District. Upon approval thereby, the Board of Education may adopt a bond resolution authorizing the issuance of bonds, and notes in anticipation of the bonds. No down payment is required in connection with the issuance of District obligations.

The Board of Education, as the finance board of the District, has the power to enact bond resolutions. In addition, such finance board has the power to authorize the sale and issuance of obligations. However, such finance board may delegate the power to sell the obligations to the President of the Board of Education, the chief fiscal officer of the District, pursuant to the Local Finance Law.

Each bond resolution usually authorizes the construction, acquisition or installation of the object or purpose to be financed, sets forth the plan of financing and specifies the maximum maturity of the bonds subject to the legal (Constitution, Local Finance Law and case law) restrictions relating to the period of probable usefulness with respect thereto.

The Local Finance Law also provides that where a bond resolution is published with a statutory form of notice, the validity of the bonds authorized thereby, including bond anticipation notes issued in anticipation of the sale thereof, may be contested only if:

The Local Finance Law also provides that where a resolution authorizing the issuance of bonds or notes is published with a statutory form of notice, the validity of the bonds or notes authorized thereby, including revenue anticipation notes may be contested only if:

- (1) Such obligations are authorized for a purpose for which the School District is not authorized to expend money, or
- (2) There has not been substantial compliance with the provisions of law which should have been complied within the authorization of such obligations and an action contesting such validity, is commenced within twenty days after the date of such publication, or
- (3) Such obligations are authorized in violation of the provisions of the Constitution.

The District complied with this estoppel procedure in connection with the bond resolution under which the Notes are being issued. It is a procedure that is recommended by Bond Counsel, but it is not an absolute legal requirement.

In general, statutory law in New York permits bond anticipation notes to be renewed each year provided annual principal installments are made in reduction of the total amount of such notes outstanding, commencing no later than two years from the date of the first of such notes and provided that such renewals do not exceed five years beyond the original date of borrowing. (See “Payment and Maturity” under “Constitutional Requirements” herein, and “Details of Outstanding Indebtedness” herein).

In general, the Local Finance Law contains provisions providing the District with power to issue certain other short-term general obligation indebtedness including revenue and tax anticipation notes, in anticipation of the collection of a specific type of revenue, and budget or deficiency notes when necessary.

Debt Outstanding End of Fiscal Year

<u>Fiscal Years Ending June 30th:</u>	<u>2021</u>	<u>2022</u>	<u>2023</u>	<u>2024</u>	<u>2025</u>
Bonds	\$ 5,275,000	\$ 3,995,000	\$ 2,730,000	\$ 1,475,000	\$ 10,945,000
Bond Anticipation Notes	1,620,669	12,500,000	12,875,000	12,635,000	0
Other Debt ⁽¹⁾	<u>0</u>	<u>448,659</u>	<u>621,778</u>	<u>437,275</u>	<u>535,086</u>
Total Debt Outstanding	\$ 6,895,669	\$ 16,943,659	\$ 16,226,778	\$ 14,547,275	\$ 11,480,086

⁽¹⁾ In 2022, the District implemented GASB Statement No. 87 for accounting and reporting leases. GASB Statement No. 87 requires the recognition of certain lease assets and liabilities for leases previously classified as operating leases along with recognition of inflows and outflows of resources, as applicable.

Details of Outstanding Indebtedness

The following table sets forth the indebtedness of the District as of June 9, 2026.

<u>Type of Indebtedness</u>	<u>Maturity</u>	<u>Amount</u>
<u>Bonds</u>	2026-2039	\$ 9,675,000
<u>Bond Anticipation Notes</u>		
Capital Project (Phase II)	June 30, 2026	<u>1,500,000</u> ⁽¹⁾
	Total Indebtedness	<u>\$ 11,175,000</u>

⁽¹⁾ To be partially redeemed and renewed, along with \$250,000 available funds of the District at maturity with the proceeds of the Notes.

Note: The above chart does not include any energy performance contract, capital lease, or installment purchase indebtedness, to the extent that any such indebtedness may be applicable to the District.

THE REMAINDER OF THIS PAGE IS LEFT INTENTIONALLY BLANK

Debt Statement Summary

Summary of Indebtedness, Debt Limit and Net Debt-Contracting Margin prepared as of June 9, 2026:

Full Valuation of Taxable Real Property	\$ 1,366,808,043
Debt Limit 10% thereof	136,680,804

Inclusions:

Bonds	\$ 9,675,000	
Bond Anticipation Notes (BANs):	<u>1,500,000</u>	
Total Inclusions prior to issuance of the Notes	<u>11,175,000</u>	
Less: BANs being redeemed from appropriations	250,000	
Add: New money proceeds of the Notes	<u>3,500,000</u>	
Total Net Inclusions after issuance of the Notes		\$ <u>14,425,000</u>

Exclusions:

State Building Aid ⁽¹⁾	\$ <u>0</u>	
Total Exclusions		\$ <u>0</u>

Total Net Indebtedness	\$ <u>14,425,000</u>
------------------------------	----------------------

Net Debt-Contracting Margin	\$ <u>122,255,804</u>
-----------------------------------	-----------------------

The percent of debt contracting power exhausted is	10.55%
--	--------

- ⁽¹⁾ Based on preliminary 2026-2027 building aid estimates, the District anticipates State Building aid of 82.5% for debt service on State Education Department approved expenditures from July 1, 2004 to the present. The District has no reason to believe that it will not ultimately receive all of the building aid it anticipates, however, no assurance can be given as to when and how much building aid the District will receive in relation to the outstanding bonds.

Notes: The State Constitution does not provide for the inclusion of tax anticipation or revenue anticipation notes in the computation of the net indebtedness of the District. The table above does not include any energy performance contract, capital lease, or installment purchase indebtedness, to the extent any such indebtedness may be applicable to the District.

Bonded Debt Service

A schedule of bonded debt service may be found in "APPENDIX – B" to this Official Statement.

Cash Flow Borrowings

The District has not issued either tax anticipation notes or revenue anticipation notes within the past five fiscal years, and does not expect to issue such notes in the foreseeable future.

Capital Project Plans

On December 11, 2024 the District voters approved \$12.5 million as Phase II of the District's long range plan. This second phase of work includes repairing sidewalks and exterior stairs, replacing a limited number of exterior door sets and windows, repairing exterior facade, updating elementary playground equipment, replacing or upgrading HVAC systems and equipment, and completing some interior renovations that were removed from the Phase I project due to cost constraints. On August 14, 2025, the District issued \$1,500,000 bond anticipation notes, which are outstanding and mature June 30, 2026 as the initial borrowing for the aforementioned purpose. The proceeds of the Notes, along with \$250,000 available funds of the District, will partially redeem and renew the \$1,500,000 bond anticipation notes outstanding and maturing June 30, 2026 and provide \$3,500,000 new money.

Phase III will be a larger project focused primarily on the construction of a new transportation facility. The District is still in the process of searching for a suitable plot of land for this purpose. Any borrowings would be pursuant to voter approval, State approval, and construction cash flow needs.

Other than as stated above, the District has no other projects authorized or contemplated at this time.

Estimated Overlapping Indebtedness

In addition to the District, the following political subdivisions have the power to issue obligations and to levy taxes or cause taxes to be levied on taxable real property in the District. Estimated indebtedness of the respective municipalities is outlined in the table below:

<u>Municipality</u>	<u>Status of Debt as of</u>	<u>Gross Indebtedness</u> ⁽¹⁾	<u>District Share</u>	<u>Applicable Indebtedness</u>
County of:				
Schoharie	12/31/2024 ⁽³⁾	\$ 6,835,000	38.85%	\$ 2,655,398
Otsego	12/31/2024 ⁽⁴⁾	-	0.26%	-
Montgomery	12/31/2024 ⁽³⁾	36,408,000	0.01%	3,641
Town of:				
Blenheim	12/31/2024 ⁽⁴⁾	104,600	7.75%	8,107
Carlisle	12/31/2024 ⁽⁴⁾	-	87.01%	-
Cobleskill	12/31/2024 ⁽⁴⁾	-	99.94%	-
Esperance	12/31/2024 ⁽⁴⁾	1,784,237	3.45%	61,556
Fulton	12/31/2024 ⁽⁴⁾	-	11.42%	-
Jefferson	12/31/2024 ⁽⁴⁾	597,376	2.27%	13,560
Middleburgh	12/31/2024 ⁽⁴⁾	-	5.53%	-
Richmondville	12/31/2024 ⁽⁴⁾	730,388	100.00%	730,388
Schoharie	12/31/2024 ⁽⁴⁾	16,745	6.27%	1,050
Seward	12/31/2024 ⁽⁴⁾	-	96.12%	-
Summit	12/31/2024 ⁽⁴⁾	-	80.79%	-
Decatur	12/31/2024 ⁽⁶⁾	-	2.87%	-
Roseboom	12/31/2024 ⁽⁴⁾	201,867	2.57%	5,188
Worcester	12/31/2024 ⁽⁴⁾	1,720,000	5.51%	94,772
Root	12/31/2024 ⁽⁴⁾	-	0.11%	-
Village of:				
Cobleskill	5/31/2024 ⁽⁴⁾	6,996,900	100.00%	6,996,900
Total:				<u>\$ 10,570,559</u>

⁽¹⁾ Outstanding bonds and bond anticipation notes of the respective municipality. Not adjusted to include subsequent issuances, if any, from the date of the status of indebtedness stated in the table above for each respective municipality.

Note: Gross indebtedness sourced from local government data provided by the State Comptroller's office. Information regarding excludable debt for municipalities, such as water debt, sewer debt, and budgeted appropriations, to the extent such indebtedness may be applicable to the respective municipality, is not provided in the local government data the above table is sourced from.

Debt Ratios

The following table sets forth certain ratios relating to the District's net indebtedness as of June 9, 2026:

	<u>Amount</u>	<u>Per Capita</u> ^(a)	<u>Percentage of Full Value</u> ^(b)
Net Indebtedness ^(c)	\$ 14,425,000	\$ 1,063.48	1.06%
Net Indebtedness Plus Gross Overlapping Indebtedness ^(d)	24,995,559	1,842.79	1.83%

^(a) The current estimated population of the District is 13,564. (See "THE SCHOOL DISTRICT – Population" herein.)

^(b) The District's full value of taxable real estate for the 2025-2026 fiscal year is \$1,366,808,043. (See "TAX INFORMATION – Taxable Assessed Valuations" herein.)

^(c) See "Debt Statement Summary" herein for the calculation of Net Indebtedness.

^(d) The District's applicable share of gross overlapping indebtedness is estimated to be \$10,570,559. (See "Estimated Overlapping Indebtedness" herein.)

Note: The above ratios do not take into account State building aid the District will receive for past and current construction building projects.

SPECIAL PROVISIONS AFFECTING REMEDIES UPON DEFAULT

State Aid Intercept for School Districts. In the event of a default in the payment of the principal of and/or interest on the Notes, the State Comptroller is required to withhold, under certain conditions prescribed by Section 99-b of the State Finance Law, state aid and assistance to the District and to apply the amount thereof so withheld to the payment of such defaulted principal and/or interest, which requirement constitutes a covenant by the State with the holders from time to time of the Notes. The covenant between the State of New York and the purchasers and the holders and owners from time to time of the notes and bonds issued by the school districts in the State for school purposes provides that it will not repeal, revoke or rescind the provisions of Section 99-b, or amend or modify the same so as to limit, impair or impede the rights and remedies granted thereby.

Said section provides that in the event a holder or owner of any bond issued by a school district for school purposes shall file with the State Comptroller a verified statement describing such bond and alleging default in the payment thereof or the interest thereon or both, it shall be the duty of the State Comptroller to immediately investigate the circumstances of the alleged default and prepare and file in his office a certificate setting forth his determinations with respect thereto and to serve a copy thereof by registered mail upon the chief fiscal officer of the school district which issued the bond. Such investigation by the State Comptroller shall cover the current status with respect to the payment of principal of and interest on all outstanding bonds of such school district issued for school purposes and the statement prepared and filed by the State Comptroller shall set forth a description of all such bonds of the school district found to be in default and the amount of principal and interest thereon past due.

Upon the filing of such a certificate in the office of the State Comptroller, he shall thereafter deduct and withhold from the next succeeding allotment, apportionment or payment of such State aid or assistance due to such school district such amount thereof as may be required to pay (a) the school district's contribution to the State teachers retirement system, and (b) the principal of and interest on such bonds of such school district then in default. In the event such State aid or assistance initially so withheld shall be insufficient to pay said amounts in full, the State Comptroller shall similarly deduct and withhold from each succeeding allotment, apportionment or payment of such State aid or assistance due such school district such amount or amounts thereof as may be required to cure such default. Allotments, apportionments and payments of such State aid so deducted or withheld by the State Comptroller for the payment of principal and interest on bonds shall be forwarded promptly to the paying agent or agents for the Notes in default of such school district for the sole purpose of the payment of defaulted principal of and interest on such bonds. If any of such successive allotments, apportionments or payments of such State Aid so deducted or withheld shall be less than the amount of all principal and interest on the Notes in default with respect to which the same was so deducted or withheld, then the State Comptroller shall promptly forward to each paying agent an amount in the proportion that the amount of such bonds in default payable to such paying agent bears to the total amount of the principal and interest then in default on such bonds of such school district. The State Comptroller shall promptly notify the chief fiscal officer of such school district of any payment or payments made to any paying agent or agents of defaulted bonds pursuant to said Section 99-b.

General Municipal Law Contract Creditors' Provision. The Notes when duly issued and paid for will constitute a contract between the District and the holder thereof. Under current law, provision is made for contract creditors of the District to enforce payments upon such contracts, if necessary, through court action. Section 3-a of the General Municipal Law provides, subject to exceptions not pertinent, that the rate of interest to be paid by the District upon any judgment or accrued claim against it on an amount adjudged due to a creditor shall not exceed nine per centum per annum from the date due to the date of payment. This provision might be construed to have application to the holders of the Notes in the event of a default in the payment of the principal of and interest on the Notes.

Execution/Attachment of Municipal Property. As a general rule, property and funds of a municipal corporation serving the public welfare and interest have not been judicially subjected to execution or attachment to satisfy a judgment, although judicial mandates have been issued to officials to appropriate and pay judgments out of certain funds or the proceeds of a tax levy. In accordance with the general rule with respect to municipalities, judgments against the District may not be enforced by levy and execution against property owned by the District.

Authority to File for Municipal Bankruptcy. The Federal Bankruptcy Code allows public bodies, such as municipalities, recourse to the protection of a Federal Court for the purpose of adjusting outstanding indebtedness. Section 85.80 of the Local Finance Law contains specific authorization for any municipality in the State or its emergency control board to file a petition under any provision of Federal bankruptcy law for the composition or adjustment of municipal indebtedness. While this Local Finance Law provision does not apply to school districts, there can be no assurance that it will not be made so applicable in the future.

Constitutional Non-Appropriation Provision. There is in the Constitution of the State, Article VIII, Section 2, the following provision relating to the annual appropriation of monies for the payment of due principal of and interest on indebtedness of every county, city, town, village and school district in the State: “If at any time the respective appropriating authorities shall fail to make such appropriations, a sufficient sum shall be set apart from the first revenues thereafter received and shall be applied to such purposes. The fiscal officer of any county, city, town, village or school district may be required to set aside and apply such revenues as aforesaid at the suit of any holder of obligations issued for any such indebtedness.” This constitutes a specific non-exclusive constitutional remedy against a defaulting municipality or school district; however, it does not apply in a context in which monies have been appropriated for debt service but the appropriating authorities decline to use such monies to pay debt service. However, Article VIII, Section 2 of the Constitution of the State also provides that the fiscal officer of any county, city, town, village or school district may be required to set apart and apply such revenues at the suit of any holder of any obligations of indebtedness issued with the pledge of the faith of the credit of such political subdivision. See “General Municipal Law Contract Creditors’ Provision” herein.

The Constitutional provision providing for first revenue set asides does not apply to tax anticipation notes, revenue anticipation notes or bond anticipation notes.

Default Litigation. In prior years, certain events and legislation affecting a holder’s remedies upon default have resulted in litigation. While courts of final jurisdiction have upheld and sustained the rights of bondholders, such courts might hold that future events including financial crises as they may occur in the State and in political subdivisions of the State require the exercise by the State or its political subdivisions of emergency and police powers to assure the continuation of essential public services prior to the payment of debt service.

No Past Due Debt. No principal of or interest on District indebtedness is currently past due. To the best knowledge of current District officers, the District has not defaulted on the payment of the principal of and interest on any indebtedness in the past five years.

MARKET AND RISK FACTORS

There are various forms of risk associated with investing in the Notes. The following is a discussion of certain events that could affect the risk of investing in the Notes. In addition to the events cited herein, there are other potential risk factors that an investor must consider. In order to make an informed investment decision, an investor should be thoroughly familiar with the entire Official Statement, including its appendices, as well as all areas of potential investment risk.

The financial and economic condition of the District as well as the market for the Notes could be affected by a variety of factors, some of which are beyond the District’s control. There can be no assurance that adverse events in the State and in other jurisdictions, including, for example, the seeking by a municipality or large taxable property owner of remedies pursuant to the Federal Bankruptcy Code or otherwise, will not occur which might affect the market price of and the market for the Notes. If a significant default or other financial crisis should occur in the affairs of the State or another jurisdiction or any of its agencies or political subdivisions thereby further impairing the acceptability of obligations issued by borrowers within the State, both the ability of the District to arrange for additional borrowings, and the market for and market value of outstanding debt obligations, including the Notes could be adversely affected.

The District is dependent in part on financial assistance from the State. However, if the State should experience difficulty in borrowing funds in anticipation of the receipt of State taxes and revenues in order to pay State aid to municipalities and school districts in the State, including the District, in any year, the District may be affected by a delay, until sufficient taxes have been received by the State to make State aid payments to the District. In some years, the District has received delayed payments of State aid which resulted from the State’s delay in adopting its budget and appropriating State aid to municipalities and school districts, and consequent delay in State borrowing to finance such appropriations. (See also “THE DISTRICT - State Aid”).

There are a number of general factors which could have a detrimental effect on the ability of the District to continue to generate revenues, particularly property taxes. For instance, the termination of a major commercial enterprise or an unexpected increase in tax certiorari proceedings could result in a significant reduction in the assessed valuation of taxable real property in the District. Unforeseen developments could also result in substantial increases in District expenditures, thus placing strain on the District’s financial condition. These factors may have an effect on the market price of the Notes.

The District’s credit rating could be affected by circumstances beyond the District’s control. Economic conditions such as the rate of unemployment and inflation, termination of commercial operations by corporate taxpayers and employers, as well as natural catastrophes, could adversely affect the assessed valuation of District property and its ability to maintain fund balances and other statistical indices commensurate with its current credit rating. Accordingly, a decline in the District’s credit rating could adversely affect the market value of the Notes.

If a holder elects to sell his investment prior to its scheduled maturity date, market access or price risk may be incurred. If and when a holder of any of the Notes should elect to sell a Note prior to its maturity, there can be no assurance that a market shall have been established, maintained and be in existence for the purchase and sale of any of the Notes. Recent global financial crises have included limited periods of significant disruption. In addition, the price and principal value of the Notes is dependent on the prevailing level of interest rates; if interest rates rise, the price of a bond or note will decline, causing the bondholder or noteholder to incur a potential capital loss if such bond or note is sold prior to its maturity.

An outbreak of disease or similar public health threat, such as the COVID-19 outbreak, or fear of such an event, could have an adverse impact on the District's financial condition and operating results by potentially delaying the receipt of real property taxes or resulting in a delay or reduction by the State in the payment of State aid. Should the District fail to receive State aid expected from the State in the amounts or at the times expected, occasioned by a delay in the payment of such monies or by a reduction in State aid, the District is authorized by the Local Finance Law to provide operating funds by borrowing on account of the uncollected State aid.

The enactment of the Tax Levy Limitation Law, which imposes a tax levy limitation upon municipalities, school districts and fire districts in the State, including the District and continuing technical and constitutional issues raised by its enactment and implementation could have an impact upon the finances and operations of the District and hence upon the market price of the Notes. See "TAX LEVY LIMITATION LAW" herein.

Future legislative proposals, if enacted into law, or clarification of the Code or court decisions may cause interest on the Notes to be subject, directly or indirectly, to federal income taxation or to be subject to or exempted from state income taxation, or otherwise prevent the beneficial owners of the Notes from realizing the full current benefit of the tax status of such interest. No assurance can be given that pending or future legislation or amendments to the Code, if enacted into law, or any proposed legislation or amendments to the Code, will not adversely affect the value of the Notes, or the tax status of interest on the Notes. See "TAX MATTERS" herein. Prospective purchasers of the Notes should consult their own tax advisors regarding any pending or proposed federal or state tax legislation, regulations or litigation, and regarding the impact of future legislation, regulations or litigation, as to which Bond Counsel expresses no opinion.

Cybersecurity

The District, like many other public and private entities, relies on a large and complex technology environment to conduct its operations. As such, it may face multiple cybersecurity threats including, but not limited to, hacking, viruses, malware and other attacks on computer or other sensitive digital systems and networks. There can be no assurances that any security and operational control measures implemented by the District will be completely successful to guard against and prevent cyber threats and attacks. The result of any such attacks could impact business operations and/or digital networks and systems and the costs of remedying any such damage could be significant.

TAX MATTERS

The Notes

Hodgson Russ LLP, of Albany, New York, Bond Counsel, will deliver an opinion that, under existing law, the interest on the Notes is excluded from gross income of the holders thereof for federal income tax purposes and is not an item of tax preference for the purpose of the individual alternative minimum tax imposed by the Code. In addition, we note that tax interest on the Notes will be included in the adjusted financial statement income of certain corporations that are subject to the alternative minimum tax under Section 55 of the Code. However, such opinion will note that the District, by failing to comply with certain restrictions contained in the Code, may cause interest on the Notes to become subject to federal income taxation from the date of issuance of the Notes. Prospective purchasers should consult their tax advisers as to any possible collateral consequences from their ownership of, or receipt of interest on, or disposition of, the Notes. Bond Counsel expresses no opinion regarding any such collateral federal income tax consequences.

Tax Requirements

In rendering the foregoing opinions, Hodgson Russ LLP will note that the exclusion of the interest on the Notes from gross income for federal income tax purposes is subject to, among other things, continuing compliance by the District with the applicable requirements of Code sections 141, 148, and 149, and the regulations promulgated thereunder (collectively, the "Tax Requirements"). In the opinion of Hodgson Russ LLP, the tax compliance certificate and nonarbitrage certificate that will be executed and delivered by the District in connection with the issuance of the Notes (collectively, the "Tax Certificate") establishes the requirements and procedures, compliance with which will satisfy the Tax Requirements.

The Tax Requirements referred to above, which must be complied with in order that interest on the Notes remains excluded from gross income for federal income tax purposes, include, but are not limited to:

- 1 The requirement that the proceeds of the Notes be used in a manner so that the Notes are not obligations which meet the definition of a “private activity bond” within the meaning of Code section 141;
- 2 The requirements contained in Code section 148 relating to arbitrage bonds; and
- 3 The requirements that payment of principal or interest on the Notes not be directly or indirectly guaranteed (in whole or in part) by the United States (or any agency or instrumentality thereof) as provided in Code section 149(b).

In the Tax Certificate, the District will covenant to comply with the Tax Requirements, and to refrain from taking any action which would cause the interest on the Notes to be includable in gross income for federal income tax purposes. Any violation of the Tax Requirements may cause the interest on the Notes to be included in gross income for federal income tax purposes from the date of issuance of the Notes. Hodgson Russ LLP expresses no opinion regarding other federal tax consequences arising with respect to the Notes.

Bank Qualified

The Notes will be designated as “qualified tax-exempt obligations” pursuant to Code section 265.

Other Impacts

Prospective purchasers of the Notes should be aware that ownership of, accrual or receipt of interest on, or disposition of, the Notes may have collateral federal income tax consequences for certain taxpayers, including financial institutions, property and casualty insurance companies, S corporations, certain foreign corporations, individual recipients of Social Security or Railroad Retirement benefits, and taxpayers who may be deemed to have incurred or continued indebtedness to purchase or carry such obligations. Prospective purchasers should consult their tax advisors as to any possible collateral consequences from their ownership of, or receipt of interest on, or disposition of, the Notes. Bond Counsel expresses no opinion regarding any such collateral federal income tax consequences.

Information Reporting and Backup Withholding

In general, information reporting requirements will apply to non-corporate holders with respect to payments of principal, payments of interest, and the proceeds of the sale of a bond before maturity within the United States. Backup withholding may apply to a holder of the Notes under Code section 3406, if such holder fails to provide the information required on Internal Revenue Service (“IRS”) Form W-9, Request for Taxpayer Identification Number and Certification, or the IRS has specifically identified the holder as being subject to backup withholding because of prior underreporting. Any amounts withheld under the backup withholding rules from a payment to a beneficial owner, and which constitutes over-withholding, would be allowed as a refund or a credit against such beneficial owner’s United States federal income tax provided the required information is furnished to the IRS. Neither the information reporting requirement nor the backup withholding requirement affects the excludability of interest on the Notes from gross income for federal income tax purposes.

Future Legislation

Bond Counsel has not undertaken to advise in the future whether any events occurring after the date of issuance of the Notes may affect the tax status of interest on the Notes. The Code has been continuously subject to legislative modifications, amendments, and revisions, and proposals for further changes are regularly submitted by leaders of the legislative and executive branches of the federal government.

No representation is made as to the likelihood of such proposals being enacted, or if enacted, the effective date of any such legislation, and no assurances can be given that such proposals or amendments will not materially and adversely affect the economic value of the Notes or the tax consequences of ownership of the Notes.

Prospective purchasers of the Notes should consult their own tax advisers regarding pending or proposed federal and state tax legislation and court proceedings, and prospective purchasers of the Notes at other than their original issuance at the respective prices set indicated on the cover of this Official Statement should also consult their own tax advisers regarding other tax considerations, such as the consequences of market discount, as to which Bond Counsel expresses no opinion.

New York State Taxes

In the opinion of Bond Counsel, interest on the Notes is exempt, under existing statutes, from New York State and New York City personal income taxes.

Miscellaneous

All quotations from and summaries and explanations of provisions of laws do not purport to be complete and reference is made to such laws for full and complete statements of their provisions.

Bond Counsel's engagement with respect to the Notes ends with the issuance of the Notes. Bond Counsel has not undertaken to advise in the future whether any events occurring after the date of issuance of the Notes may affect the tax status of interest on the Notes. Unless separately engaged, Bond Counsel is not obligated to defend the District or the owners of the Notes regarding the tax status of the interest thereon in the event of an audit examination by the Service.

ALL PROSPECTIVE PURCHASERS OF THE NOTES SHOULD CONSULT WITH THEIR TAX ADVISORS IN ORDER TO UNDERSTAND THE IMPLICATIONS OF THE CODE AS TO THE TAX CONSEQUENCES OF PURCHASING OR HOLDING THE NOTES

LEGAL MATTERS

The legality of the authorization and issuance of the Notes will be covered by the unqualified legal opinion of Hodgson Russ LLP, Bond Counsel, Albany, New York. Such legal opinion will state that in the opinion of Bond Counsel (i) the Notes have been authorized and issued in accordance with the Constitution and statutes of the State of New York and constitute valid and legally binding general obligations of the District, all the taxable property within which is subject to the levy of ad valorem taxes to pay the Notes and interest thereon, without limitation as to rate or amount, subject to the statutory limitation imposed by the Tax Levy Limitation Law, (ii) interest on the Notes is exempt from personal income taxes imposed by the State of New York or any political subdivision thereof, including the City of New York; and (iii) interest on the Notes is excluded from gross income for federal income tax purposes and is not an item of tax preference for purposes of the federal alternative minimum tax imposed on individuals. The opinions of Bond Counsel set forth in (iii) above are subject to the condition that the District comply with all requirements of the Code that must be satisfied subsequent to the issuance of the Notes in order that interest thereon be, or continue to be, excluded from gross income for federal income tax purposes. The District has covenanted to comply with each such requirement. Failure to comply with certain of such requirements may cause the inclusion of interest on the Notes in gross income for federal income tax purposes to be retroactive to the date of issuance of the Notes. Bond Counsel expresses no opinion regarding other federal tax consequences arising with respect to the Notes. It is to be understood that the rights of the holders of the Notes and the enforceability thereof may be subject to bankruptcy, insolvency, reorganization, moratorium and other similar laws affecting creditors' rights heretofore or hereafter enacted to the extent constitutionally applicable and that their enforcement may be also subject to exercise of judicial discretion in appropriate cases. See "TAX LEVY LIMITATION LAW" herein.

Bond Counsel has not been engaged or undertaken to review the accuracy, completeness or sufficiency of the Official Statement (except to the extent, if any, stated in the Official Statement) or any other offering material relating to the Notes, and Bond Counsel expresses no opinion relating thereto (excepting only matters set forth in the description of Bond Counsel's opinion above).

LITIGATION

The District is subject to a number of lawsuits in the ordinary conduct of its affairs. The District does not believe, however, that such suits, individually or in the aggregate, are likely to have a material adverse effect on the financial condition of the District.

Recently, there have been three lawsuits filed and are now pending against the District in the New York State Supreme Court for Schoharie County that were filed under the Child Victims Act, each of which alleges that a former employee of the District sexually abused a student at the District. One the cases alleges sexual abuse between the years of 1972 and 1973, one other in 1975, and the last between the years of 1979 and 1981. The Child Victims Act waives the notice of claim and statute of limitations provisions of the New York Education Law for lawsuits alleging child sexual abuse if the lawsuit is brought before the end of August, 2021. All three cases were commenced before the end of August, 2021. The plaintiffs are seeking compensatory damages in "a substantial sum of money" and punitive damages of an unspecified amount against the District in this lawsuit. The District intends to vigorously defend the cases. At this time, it is premature to offer an opinion as to the likelihood of an unfavorable outcome or an estimate of the potential loss. The School's Insurance Carrier has undertaken a defense of each of these cases on behalf of the School District, but the policy does not obligate the Insurance Carrier to pay monetary damages if the underlying facts are proven to have been willful/illegal acts, or acts involving moral turpitude. The District established and funded a Reserve Account in the event that there are uncovered losses.

There is no action, suit, proceedings or investigation, at law or in equity, before or by any court, public board or body pending or, to the best knowledge of the District, threatened against or affecting the District to restrain or enjoin the issuance, sale or delivery of the Notes or the levy and collection of taxes or assessments to pay same, or in any way contesting or affecting the validity of the Notes or any proceedings or authority of the District taken with respect to the authorization, issuance or sale of the Notes or contesting the corporate existence or boundaries of the District.

CONTINUING DISCLOSURE

In order to assist the purchasers in complying with Rule 15c2-12 promulgated by the Securities and Exchange Commission under the Securities Exchange Act of 1934, as amended (the "Rule"), the District will enter into an Undertaking to Provide Notice of Events, the form of which is attached hereto as "APPENDIX – C".

Historical Compliance

The District is in compliance, in all material respects, within the last five years with all previous undertakings made pursuant to the Rule 15c2-12.

MUNICIPAL ADVISOR

Fiscal Advisors & Marketing, Inc. (the "Municipal Advisor") is a Municipal Advisor registered with the Securities and Exchange Commission and the Municipal Securities Rulemaking Board. The Municipal Advisor serves as independent financial advisor to the District on matters relating to debt management. The Municipal Advisor is a financial advisory and consulting organization and is not engaged in the business of underwriting, marketing, or trading municipal securities or any other negotiated instruments. The Municipal Advisor has provided advice as to the plan of financing and the structuring of the Notes. The advice on the plan of financing and the structuring of the Notes was based on materials provided by the District and other sources of information believed to be reliable. The Municipal Advisor has not audited, authenticated, or otherwise verified the information provided by the District or the information set forth in this Official Statement or any other information available to the District with respect to the appropriateness, accuracy, or completeness of disclosure of such information and no guarantee, warranty, or other representation is made by the Municipal Advisor respecting the accuracy and completeness of or any other matter related to such information and this Official Statement. The fees to be paid by the District to Fiscal Advisors are partially contingent on the successful closing of the Notes.

CUSIP IDENTIFICATION NUMBERS

If the Notes are issued in book-entry only form, it is anticipated that CUSIP (an acronym that refers to Committee on Uniform Security Identification Procedures) identification numbers will be printed on the Notes. All expenses in relation to the printing of CUSIP numbers on the Notes will be paid for by the District provided, however; the District assumes no responsibility for any CUSIP Service Bureau charge or other charge that may be imposed for the assignment of such numbers.

RATING

The Notes are not rated. The purchaser of the Notes may choose to request that a rating be assigned after the sale pending the approval of the District and applicable rating agency, and at the expense of the purchaser, including any rating agency and other fees to be incurred by the District, as such rating action may result in a material event notice to be posted to EMMA and/or the provision of a Supplement to the final Official Statement.

Moody's Investors Service, Inc. ("Moody's") has assigned its issuer rating of "A1" with no outlook to the District. The rating reflects only the view of Moody's, and any desired explanation of the significance of such rating should be obtained from Moody's Investors Service, 7 World Trade Center, 250 Greenwich St., New York, New York 10007, Phone: (212) 553-0038, Fax: (212) 553-1390.

Generally, rating agencies base their ratings on the information and materials furnished to it and on investigations, studies and assumptions by the respective rating agency. There is no assurance that a particular rating will apply for any given period of time or that it will not be lowered or withdrawn entirely if, in the judgment of the agency originally establishing the rating, circumstances so warrant. Any downward revision or withdrawal of the rating of the outstanding bonds may have an adverse effect on the market price of the Notes.

MISCELLANEOUS

So far as any statements made in this Official Statement involve matters of opinion or estimates whether or not expressly stated, they are set forth as such and not as representations of fact, and no representation is made that any of the statements will be realized. Neither this Official Statement nor any statement which may have been made verbally or in writing is to be construed as a contract with the holders of the Notes.

Statements in this Official Statement, and the documents included by specific reference, that are not historical facts are forward-looking statements, which are based on the District management's beliefs as well as assumptions made by, and information currently available to, the District's management and staff. Because the statements are based on expectations about future events and economic performance and are not statements of fact, actual results may differ materially from those projected. Important factors that could cause future results to differ include legislative and regulatory changes, changes in the economy, and other factors discussed in this and other documents that the District's files with the repositories. When used in District documents or oral presentation, the words "anticipate", "estimate", "expect", "objective", "projection", "forecast", "goal", or similar words are intended to identify forward-looking statements.

To the extent any statements made in this Official Statement involve matters of opinion or estimates, whether or not expressly stated, they are set forth as such and not as representations of fact, and no representation is made that any of the statements will be realized. Neither this Official Statement nor any statement which may have been made verbally or in writing is to be construed as a contract with the holder of the Notes.

Hodgson Russ LLP, Albany, New York, Bond Counsel to the District, expresses no opinions as to the accuracy or completeness of information in any documents prepared by or on behalf of the District for use in connection with the offer and sale of the Notes, including but not limited to, the financial or statistical information in this Official Statement.

References herein to the Constitution of the State and various State and federal laws are only brief outlines of certain provisions thereof and do not purport to summarize or describe all of such provisions.

Concurrently with the delivery of the Notes, the District will furnish a certificate to the effect that as of the date of the Official Statement, the Official Statement did not contain any untrue statement of a material fact or omit to state a material fact necessary to make the statements herein, in the light of the circumstances under which they were made, not misleading, subject to a limitation as to information in the Official Statement obtained from sources other than the District.

The Official Statement is submitted only in connection with the sale of the Notes by the District and may not be reproduced or used in whole or in part for any other purpose.

The District hereby disclaims any obligation to update developments of the various risk factors or to announce publicly any revision to any of the forward-looking statements contained herein or to make corrections to reflect future events or developments except to the extent required by the Rule promulgated by the Securities and Exchange Commission.

Fiscal Advisors & Marketing, Inc. may place a copy of this Official Statement on its website at www.fiscaladvisors.com. Unless this Official Statement specifically indicates otherwise, no statement on such website is included by specific reference or constitutes a part of this Official Statement. Fiscal Advisors & Marketing, Inc. has prepared such website information for convenience, but no decisions should be made in reliance upon that information. Typographical or other errors may have occurred in converting original source documents to digital format, and neither the District nor Fiscal Advisors & Marketing, Inc. assumes any liability or responsibility for errors or omissions on such website. Further, Fiscal Advisors & Marketing, Inc. and the District disclaim any duty or obligation either to update or to maintain that information or any responsibility or liability for any damages caused by viruses in the electronic files on the website. Fiscal Advisors & Marketing, Inc. and the District also assume no liability or responsibility for any errors or omissions or for any updates to dated website information.

The District's contact information is as follows: Tracy Fraleigh, Business Manager, District Offices, 155 Washington Ave, Cobleskill, New York 12043, Phone: (518) 234-4032 x 2007, Email: fraleigh@crcsd.org.

Additional copies of the Notice of Sale and the Official Statement may be obtained upon request from the offices of Fiscal Advisors & Marketing, Inc., Phone: (315) 752-0051, or at www.fiscaladvisors.com.

COBLESKILL-RICHMONDVILLE CENTRAL SCHOOL DISTRICT

Dated: June 9, 2026

PRESIDENT OF THE BOARD OF EDUCATION

GENERAL FUND

Balance Sheets

Fiscal Years Ending June 30:	<u>2021</u>	<u>2022</u>	<u>2023</u>	<u>2024</u>	<u>2025</u>
ASSETS					
Unrestricted Cash	\$ 7,291,282	\$ 5,420,967	\$ 3,077,741	\$ 2,757,801	\$ 3,684,141
Restricted Cash	6,457,261	11,306,726	15,215,368	18,460,829	19,505,968
Due from Other Funds	2,417,908	1,756,581	2,752,240	3,882,741	1,451,503
Due from Other Governments	83,664	957,370	734,992	203,168	153,629
State and Federal Aid Receivable	1,359,037	1,032,445	1,194,754	1,308,489	2,311,597
Other Receivables	228	-	-	68,731	4,199
Investments	-	-	-	-	-
TOTAL ASSETS	<u>\$ 17,609,380</u>	<u>\$ 20,474,089</u>	<u>\$ 22,975,095</u>	<u>\$ 26,681,759</u>	<u>\$ 27,111,037</u>
LIABILITIES AND FUND EQUITY					
Accounts Payable and Accrued					
Liabilities	\$ 681,050	\$ 1,016,918	\$ 906,192	\$ 791,172	\$ 757,772
Notes Payable	-	-	-	-	-
Due to Other Funds	901,793	923,260	1,202,755	881,083	2,306
Due to Other Governments	133,075	133,075	133,075	-	3,709
Due to Retirement Systems	-	-	-	-	-
Due to Teachers' Retirement System	1,419,549	1,631,570	1,767,532	1,690,471	1,749,737
Due to Employees' Retirement System	165,742	111,796	143,265	226,783	217,277
Deferred/Unearned Revenue	-	-	-	-	-
TOTAL LIABILITIES	<u>\$ 3,301,209</u>	<u>\$ 3,816,619</u>	<u>\$ 4,152,819</u>	<u>\$ 3,589,509</u>	<u>\$ 2,730,801</u>
FUND EQUITY					
Restricted	\$ 6,457,261	\$ 11,306,726	\$ 15,215,368	\$ 18,460,829	\$ 19,505,968
Assigned					
Appropriated	1,504,174	2,000,000	1,585,000	2,000,000	2,295,932
Unappropriated	256,993	331,600	209,465	748,644	654,385
Unassigned	6,089,743	3,019,144	1,812,443	1,882,777	1,923,951
TOTAL FUND EQUITY	<u>\$ 14,308,171</u>	<u>\$ 16,657,470</u>	<u>\$ 18,822,276</u>	<u>\$ 23,092,250</u>	<u>\$ 24,380,236</u>
TOTAL LIABILITIES & FUND EQUITY	<u>\$ 17,609,380</u>	<u>\$ 20,474,089</u>	<u>\$ 22,975,095</u>	<u>\$ 26,681,759</u>	<u>\$ 27,111,037</u>

Source: Audited Financial Statements of the School District. This Appendix is not itself audited.

GENERAL FUND

Revenues, Expenditures and Changes in Fund Balance

Fiscal Years Ending June 30:	<u>2020</u>	<u>2021</u>	<u>2022</u>	<u>2023</u>	<u>2024</u>
REVENUES					
Real Property Taxes	\$ 14,483,040	\$ 14,911,551	\$ 14,988,578	\$ 15,414,537	\$ 15,851,889
Real Property Tax Items	2,816,120	2,723,586	2,662,520	2,547,422	2,457,661
Charges for Services	1,898,170	1,911,390	2,424,799	2,409,532	3,357,244
Use of Money & Property	93,231	11,149	10,276	459,160	896,729
Sale of Property and Compensation for Loss	7,440	60	483	9,876	39,831
Miscellaneous	418,360	301,832	556,220	433,129	473,707
Interfund Revenues	-	-	-	-	-
Revenues from State Sources	21,214,829	20,541,009	21,765,902	22,228,765	21,957,294
Revenues from Federal Sources	95,624	432,756	107,818	95,021	26,313
Total Revenues	<u>\$ 41,026,814</u>	<u>\$ 40,833,333</u>	<u>\$ 42,516,596</u>	<u>\$ 43,597,442</u>	<u>\$ 45,060,668</u>
Other Sources:					
Interfund Transfers	-	-	233,645	464,896	301,562
Total Revenues and Other Sources	<u>\$ 41,026,814</u>	<u>\$ 40,833,333</u>	<u>\$ 42,750,241</u>	<u>\$ 44,062,338</u>	<u>\$ 45,362,230</u>
EXPENDITURES					
General Support	\$ 3,373,463	\$ 3,435,870	\$ 3,534,787	\$ 4,040,813	\$ 4,113,846
Instruction	18,029,505	17,384,525	18,444,401	19,005,847	18,351,853
Pupil Transportation	1,556,703	1,801,641	2,360,137	2,390,962	2,287,273
Community Services	-	-	-	-	-
Employee Benefits	12,663,116	12,589,467	12,715,310	13,167,552	13,807,264
Debt Service	580,519	542,199	1,801,431	1,856,534	1,079,752
Total Expenditures	<u>\$ 36,203,306</u>	<u>\$ 35,753,702</u>	<u>\$ 38,856,066</u>	<u>\$ 40,461,708</u>	<u>\$ 39,639,988</u>
Other Uses:					
Interfund Transfers	3,663,868	3,590,978	1,544,876	1,435,824	1,452,268
Total Expenditures and Other Uses	<u>\$ 39,867,174</u>	<u>\$ 39,344,680</u>	<u>\$ 40,400,942</u>	<u>\$ 41,897,532</u>	<u>\$ 41,092,256</u>
Excess (Deficit) Revenues Over Expenditures	<u>1,159,640</u>	<u>1,488,653</u>	<u>2,349,299</u>	<u>2,164,806</u>	<u>4,269,974</u>
FUND BALANCE					
Fund Balance - Beginning of Year	11,659,878	12,819,518	14,308,171	16,657,470	18,822,276
Prior Period Adjustments (net)	-	-	-	-	-
Fund Balance - End of Year	<u>\$ 12,819,518</u>	<u>\$ 14,308,171</u>	<u>\$ 16,657,470</u>	<u>\$ 18,822,276</u>	<u>\$ 23,092,250</u>

Source: Audited Financial Statements of the School District. This Appendix is not itself audited.

GENERAL FUND

Revenues, Expenditures and Changes in Fund Balance - Budget and Actual

Fiscal Years Ending June 30:	2025			2026	2027
	Adopted <u>Budget</u>	Modified <u>Budget</u>	<u>Actual</u>	Adopted <u>Budget</u>	Adopted <u>Budget</u>
REVENUES					
Real Property Taxes	\$ 17,886,709	\$ 17,886,709	\$ 16,387,885	\$ 18,342,596	\$ 18,693,611
Other Tax Items	841,929	841,929	2,344,872	863,328	880,226
Charges for Services	3,504,979	3,505,979	3,189,847	3,279,838	3,018,336
Use of Money & Property	401,000	400,000	902,809	601,000	750,000
Sale of Property and Compensation for Loss	-	-	-	-	1,000
Miscellaneous	260,000	270,000	582,674	290,000	400,000
Interfund Revenues	-	-	-	-	-
Revenues from State Sources	22,099,970	22,099,970	22,202,639	22,744,477	22,373,484
Revenues from Federal Sources	75,000	75,000	84,813	-	65,000
Total Revenues	\$ 45,069,587	\$ 45,079,587	\$ 45,695,539	\$ 46,121,239	\$ 46,181,657
Other Sources:					
Proceeds from Leases	-	-	297,193	-	-
Appropriated Reserves	525,000	-	-	725,000	2,950,000
Interfund Transfers	-	-	-	-	-
Total Revenues and Other Sources	\$ 45,594,587	\$ 45,079,587	\$ 45,992,732	\$ 46,846,239	\$ 49,131,657
EXPENDITURES					
General Support	\$ 4,694,247	\$ 4,866,728	\$ 4,337,806	\$ 4,760,748	\$ 4,997,446
Instruction	22,118,628	22,475,278	20,879,373	22,319,788	22,642,642
Pupil Transportation	3,092,898	3,449,211	2,790,984	3,051,101	3,174,117
Community Services	-	-	-	-	-
Employee Benefits	15,019,901	14,958,101	14,294,451	15,927,309	16,763,701
Debt Service	2,143,913	1,295,163	1,537,632	2,358,225	1,553,751
Total Expenditures	\$ 47,069,587	\$ 47,044,481	\$ 43,840,246	\$ 48,417,171	\$ 49,131,657
Other Uses:					
Interfund Transfers	-	883,750	864,500	-	-
Total Expenditures and Other Uses	\$ 47,069,587	\$ 47,928,231	\$ 44,704,746	\$ 48,417,171	\$ 49,131,657
Excess (Deficit) Revenues Over Expenditures	(1,475,000)	(2,848,644)	1,287,986	(1,570,932)	-
FUND BALANCE					
Fund Balance - Beginning of Year	1,475,000	2,848,644	23,092,250	1,570,932	-
Prior Period Adjustments (net)	-	-	-	-	-
Fund Balance - End of Year	\$ -	\$ -	\$ 24,380,236	\$ -	\$ -

Source: Audited Financial Statements and budgets (unaudited) of the School District. This Appendix is not itself audited.

APPENDIX - B
Cobleskill-Richmondville CSD

BONDED DEBT SERVICE

Fiscal Year Ending June 30th	Principal	Interest	Total
2026	\$ 1,270,000	\$ 694,511.11	\$ 1,964,511.11
2027	545,000	483,750.00	1,028,750.00
2028	575,000	456,500.00	1,031,500.00
2029	605,000	427,750.00	1,032,750.00
2030	635,000	397,500.00	1,032,500.00
2031	665,000	365,750.00	1,030,750.00
2032	695,000	332,500.00	1,027,500.00
2033	730,000	297,750.00	1,027,750.00
2034	770,000	261,250.00	1,031,250.00
2035	805,000	222,750.00	1,027,750.00
2036	845,000	182,500.00	1,027,500.00
2037	890,000	140,250.00	1,030,250.00
2038	935,000	95,750.00	1,030,750.00
2039	980,000	49,000.00	1,029,000.00
TOTALS	\$ 10,945,000	\$4,407,511.11	\$ 15,352,511.11

Notes: The table above does not include any energy performance contract, capital lease or installment purchase indebtedness, to the extent any such indebtedness may be applicable to the District.

CURRENT BONDS OUTSTANDING

Fiscal Year Ending June 30th	2022 DASNY Refunding of 2012F Bonds			2025A DASNY		
	Principal	Interest	Total	Principal	Interest	Total
2026	\$ 750,000	\$ 37,500.00	\$ 787,500.00	\$ 520,000	\$ 657,011.11	\$ 1,177,011.11
2027	-	-	-	545,000	483,750.00	1,028,750.00
2028	-	-	-	575,000	456,500.00	1,031,500.00
2029	-	-	-	605,000	427,750.00	1,032,750.00
2030	-	-	-	635,000	397,500.00	1,032,500.00
2031	-	-	-	665,000	365,750.00	1,030,750.00
2032	-	-	-	695,000	332,500.00	1,027,500.00
2033	-	-	-	730,000	297,750.00	1,027,750.00
2034	-	-	-	770,000	261,250.00	1,031,250.00
2035	-	-	-	805,000	222,750.00	1,027,750.00
2036	-	-	-	845,000	182,500.00	1,027,500.00
2037	-	-	-	890,000	140,250.00	1,030,250.00
2038	-	-	-	935,000	95,750.00	1,030,750.00
2039	-	-	-	980,000	49,000.00	1,029,000.00
TOTALS	\$ 750,000	\$ 37,500.00	\$ 787,500.00	\$ 10,195,000	\$ 4,370,011.11	\$ 14,565,011.11

FORM UNDERTAKING TO PROVIDE NOTICES OF EVENTS

This undertaking to provide notice of certain designated events (the “Disclosure Undertaking”) is executed and delivered by the Cobleskill-Richmondville Central School District, a school district of the State of New York (the “Issuer”) in connection with the issuance of its **\$4,750,000 Bond Anticipation Notes, 2026** (the “Security”). The Security has a stated maturity of 18 months or less. The Issuer hereby covenants and agrees as follows:

Section 1. Obligation to Provide Notices of Events. (a) The Issuer hereby undertakes (for the benefit of Security Holders) to provide (or cause to be provided either directly or through a dissemination agent) to EMMA (or any successor thereto) in an electronic format (as prescribed by the MSRB) in a timely manner (not in excess of ten business days after the occurrence of any such event) notice of any of the following events with respect to the Security:

- (1) Principal and interest payment delinquencies;
- (2) Non-payment related defaults, if material;
- (3) Unscheduled draws on debt service reserves reflecting financial difficulties;
- (4) Unscheduled draws on credit enhancements reflecting financial difficulties;
- (5) Substitution of credit or liquidity providers, or their failure to perform;
- (6) Adverse tax opinions, the issuance by the Internal Revenue Service of proposed or final determinations of taxability, Notices of Proposed Issue (IRS Form 5701–TEB) or other material notices or determinations with respect to the tax status of the Security, or other material events affecting the tax status of the Security;
- (7) Modifications to rights of Security Holders, if material;
- (8) Bond calls, if material, and tender offers;
- (9) Defeasances;
- (10) Release, substitution, or sale of property securing repayment of the Security, if material;
- (11) Rating changes;
- (12) Bankruptcy, insolvency, receivership or similar event of the obligated person;

Note to paragraph (12): For the purposes of the event identified in paragraph (12) of this section, the event is considered to occur when any of the following occur: The appointment of a receiver, fiscal agent or similar officer for an obligated person in a proceeding under the U.S. Bankruptcy Code or in any other proceeding under state or federal law in which a court or governmental authority has assumed jurisdiction over substantially all of the assets or business of the obligated person, or if such jurisdiction has been assumed by leaving the existing governing body and officials or officers in possession but subject to the supervision and orders of a court or governmental authority, or the entry of an order confirming a plan of reorganization, arrangement or liquidation by a court or governmental authority having supervision or jurisdiction over substantially all of the assets or business of the obligated person.

- (13) The consummation of a merger, consolidation, or acquisition involving an obligated person or the sale of all or substantially all of the assets of the obligated person, other than in the ordinary course of business, the entry into a definitive agreement to undertake such an action or the termination of a definitive agreement relating to any such actions, other than pursuant to its terms, if material;
- (14) Appointment of a successor or additional trustee or the change of name of a trustee, if material;
- (15) Incurrence of a Financial Obligation of the obligated person, if material, or agreement to covenants, events of default, remedies, priority rights, or other similar terms of a Financial Obligation of the obligated person, any of which affect Security Holders, if material; and

(16) Default, event of acceleration, termination event, modification of terms, or other similar events under the terms of a Financial Obligation of the obligated person, any of which reflect financial difficulties.

(b) The Issuer may choose to disseminate other information in addition to the information required as part of this Disclosure Undertaking. Such other information may be disseminated in any manner chosen by the Issuer. If the Issuer disseminates any such additional information, the Issuer shall have no obligation to update such information or include it in any future materials disseminated pursuant to this Disclosure Undertaking.

(c) The Issuer may choose to provide notice of the occurrence of certain other events, in addition to those listed in Section 1(a) above, if the Issuer determines that any such other event is material with respect to the Security; but the Issuer does not undertake to commit to provide any such notice of the occurrence of any material event except those events listed above.

Section 2. Definitions

“EMMA” shall mean Electronic Municipal Market Access System implemented by the MSRB.

“Financial Obligation” shall mean a (A) debt obligation; (B) derivative instrument entered into in connection with, or pledged as security or a source of payment for, an existing or planned debt obligation; or (C) guarantee of (A) or (B). Financial Obligation shall not include municipal securities as to which a final official statement has been provided to the MSRB consistent with Rule 15c2-12.

“MSRB” shall mean the Municipal Securities Rulemaking Board established in accordance with the provisions of Section 15B(b)(1) of the Securities Exchange Act of 1934, or any successor thereto or to the functions of the MSRB contemplated by this Disclosure Undertaking.

“Purchaser” shall mean the financial institution referred to in a certain Certificate of Determination that is being delivered by the Issuer in connection with the issuance of the Security.

“Rule 15c2-12” shall mean Rule 15c2-12 promulgated by the Securities and Exchange Commission under the Securities Exchange Act of 1934, as amended through the date of this Disclosure Undertaking, including any official interpretations thereof.

“Security Holder” shall mean any registered owner of the Security and any beneficial owner of the Security within the meaning of Rule 13d-3 promulgated by the Securities and Exchange Commission under the Securities Exchange Act of 1934.

Section 3. Remedies. If the Issuer fails to comply with any provision of this Disclosure Undertaking, then any Security Holder may enforce, for the equal benefit and protection of all Security Holders similarly situated, by mandamus or other suit or proceeding at law or in equity, this Disclosure Undertaking against the Issuer and any of the officers, agents and employees of the Issuer, and may compel the Issuer or any such officers, agents or employees to perform and carry out their duties under this Disclosure Undertaking; provided that the sole and exclusive remedy for breach of this Disclosure Undertaking shall be an action to compel specific performance of the obligations of the Issuer hereunder and no person or entity shall be entitled to recover monetary damages hereunder under any circumstances. Failure to comply with any provision of this Disclosure Undertaking shall not constitute an event of default on the Security.

Section 4. Parties in Interest. This Disclosure Undertaking is executed to assist the Purchaser to comply with paragraph (b)(5) of Rule 15c2-12 and is delivered for the benefit of the Security Holders. No other person has any right to enforce the provisions hereof or any other rights hereunder.

Section 5. Amendments. Without the consent of any Security Holders, at any time while this Disclosure Undertaking is outstanding, the Issuer may enter into any amendments or changes to this Disclosure Undertaking for any of the following purposes:

(a) to comply with or conform to any changes to Rule 15c2-12 (whether required or optional);

(b) to add a dissemination agent for the information required to be provided as part of this Disclosure Undertaking and to make any necessary or desirable provisions with respect thereto;

(c) to evidence the succession of another person to the Issuer and the assumption of any such successor of the duties of the Issuer hereunder;

(d) to add to the duties of the Issuer for the benefit of the Security Holders, or to surrender any right or power herein conferred upon the Issuer;

(e) to cure any ambiguity, to correct or supplement any provision hereof which may be inconsistent with any other provision hereof, or to make any other provisions with respect to matters or questions arising under this Disclosure Undertaking which, in each case, comply with Rule 15c2-12 or Rule 15c2-12 as in effect at the time of such amendment or change; provided that no such action pursuant to this Section 5 shall adversely affect the interests of the Security Holders in any material respect. In making such determination, the Issuer shall rely upon an opinion of nationally recognized bond counsel.

Section 6. Termination. (a) This Disclosure Undertaking shall remain in full force and effect until such time as all principal, redemption premiums, if any, and interest on the Security shall have been paid in full or the Security shall have otherwise been paid or legally defeased in accordance with their terms. Upon any such legal defeasance, the Issuer shall provide notice of such defeasance to EMMA. Such notice shall state whether the Security has been defeased to maturity or to redemption and the timing of such maturity or redemption.

(b) In addition, this Disclosure Undertaking, or any provision hereof, shall be null and void in the event that those portions of Rule 15c2-12 which require this Disclosure Undertaking, or such provision, as the case may be, do not or no longer apply to the Security, whether because such portions of Rule 15c2-12 are invalid, have been repealed, or otherwise.

Section 7. Undertaking to Constitute Written Agreement or Contract. This Disclosure Undertaking shall constitute the written agreement or contract for the benefit of Security Holders, as contemplated under Rule 15c2-12.

Section 8. Governing Law. This Disclosure Undertaking shall be governed by the laws of the State of New York determined without regard to principles of conflict of law.

IN WITNESS WHEREOF, the undersigned has duly authorized, executed and delivered this Disclosure Undertaking as of **July __, 2025**.

COBLESKILL-RICHMONDVILLE CENTRAL SCHOOL DISTRICT

By: /s/_____
President of the Board of Education

THE REMAINDER OF THIS PAGE IS LEFT INTENTIONALLY BLANK

**COBLESKILL-RICHMONDVILLE CENTRAL SCHOOL DISTRICT
SCHOHARIE, OTSEGO, AND MONTGOMERY COUNTIES, NEW YORK**

**FINANCIAL STATEMENTS
AND OTHER FINANCIAL INFORMATION**

JUNE 30, 2025

The Audited Financial Statements, including opinion, were prepared as of date thereof and have not been reviewed and/or updated in connection with the preparation and dissemination of this Official Statement.

COBLESKILL-RICHMONDVILLE CENTRAL SCHOOL DISTRICT

**Financial Statements and
Required Report
as of and for the year ended
June 30, 2025
Together with
Independent Auditor's Reports**

CONTENTS

	<u>Page</u>
INDEPENDENT AUDITOR'S REPORT	1
MANAGEMENT'S DISCUSSION & ANALYSIS (UNAUDITED)	4
FINANCIAL STATEMENTS:	
Statement of net position.....	14
Statement of activities.....	15
Balance sheet – Governmental funds	16
Reconciliation of total governmental fund balance to school-wide net position	17
Statement of revenue, expenditures, and changes in fund balance – Governmental funds	18
Reconciliation of the statement of revenue, expenditures, and changes in fund balance to the statement of activities.....	19
Statement of net position – Fiduciary funds.....	20
Statement of changes in net position – Fiduciary funds.....	20
Notes to the financial statements.....	21
REQUIRED SUPPLEMENTAL INFORMATION (UNAUDITED):	
Schedule of revenue, expenditures, and changes in fund balance – Budget and actual - General fund.....	55
Schedule of proportionate share of net pension liability (asset).....	57
Schedule of contributions – pension plans.....	58
Schedule of changes in total OPEB liability and related ratios.....	59
SUPPLEMENTARY INFORMATION:	
Schedule of combining balance sheet – non-major governmental funds.....	60
Schedule of combining statement of revenues, expenditures and changes in fund Balances – non-major governmental funds.....	61
OTHER INFORMATION (UNAUDITED):	
Schedule of change from original budget to revised budget –and Section 1318 of Real Property Tax Law Limit Calculation.....	62
Schedule of project expenditures - Capital projects fund	63
Schedule of net investment in capital assets	64

CONTENTS (Continued)

Page

REQUIRED REPORT UNDER GOVERNMENT AUDITING STANDARDS:

Independent auditor's report on internal control over financial reporting and on compliance and other matters based on an audit of financial statements performed in accordance with <i>Government Auditing Standards</i>	65
Schedule of findings and responses.....	67

INDEPENDENT AUDITOR'S REPORT

October 3, 2025

The Board of Education of
Cobleskill-Richmondville Central School District:

Report on the Audit of the Financial Statements

Opinions

We have audited the accompanying financial statements of the governmental activities, each major fund, and the aggregate remaining fund information of the Cobleskill-Richmondville Central School District (School District) as of and for the year ended June 30, 2025, and the related notes to the financial statements, which collectively comprise the School District's basic financial statements as listed in the table of contents.

In our opinion, the financial statements referred to above present fairly, in all material respects, the respective financial position of the governmental activities, each major fund, and the aggregate remaining fund information of the School District, as of June 30, 2025, and the respective changes in financial position, and, where applicable, cash flows thereof for the year then ended in accordance with accounting principles generally accepted in the United States of America.

Basis for Opinions

We conducted our audit in accordance with auditing standards generally accepted in the United States of America and the standards applicable to financial audits contained in *Government Auditing Standards*, issued by the Comptroller General of the United States. Our responsibilities under those standards are further described in the Auditor's Responsibilities for the Audit of the Financial Statements section of our report. We are required to be independent of the School District and to meet our other ethical responsibilities, in accordance with the relevant ethical requirements relating to our audit. We believe that the audit evidence we have obtained is sufficient and appropriate to provide a basis for our audit opinions.

Responsibilities of Management for the Financial Statements

Management is responsible for the preparation and fair presentation of the financial statements in accordance with accounting principles generally accepted in the United States of America, and for the design, implementation, and maintenance of internal control relevant to the preparation and fair presentation of financial statements that are free from material misstatement, whether due to fraud or error.

In preparing the financial statements, management is required to evaluate whether there are conditions or events, considered in the aggregate, that raise substantial doubt about the School District's ability to continue as a going concern for twelve months beyond the financial statement date, including any currently known information that may raise substantial doubt shortly thereafter.

6 Wembley Court
Albany, NY 12205
p (518) 464-4080
f (518) 464-4087

www.bonadio.com

(Continued)

INDEPENDENT AUDITOR'S REPORT (Continued)

Auditor's Responsibilities for the Audit of the Financial Statements

Our objectives are to obtain reasonable assurance about whether the financial statements as a whole are free from material misstatement, whether due to fraud or error, and to issue an auditor's report that includes our opinions. Reasonable assurance is a high level of assurance but is not absolute assurance and therefore is not a guarantee that an audit conducted in accordance with generally accepted auditing standards and *Government Auditing Standards* will always detect a material misstatement when it exists. The risk of not detecting a material misstatement resulting from fraud is higher than for one resulting from error, as fraud may involve collusion, forgery, intentional omissions, misrepresentations, or the override of internal control. Misstatements are considered material if there is a substantial likelihood that, individually or in the aggregate, they would influence the judgment made by a reasonable user based on the financial statements.

In performing an audit in accordance with generally accepted auditing standards and *Government Auditing Standards*, we:

- Exercise professional judgment and maintain professional skepticism throughout the audit.
- Identify and assess the risks of material misstatement of the financial statements, whether due to fraud or error, and design and perform audit procedures responsive to those risks. Such procedures include examining, on a test basis, evidence regarding the amounts and disclosures in the financial statements.
- Obtain an understanding of internal control relevant to the audit in order to design audit procedures that are appropriate in the circumstances, but not for the purpose of expressing an opinion on the effectiveness of the School District's internal control. Accordingly, no such opinion is expressed.
- Evaluate the appropriateness of accounting policies used and the reasonableness of significant accounting estimates made by management, as well as evaluate the overall presentation of the financial statements.
- Conclude whether, in our judgment, there are conditions or events, considered in the aggregate, that raise substantial doubt about the School District's ability to continue as a going concern for a reasonable period of time.

We are required to communicate with those charged with governance regarding, among other matters, the planned scope and timing of the audit, significant audit findings, and certain internal control-related matters that we identified during the audit.

Required Supplementary Information

Accounting principles generally accepted in the United States of America require that the management's discussion and analysis, budgetary comparison, schedule of changes in total OPEB liability and related ratios, schedule of proportionate share of net pension liability (asset), and schedule of contributions – pension plans be presented to supplement the basic financial statements. Such information is the responsibility of management and, although not a part of the basic financial statements, is required by the Governmental Accounting Standards Board who considers it to be an essential part of financial reporting for placing the basic financial statements in an appropriate operational, economic, or historical context. We have applied certain limited procedures to the required supplementary information in accordance with auditing standards generally accepted in the United States of America, which consisted of inquiries of management about the methods of preparing the information and comparing the information for consistency with management's responses to our inquiries, the basic financial statements, and other knowledge we obtained during our audit of the basic financial statements. We do not express an opinion or provide any assurance on the information because the limited procedures do not provide us with sufficient evidence to express an opinion or provide any assurance.

(Continued)

INDEPENDENT AUDITOR'S REPORT (Continued)

Supplementary Information

Our audit was conducted for the purpose of forming opinions on the financial statements that collectively comprise the School District's basic financial statements. The accompanying combining and individual nonmajor fund financial statements are presented for purposes of additional analysis and are not a required part of the basic financial statement. Such information is the responsibility of management and was derived from and relates directly to the underlying accounting and other records used to prepare the basic financial statements. The information has been subjected to the auditing procedures applied in the audit of the basic financial statements and certain additional procedures, including comparing and reconciling such information directly to the underlying accounting and other records used to prepare the basic financial statements or to the financial statements themselves, and other additional procedures in accordance with auditing standards generally accepted in the United States of America. In our opinion, the accompanying combining and individual nonmajor fund financial statements are fairly stated in all material respects in relation to the basic financial statements as a whole.

Other Information

Management is responsible for the other information included in the annual report. The other information comprises the Schedule of Change from Original Budget to Revised Budget – General Fund and Section 1318 of Real Property Tax Limit Calculation, Schedule of Project Expenditures – Capital Project Fund and the Schedule of Net Investment in Capital Assets but does not include the basic financial statements and our auditor's report thereon. Our opinions on the basic financial statements do not cover the other information, and we do not express an opinion or any form of assurance thereon.

In connection with our audit of the basic financial statements, our responsibility is to read the other information and consider whether a material inconsistency exists between the other information and the basic financial statements, or the other information otherwise appears to be materially misstated. If, based on the work performed, we conclude that an uncorrected material misstatement of the other information exists, we are required to describe it in our report.

Other Reporting Required by Government Auditing Standards

In accordance with *Government Auditing Standards*, we have also issued our report dated October 3, 2025, on our consideration of the School District's internal control over financial reporting and on our tests of its compliance with certain provisions of laws, regulations, contracts, and grant agreements and other matters. The purpose of that report is solely to describe the scope of our testing of internal control over financial reporting and compliance and the results of that testing, and not to provide an opinion on the effectiveness of Cobleskill-Richmondville Central School District's internal control over financial reporting or on compliance. That report is an integral part of an audit performed in accordance with *Government Auditing Standards* in considering the School District's internal control over financial reporting and compliance.

COBLESKILL-RICHMONDVILLE CENTRAL SCHOOL DISTRICT

MANAGEMENT'S DISCUSSION AND ANALYSIS (UNAUDITED) JUNE 30, 2025

The following is a discussion and analysis of the School District's financial performance for the fiscal year ended June 30, 2025. The section is a summary of the School District's financial activities based on currently known facts, decisions, or conditions. It is also based on both the School-wide and fund-based financial statements. The results of the current year are discussed in comparison with the prior year, with an emphasis placed on the current year. This section is only an introduction and should be read in conjunction with the School District's financial statements, which immediately follow this section.

FINANCIAL HIGHLIGHTS

- The School District experienced a decreased of \$3.7 million in total net position during the year. This decrease was predominately the result of changes to the valuation of other postemployment benefits.
- The School District had an increase in general fund balance of \$1,287,986 as a result of favorable budget performance.
- The School District's 2024-2025 expenditures and other financing sources were under expended by \$2.6 million or 5.4% of budgeted expenditures due in most part to staffing shortages. Several funded positions remained unfilled due to lack of candidates. In addition, there were numerous unpaid leaves of absence taken during the year, resulting in many partial-year vacancies. Employee turnover also contributed to savings in salaries and benefits.

OVERVIEW OF THE FINANCIAL STATEMENTS

This annual report consists of three parts: Management's Discussion & Analysis (MD&A) (this section), the basic financial statements, and required supplementary information. The basic financial statements include two kinds of statements that present different views of the School District:

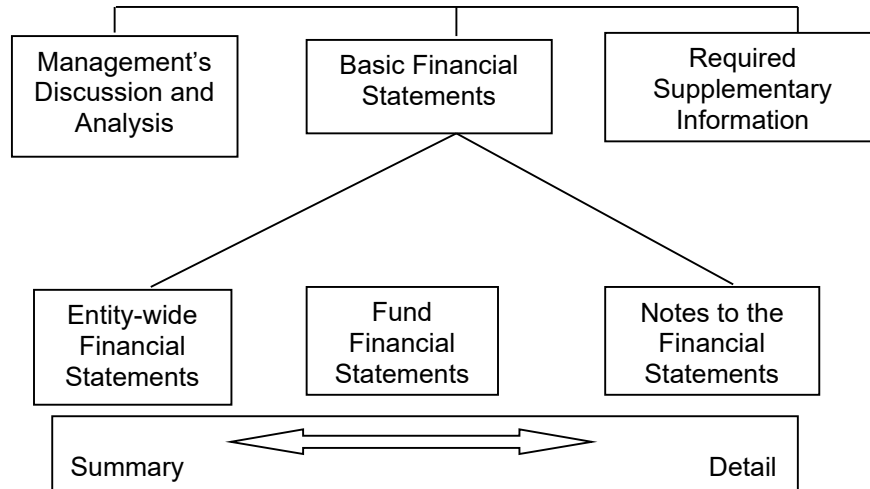
- The first two statements are *district-wide* financial statements that provide both *short-term* and *long-term* information about the School District's *overall* financial status.
- The remaining statements are *fund financial statements* that focus on *individual parts* of the School District, reporting the School District's operations in *more detail* than the School-wide statements.
- The *governmental funds statements* tell how basic services such as regular and special education were financed in the *short-term*, as well as what remains for future spending.
- Fiduciary funds statements provide information about the financial relationships in which the School District acts solely as a trustee or agent for the benefit of others, including the employees of the School District.

The financial statements also include notes that provide additional information about the financial statements and the balances reported. The statements are followed by a section of required supplementary information that further explains and supports the financial statements with a comparison of the School District's budget for the year.

OVERVIEW OF THE FINANCIAL STATEMENTS (Continued)

Table A-1 shows how the various sections of this annual report are arranged and related to one another.

Table A-1 Organization of the School District's Annual Financial Report



Tables A-2 summarizes the major features of the School District's financial statements, including the portion of the School District's activities that they cover and the types of information that they contain. The remainder of this overview section highlights the structure and contents of each statement.

Table A-2 Major Features of the School-Wide and Fund Financial Statements

	Fund Financial Statements		
	District-Wide	Governmental Funds	Fiduciary Funds
Scope	Entire District (except fiduciary funds)	The daily operating activities of the School District, such as instruction and special education.	Instances in which the School District administers resources on behalf of another entity
Required financial statements	<ul style="list-style-type: none"> Statement of net position Statement of activities 	<ul style="list-style-type: none"> Balance sheet Statement of revenue, expenditures, and changes in fund balances 	<ul style="list-style-type: none"> Statement of net position Statement of changes in net position
Accounting basis and measurement focus	Accrual accounting and economic resources focus	Modified accrual accounting and current financial focus	Accrual accounting and economic resources focus
Type of asset & deferred outflow/liability & deferred inflow information	All assets, deferred outflows, liabilities, and deferred inflows both financial and capital, short-term and long-term	Assets, deferred inflows/outflows of deferred resources, and liabilities that come due during the year or soon after; no capital assets or long-term liabilities included	All assets and liabilities, both short-term and long-term; funds do not currently contain capital assets, although they can.

OVERVIEW OF THE FINANCIAL STATEMENTS (Continued)

Table A-2 Major Features of the School-wide and Fund Financial Statements (Continued)

	Fund Financial Statements		
	District-Wide	Governmental Funds	Fiduciary Funds
Type of inflow/outflow information	All revenue and expenses during year, regardless of when cash is received or paid	Revenue for which cash is received during or soon after the end of the year; expenditures when goods or services have been received and the related liability is due and payable.	All additions and deductions during the year, regardless of when cash is received or paid.

School-Wide Statements

The School-wide statements report information about the School District as a whole using accounting methods similar to those used by private-sector companies. The statement of net position includes all of the School District's assets, deferred inflow/outflows of resources, and liabilities. All of the current year's revenue and expenses are accounted for in the statement of activities regardless of when cash is received or paid.

The two School-wide statements report the School District's *net position* and how they have changed. Net position – the difference between the School District's assets, deferred inflow/outflows of resources, and liabilities – is one way to measure the School District's financial health or position.

- Over time, increases or decreases in the School District's net position are an indicator of whether its financial position is improving or deteriorating, respectively.
- For assessment of the overall health of the School District, additional non-financial factors such as changes in property tax bases and the condition of buildings and other facilities should be considered.

Net position of the governmental activities differ from the governmental fund balances because governmental fund level statements only report transactions using or providing current financial resources. Also, capital assets are reported as expenditures when financial resources (dollars) are expended to purchase or build such assets. Likewise, the financial resources that may have been borrowed are considered revenue when they are received. Principal and interest payments are considered expenditures when paid. Depreciation is not calculated. Capital assets and long-term debt are accounted for in account groups and do not affect the fund balances.

School-wide statements use an economic resources measurement focus and full accrual basis of accounting that involves the following steps to prepare the statement of net position:

- Capitalize current outlays for capital assets.
- Report long-term debt as a liability.
- Depreciate capital assets and allocate the depreciation to the proper function.
- Calculate revenue and expenditures using the economic resources measurement focus and the full accrual basis of accounting.
- Allocate net position balances as follows:
 - Net position invested in capital assets.
 - Restricted net position has constraints placed on use by external sources or imposed by law.
 - Unrestricted net position is net position that does not meet any of the above restrictions.

OVERVIEW OF THE FINANCIAL STATEMENTS (Continued)

Fund Financial Statements

The fund financial statements provide more detailed information about the School District's funds – not the School District as a whole. Funds are accounting devices the School District uses to keep track of specific sources of funding and spending on particular programs. The funds have been established by the State of New York.

The School District has the following types of funds:

- *Governmental Funds:* Most of the School District's basic services are included in governmental funds, which generally focus on (1) how cash and other financial assets can readily be converted to cash flow in and out and (2) the balances left at year end that are available for spending. Consequently, the governmental funds statements provide a detailed short-term view that helps you determine whether there are more or fewer financial resources that can be spent in the near future to finance the School District's programs. Because this information does not encompass the additional long-term focus of the School-wide statements, additional information at the bottom of the governmental funds statements explains the relationship (or differences) between them. The governmental fund statements focus primarily on current financial resources and often have a budgetary orientation. Governmental funds include the general fund, special aid fund, school lunch fund, and the capital projects fund. Required financial statements are the balance sheet and the statement of revenue, expenditures, and changes in fund balance.
- *Fiduciary Funds:* The School District is the trustee, or fiduciary, for assets that belong to others, such as the collection of library taxes. The School District is responsible for ensuring that the assets reported in these funds are used only for their intended purposes and by those to whom the assets belong. The School District excludes these activities from the School-wide financial statements because it cannot use these assets to finance its operations. Fiduciary fund reporting focuses on net position and changes in net position.

FINANCIAL ANALYSIS OF THE SCHOOL DISTRICT AS A WHOLE

Table A-3 Condensed Statement of Net Position (In millions of dollars)

	Fiscal Year <u>2025</u>	Fiscal Year <u>2024</u>	Percent <u>Change</u>
Assets:			
Current and other assets	\$ 30.0	\$ 30.1	0%
Noncurrent assets	<u>45.8</u>	<u>43.4</u>	<u>6%</u>
Total assets	<u>75.8</u>	<u>73.5</u>	<u>3%</u>
Deferred outflow	<u>34.8</u>	<u>52.4</u>	<u>-34%</u>
Liabilities:			
Current liabilities	11.4	21.8	-48%
Long-term liabilities	<u>152.9</u>	<u>169.9</u>	<u>-10%</u>
Total liabilities	<u>164.3</u>	<u>191.7</u>	<u>-14%</u>
Deferred inflow	<u>62.02</u>	<u>46.10</u>	<u>35%</u>
Net position:			
Invested in capital assets	31.3	30.7	2%
Restricted	21.8	22.5	-3%
Unrestricted	<u>(168.7)</u>	<u>(165.1)</u>	<u>2%</u>
Total net position	<u>\$ (115.7)</u>	<u>\$ (111.9)</u>	<u>3%</u>

FINANCIAL ANALYSIS OF THE SCHOOL DISTRICT AS A WHOLE (Continued)

The decrease in long-term liabilities is primarily due to the current portion of other post-employment benefits liability being recognized as current liabilities.

Changes in Net Position

The School District's 2024-2025 revenue was \$49,178,896 (See Table A-4). Property taxes and New York State aid accounted for the majority of revenue by contributing 38% and 45% of the total revenue raised, respectively (see Table A-5). The remainder of revenue came from fees for services, use of money and property, operating grants, and other miscellaneous sources.

The total cost of all programs and services totaled \$52,911,823 for 2024-2025. These expenses (80%) are predominately for the education, supervision, and transportation of students (see Table A-6). The School District's administrative and business activities accounted for 19% of total costs.

Table A-4 Changes in Net Position from Operating Results (In Millions of dollars)

	Fiscal Year <u>2025</u>	Fiscal Year <u>2024</u>	Percent <u>Change</u>
Revenue:			
Program revenue:			
Charges for services	\$ 3.2	\$ 3.5	-7%
Operating grants	3.1	5.7	-46%
General revenue:			
Property and other tax items	18.7	18.3	2%
State formula aid	22.2	22.0	1%
Miscellaneous	<u>1.9</u>	<u>3.5</u>	-46%
Total revenue	<u>49.2</u>	<u>53.0</u>	<u>-7%</u>
Expenses:			
General support	10.0	10.8	-8%
Instruction	37.8	44.0	-14%
Pupil transportation	3.5	3.1	12%
Debt service - Interest	0.6	0.7	-7%
School lunch program	<u>1.0</u>	<u>0.6</u>	<u>73%</u>
Total expenses	<u>52.9</u>	<u>59.2</u>	<u>-11%</u>
Change in net position	<u>\$ (3.7)</u>	<u>\$ (6.1)</u>	<u>-39%</u>

FINANCIAL ANALYSIS OF THE SCHOOL DISTRICT AS A WHOLE (Continued)

Table A-5 Sources of Revenue for 2025

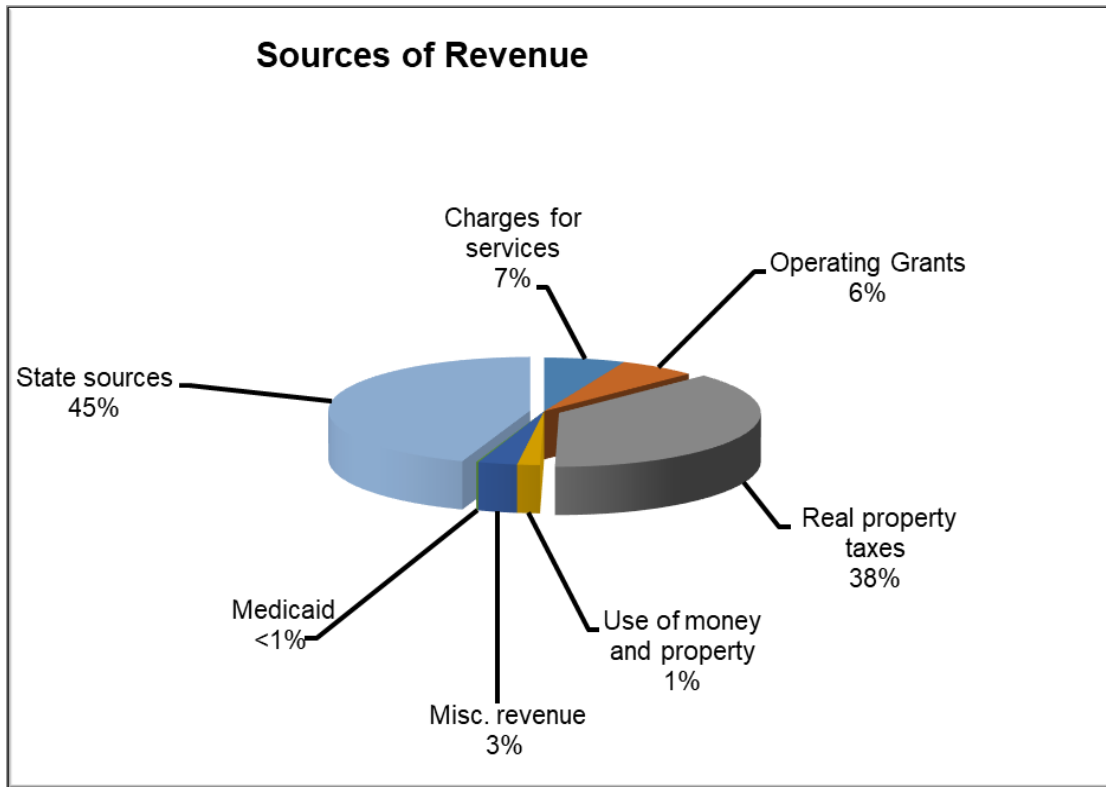
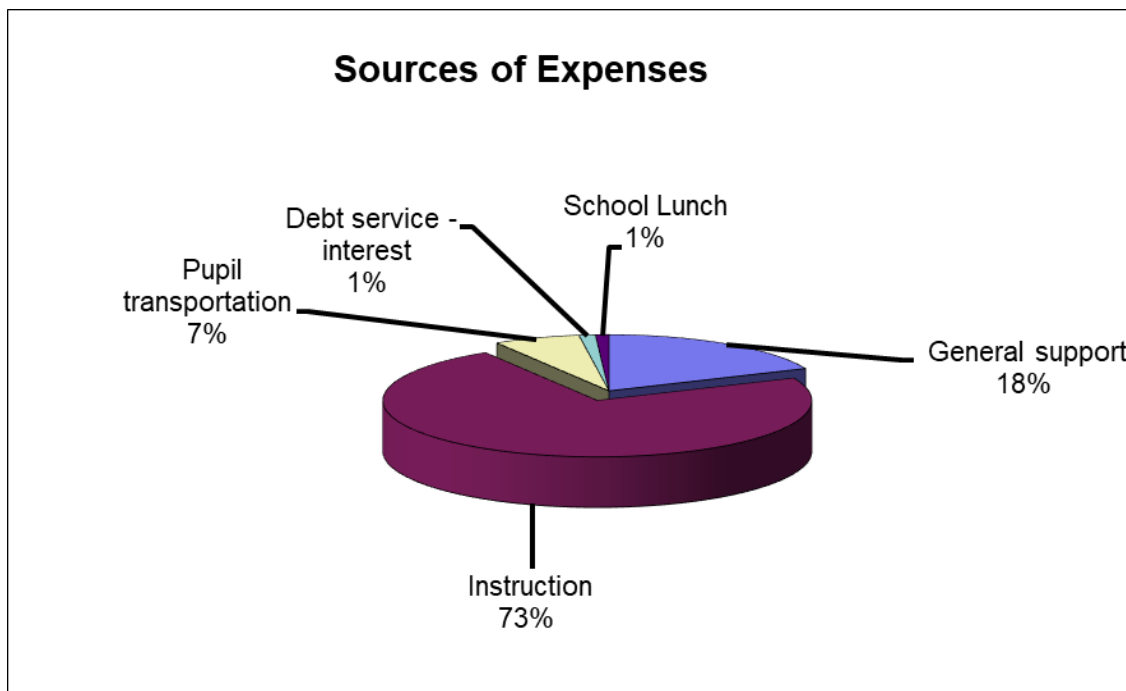


Table A-6 Sources of Expenses for 2025



FINANCIAL ANALYSIS OF THE SCHOOL DISTRICT AS A WHOLE (Continued)

Governmental Activities

Revenue for the School District's governmental activities totaled \$49,178,896 while total expenses were \$52,911,823, accordingly, net position decreased by \$3,732,927. The majority of the decrease can be attributed to changes in OPEB valuation.

Table A-7 presents the cost of several of the School District's major activities. The table also shows each activity's net cost (total cost less fees generated by the activity and intergovernmental aid provided for specific programs). The net cost shows the local share of the School District's taxpayers by each of these functions.

Table A-7 Expenses by Function (in Millions)

Net Cost of Governmental Activities

Functions:	Total Cost	Total Cost	Percent	(Net) Cost	(Net) Cost	Percent
	Of Services	Of Services		Of Services	Of Services	
	<u>2025</u>	<u>2024</u>	<u>Change</u>	<u>2025</u>	<u>2024</u>	<u>Change</u>
General support	\$ 10.0	\$ 10.8	-7.8%	\$ 10.0	\$ 10.8	-7.8%
Instruction	37.8	44.0	-14.1%	32.6	36.0	-9.3%
Pupil transportation	3.5	3.1	11.6%	3.5	3.1	11.6%
Cost of sales - Food	1.0	0.6	73.3%	(0.1)	(0.6)	-
Debt service - Interest	<u>0.6</u>	<u>0.7</u>	-7.3%	<u>0.6</u>	<u>0.7</u>	-7.3%
Total	<u>\$ 52.9</u>	<u>\$ 59.2</u>	-10.6%	<u>\$ 46.6</u>	<u>\$ 50.0</u>	-6.9%

- The cost of all governmental activities for the year was \$52,911,823.
- The users of the School District's programs financed \$3,240,568 of the cost.
- The federal and state government financed \$3,104,339 of the cost.
- The majority of costs, \$46,566,916 were financed by the School District's taxpayers and unallocated NYS aid.

FINANCIAL ANALYSIS OF THE SCHOOL DISTRICT'S FUNDS

Variances between years for the governmental fund financial statements are not the same as variances between years for the school-wide financial statements. The School District's governmental funds are presented on the current financial resources measurement focus and the modified accrual basis of accounting. Under this method of presentation, governmental funds do not include long-term liabilities for the funds' projects and capital assets purchased by the funds. Governmental funds will include proceeds from the issuance of debt, the current payments for capital assets, and the current payments for debt.

FINANCIAL ANALYSIS OF THE SCHOOL DISTRICT'S FUNDS (Continued)

The following is a brief description of the activity in the governmental funds for 2025:

General Fund: Revenues exceeded expenditures by \$1,287,986. This is the fund's operating surplus. Of this amount, \$654,385 is reserved to pay for outstanding encumbrances – services and materials applicable to the 2024-2025 fiscal year that were not invoiced before the 2024-2025 books were closed (and therefore not included in expenditures).

Special Aid Fund: By the nature of the fund, special aid does not generate a fund balance. Revenue is recognized as funds are expended. Approximately \$2 million was received and expended for state and federal grants in this fund.

School Lunch Fund: The school lunch fund experienced an operating surplus of \$139,272 in the 2024-2025 fiscal year. The fund began the year with a fund balance of \$529,884 and ended with a fund balance of \$669,156.

Capital Projects Fund: \$771,411 was expended reconstruction at the Radez, Ryder, Golding and High School buildings.

Debt Service Fund: The debt service fund ended the year with a \$1,592,581 fund balance. This balance is restricted for future debt service obligations.

General Fund Budgetary Highlights

For the 2024-2025 school year, the voters of the School District approved a budget of \$47,069,587. That budget was subsequently increased by \$748,644 due to encumbrances carried over from 2023-24. The general fund is the only fund or which a budget is submitted for approval of the resident voters and legally adopted.

The School District achieved a favorable expenditure variance of \$2,549,850 from budget to actual as of June 30, 2025. This was achieved through the careful monitoring and control of general fund expenditures, as well as through unanticipated savings resulting from multiple full and partial-year unfilled vacancies, employee turnover, numerous unpaid leaves of absence, dynamic special education needs, and favorable pricing performance in fuel and utilities. In addition, the School District is seeing fewer new employees are opting to participate in the School District's health insurance programs and/pr retirement plans, resulting in further unplanned savings.

The School District considers the results achieved regarding the 2024-2025 finances to be very satisfactory. The School District also met its target to have \$2,295,932 in fund balance available on June 30, 2025 to balance the 2025-2026 budget. Further, the School District was able to establish and appropriately fund a 2024-2025 Tax Certiorari Reserve.

Results vs. Budget

The general fund is the only fund which a budget is submitted for the approval of the resident voters and legally adopted.

As noted below in the results vs. budget table, the School District has an overall favorable budgetary surplus for the 2024-2025 fiscal year. This surplus allowed the School District to appropriate a substantial amount of fund balance and reserve to fund 4.74% of the 2025-2026 budget. Unless the School District continues to generate such surpluses, it will not be able to sustain appropriating fund balance at such high level.

FINANCIAL ANALYSIS OF THE SCHOOL DISTRICT'S FUNDS (Continued)

Results vs. Budget (Continued)

	Original <u>Budget</u>	Final <u>Budget</u>	<u>Actual</u>	<u>Encumbrances</u>	<u>Variance</u>
Revenue:					
Real property taxes	\$ 17,886,709	\$ 17,886,709	\$ 16,387,885	\$ -	\$ (1,498,824)
Other tax items	841,929	841,929	2,344,872	-	1,502,943
Charges for services	3,505,979	3,505,979	3,189,847	-	(316,132)
Use of money and property	400,000	400,000	902,809	-	502,809
Medicaid	75,000	75,000	84,813	-	9,813
State sources	22,099,970	22,099,970	22,202,639	-	102,669
Miscellaneous	260,000	270,000	582,674	-	312,674
Total revenue	<u>45,069,587</u>	<u>45,079,587</u>	<u>45,695,539</u>	<u>-</u>	<u>615,952</u>
Other financing sources:					
Proceeds from lease	-	-	297,193	-	297,193
Total revenue and other financing sources	<u>45,069,587</u>	<u>45,079,587</u>	<u>45,992,732</u>	<u>-</u>	<u>913,145</u>
Expenditures:					
Board of education	34,611	34,527	28,040	-	6,487
Central administration	250,433	254,662	249,385	-	5,277
Finance	402,464	449,278	393,253	33,808	22,217
Staff	273,183	280,278	242,334	3,700	34,244
Central services	3,350,583	3,488,062	3,069,719	110,610	307,733
Special items	382,973	359,921	355,075	-	4,846
Instruction, administration, and improvement	1,350,443	1,365,957	1,277,057	2,493	86,407
Teaching - regular school	8,855,353	9,109,002	8,739,758	117,306	251,938
Programs for children with handicapping conditions	7,209,564	7,247,451	6,463,146	8,205	776,100
Occupational education	1,225,420	1,225,420	1,148,215	-	77,205
Teaching - special school	45,000	45,000	10,700	-	34,300
Instructional media	1,139,087	1,146,044	1,122,402	25,861	(2,219)
Pupil services	2,293,761	2,336,404	2,118,095	2,405	215,904
Pupil transportation	3,092,898	3,449,211	2,790,984	349,997	308,230
Employee benefits	15,019,901	14,958,101	14,294,451	-	663,650
Debt Service	1,295,163	1,295,163	1,537,632	-	(242,469)
Total expenses	<u>46,220,837</u>	<u>47,044,481</u>	<u>43,840,246</u>	<u>654,385</u>	<u>2,549,850</u>
Other financing uses:					
Transfer in from other funds	-	-	-	-	-
Transfer to other funds	(848,750)	(883,750)	(864,500)	-	19,250
Total other financing uses	<u>(848,750)</u>	<u>(883,750)</u>	<u>(864,500)</u>	<u>-</u>	<u>19,250</u>
Total expenditures and other financing sources	<u>47,069,587</u>	<u>47,928,231</u>	<u>44,704,746</u>	<u>654,385</u>	<u>2,569,100</u>
Net change in fund balance	<u>(2,000,000)</u>	<u>(2,848,644)</u>	<u>1,287,986</u>	<u>(654,385)</u>	<u>3,482,245</u>
Fund balance - beginning of year	<u>23,092,250</u>	<u>23,092,250</u>	<u>23,092,250</u>		
Fund balance - end of year	<u>\$ 21,092,250</u>	<u>\$ 20,243,606</u>	<u>\$ 24,380,236</u>		

FINANCIAL ANALYSIS OF THE SCHOOL DISTRICT'S FUNDS (Continued)

Capital Assets

As of June 30, 2025, the School District had \$43,355,718 invested in a broad range of capital assets including buildings, buses, athletic facilities, computers, and other educational equipment.

Table A-8 Capital Assets (Net of Depreciation, in Thousands of Dollars)

<u>Category</u>	<u>Fiscal Year 2025</u>	<u>Fiscal Year 2024</u>	<u>Percent Change</u>
Buildings and improvements	\$ 41,857	\$ 42,320	-1%
Equipment, furniture and vehicles	937	594	58%
Lease equipment/software	<u>562</u>	<u>502</u>	0%
Total	<u>\$ 43,356</u>	<u>\$ 43,416</u>	0%

Long-Term Liabilities

As of June 30, 2025, the School District had \$161,268,024 in general obligation bonds and other long-term liabilities outstanding. More detailed information about the School District's long-term liabilities is included in the notes to the financial statements.

Table A-9 Long-Term Liabilities (In Thousands of Dollars)

	<u>Fiscal Year 2025</u>	<u>Fiscal Year 2024</u>
General obligation bonds	\$ 11,835	\$ 1,566
Net pension liabilities	2,425	3,187
OPEB and other	<u>147,008</u>	<u>171,550</u>
Total	<u>\$ 161,268</u>	<u>\$ 176,303</u>

During 2025, the School District paid down its debt by retiring \$725,000 of outstanding bonds. Also during 2025, the School District issued \$10,195,000 of long term debt to be used for capital projects.

CONTACTING THE SCHOOL DISTRICT'S FINANCIAL MANAGEMENT

This financial report is designed to provide the School District's citizens, taxpayers, customers, investors, and creditors with a general overview of the School District's finances and to demonstrate the School District's accountability for the money it receives. If you have questions about this report or need additional financial information, please contact:

*Tracy Fraleigh, Business Official
Cobleskill-Richmondville Central School District
155 Washington Avenue
Cobleskill, NY 12043*

COBLESKILL-RICHMONDVILLE CENTRAL SCHOOL DISTRICT

**STATEMENT OF NET POSITION
JUNE 30, 2025**

ASSETS

CURRENT ASSETS:

Cash and cash equivalents - Unrestricted	\$ 4,240,239
Cash and cash equivalents - Restricted	21,692,010
Accounts receivable	9,218
Due from other governments	153,629
State and federal aid receivable	3,881,992
Inventory	<u>27,728</u>
 Total current assets	 <u>30,004,816</u>

NON-CURRENT ASSETS:

Net pension asset - TRS	2,471,460
Capital assets, not depreciated	243,326
Capital assets, net	<u>43,112,392</u>
 Total non-current assets	 <u>45,827,178</u>

DEFERRED OUTFLOWS OF RESOURCES:

Deferred outflows of resources - OPEB	27,756,221
Deferred outflows of resources - pension ERS	1,241,970
Deferred outflows of resources - pension TRS	<u>5,838,411</u>
 Total deferred outflows of resources	 <u>34,836,602</u>

TOTAL ASSETS AND DEFERRED OUTFLOWS OF RESOURCES \$ 110,668,596

LIABILITIES

CURRENT LIABILITIES:

Accounts payable and accrued liabilities	\$ 994,839
Due to other governments	8,151
Due to Teachers' Retirement System	1,749,737
Due to Employees' Retirement System	231,113
Bonds payable due within one year	1,270,000
Accrued interest	40,595
Compensated absences due within one year	381,174
Total other postemployment benefits liability due within one year	6,577,265
Lease payable due within one year	171,753
Unearned revenue	<u>6,139</u>
 Total current liabilities	 <u>11,430,766</u>

LONG-TERM LIABILITIES:

Bonds payable, net current portion	10,564,889
Lease payable, net current portion	363,333
Compensated absences, net current portion	796,038
Net pension liability - ERS	2,424,997
Total other postemployment benefits liability, net current portion	<u>138,718,575</u>
 Total long-term liabilities	 <u>152,867,832</u>

DEFERRED INFLOWS OF RESOURCES:

Deferred inflows of resources - pensions ERS	145,235
Deferred inflows of resources - pensions TRS	3,174,213
Deferred inflows of resources - OPEB	<u>58,695,910</u>
 Total deferred inflows of resources - pensions	 <u>62,015,358</u>

TOTAL LIABILITIES AND DEFERRED INFLOWS OF RESOURCES 226,313,956

NET POSITION

Net investment in capital assets	31,333,429
Restricted	21,770,221
Unrestricted	<u>(168,749,010)</u>
 TOTAL NET POSITION	 <u>\$ (115,645,360)</u>

The accompanying notes are an integral part of these financial statements.

COBLESKILL-RICHMONDVILLE CENTRAL SCHOOL DISTRICT

**STATEMENT OF ACTIVITIES
FOR THE YEAR ENDED JUNE 30, 2025**

	<u>Expenses</u>	<u>Program Revenue</u>		<u>Net (Expense) Revenue and Changes in Net Position</u>
		<u>Charges for Services</u>	<u>Operating Grants</u>	
FUNCTIONS/PROGRAMS:				
General support	\$ 9,958,946	\$ -	\$ -	\$ (9,958,946)
Instruction	37,803,561	3,189,847	1,977,051	(32,636,663)
Pupil transportation	3,460,454	-	-	(3,460,454)
School lunch	1,039,613	50,721	1,127,288	138,396
Debt service - interest	<u>649,249</u>	<u>-</u>	<u>-</u>	<u>(649,249)</u>
TOTAL FUNCTIONS AND PROGRAMS	<u>\$ 52,911,823</u>	<u>\$ 3,240,568</u>	<u>\$ 3,104,339</u>	<u>(46,566,916)</u>
GENERAL REVENUE:				
Real property taxes				16,387,885
Other tax items				2,344,872
Use of money and property				902,982
Miscellaneous				910,798
State sources				22,202,639
Medicaid				<u>84,813</u>
TOTAL GENERAL REVENUE				<u>42,833,989</u>
CHANGE IN NET POSITION				(3,732,927)
NET POSITION				<u>(111,912,433)</u>
TOTAL NET POSITION - end of year				<u>\$ (115,645,360)</u>

The accompanying notes are an integral part of these financial statements.

COBLESKILL-RICHMONDVILLE CENTRAL SCHOOL DISTRICT

**BALANCE SHEET - GOVERNMENTAL FUNDS
JUNE 30, 2025**

	Major Funds				Total Governmental Funds
	General	Special Aid	(Formerly Major) Capital Projects	Non-Major Funds	
ASSETS					
Cash and cash equivalents - Unrestricted	\$ 3,684,141	\$ 6,287	\$ -	\$ 549,811	\$ 4,240,239
Cash and cash equivalents - Restricted	19,505,968	-	-	2,186,042	21,692,010
Accounts receivable	4,199	1,245	-	3,774	9,218
Due from other funds	1,451,503	1,411	-	78,211	1,531,125
Due from other governments	153,629	-	-	-	153,629
State and federal aid receivable	2,311,597	1,401,351	-	169,044	3,881,992
Inventory	-	-	-	27,728	27,728
TOTAL ASSETS	\$ 27,111,037	\$ 1,410,294	\$ -	\$ 3,014,610	\$ 31,535,941
LIABILITIES AND FUND BALANCES					
Accounts payable and accrued liabilities	\$ 757,772	\$ 9,337	\$ -	\$ 227,730	\$ 994,839
Due to other funds	2,306	1,396,570	-	132,249	1,531,125
Due to other governments	3,709	4,387	-	55	8,151
Due to Teachers' Retirement System	1,749,737	-	-	-	1,749,737
Due to Employees' Retirement System	217,277	-	-	13,836	231,113
Unearned Revenue	-	-	-	6,139	6,139
TOTAL LIABILITIES	2,730,801	1,410,294	-	380,009	4,521,104
FUND BALANCE					
Non-spendable					
Reserve for inventory	-	-	-	27,728	27,728
Restricted					
Debt Service	-	-	-	1,592,581	1,592,581
Capital	9,660,644	-	-	347,686	10,008,330
Retirement contributions - ERS	3,311,843	-	-	-	3,311,843
Retirement contributions - TRS	1,581,606	-	-	-	1,581,606
Employee benefits and accrued liabilities	1,102,483	-	-	-	1,102,483
Unemployment	82,681	-	-	-	82,681
Repairs	394,437	-	-	-	394,437
Capital bus reserve	1,846,322	-	-	-	1,846,322
Workers compensation	265,714	-	-	-	265,714
Tax certiorari 24-25	357,939	-	-	-	357,939
Tax certiorari 23-24	351,177	-	-	-	351,177
Insurance	551,122	-	-	-	551,122
Other	-	-	-	323,986	323,986
Total restricted fund balance	19,505,968	-	-	2,264,253	21,770,221
Assigned					
Unappropriated	654,385	-	-	641,428	1,295,813
Appropriated for subsequent year's expenditures	2,295,932	-	-	-	2,295,932
Total assigned fund balance	2,950,317	-	-	641,428	3,591,745
Unassigned	1,923,951	-	-	(298,808)	1,625,143
TOTAL FUND BALANCE	24,380,236	-	-	2,634,601	27,014,837
TOTAL LIABILITIES AND FUND BALANCE	\$ 27,111,037	\$ 1,410,294	\$ -	\$ 3,014,610	\$ 31,535,941

The accompanying notes are an integral part of these financial statements.

COBLESKILL-RICHMONDVILLE CENTRAL SCHOOL DISTRICT

**RECONCILIATION OF TOTAL GOVERNMENTAL FUND BALANCE
TO GOVERNMENT-WIDE NET POSITION
JUNE 30, 2025**

A reconciliation of total governmental fund balance to government-wide net position follows:

Total governmental fund balance	\$ 27,014,837
Capital assets used in governmental activities are not financial resources and, therefore, are not reported in the funds	43,355,718
Pension related government-wide activities are not recorded at the fund level:	
Deferred outflows of resources	7,080,381
Net pension liability - ERS	(2,424,997)
Net pension asset - TRS	2,471,460
Deferred inflows of resources	(3,319,448)
Long-term liabilities, including bonds payable and lease payable, are not due and payable in the current period and, therefore, are not reported in the funds	(12,369,975)
Compensated absences at year-end in government-wide statements under full accrual accounting	(1,177,212)
Other postemployment benefits liability are not due and payable in the current period and, therefore, are not reported in the funds	(145,295,840)
Deferred outflows of resources related to other postemployment benefits are applicable to future periods and, therefore, are not reported in the funds	27,756,221
Deferred inflows of resources related to other postemployment benefits are applicable to future periods and, therefore, are not reported in	(58,695,910)
Interest payable at year end in the government-wide statements under full accrual accounting	<u>(40,595)</u>
NET POSITION OF GOVERNMENTAL ACTIVITIES	<u>\$ (115,645,360)</u>

The accompanying notes are an integral part of these financial statements.

COBLESKILL-RICHMONDVILLE CENTRAL SCHOOL DISTRICT

**STATEMENT OF REVENUE, EXPENDITURES, AND CHANGES IN FUND BALANCE - GOVERNMENTAL FUNDS
FOR THE YEAR ENDED JUNE 30, 2025**

	Major Funds				Total Governmental Funds
	General	Special Aid	(Formerly Major) Capital Projects	Non-Major Funds	
REVENUE:					
Real property taxes	\$ 16,387,885	\$ -	\$ -	\$ -	\$ 16,387,885
Other tax items	2,344,872	-	-	-	2,344,872
Contributions	-	-	-	2,139	2,139
Charges for services	3,189,847	-	-	-	3,189,847
Use of money and property	902,809	-	-	173	902,982
Miscellaneous	582,674	-	-	325,985	908,659
State sources	22,202,639	787,588	-	283,828	23,274,055
Federal sources	-	1,189,463	-	843,460	2,032,923
Medicaid	84,813	-	-	-	84,813
Sales	-	-	-	50,721	50,721
Total revenue	45,695,539	1,977,051	-	1,506,306	49,178,896
EXPENDITURES:					
General support	4,337,806	-	-	186,960	4,524,766
Instruction	20,879,373	2,042,801	-	-	22,922,174
Pupil transportation	2,790,984	-	-	-	2,790,984
Employee benefits	14,294,451	-	-	-	14,294,451
Debt service - Principal	948,529	-	-	725,000	1,673,529
Debt service - Interest	589,103	-	-	73,750	662,853
Capital outlays	-	-	-	771,411	771,411
School lunch	-	-	-	1,039,613	1,039,613
Other	-	-	-	230,252	230,252
Total expenditures	43,840,246	2,042,801	-	3,026,986	48,910,033
EXCESS (DEFICIENCY) OF REVENUE OVER EXPENDITURES	1,855,293	(65,750)	-	(1,520,680)	268,863
OTHER SOURCES AND (USES):					
Proceeds from issuance of debt	-	-	-	10,195,000	10,195,000
BANs redeemed from appropriations	-	-	-	725,000	725,000
Proceeds from leases	297,193	-	-	-	297,193
Premium on issuance on debt	-	-	-	844,613	844,613
Operating transfers in	-	65,750	-	798,750	864,500
Operating transfers (out)	(864,500)	-	-	-	(864,500)
Total other sources (uses)	(567,307)	65,750	-	12,563,363	12,061,806
CHANGE IN FUND BALANCE	1,287,986	-	-	11,042,683	12,330,669
FUND BALANCE - beginning of year, previously reported	23,092,250	-	(10,754,711)	2,346,629	14,684,168
Adjustment - changes from major fund to nonmajor fund	-	-	10,754,711	(10,754,711)	-
FUND BALANCES - beginning of year, as adjusted	23,092,250	-	-	(8,408,082)	14,684,168
FUND BALANCES - end of year	\$ 24,380,236	\$ -	\$ -	\$ 2,634,601	\$ 27,014,837

The accompanying notes are an integral part of these financial statements.

COBLESKILL-RICHMONDVILLE CENTRAL SCHOOL DISTRICT

**RECONCILIATION OF THE STATEMENT OF REVENUE, EXPENDITURES, AND CHANGES IN FUND BALANCE
TO THE STATEMENT OF ACTIVITIES
FOR THE YEAR ENDED JUNE 30, 2025**

Net change in fund balance - Total governmental funds	\$ 12,330,669
Capital outlays are expenditures in governmental funds, but are capitalized in the statement of net position	1,713,255
Depreciation is not recorded as an expenditure in the governmental funds, but is recorded in the statement of activities	(1,833,529)
Amortization is not recorded as an expenditure in the governmental funds, but recorded in the statement of activities	(237,474)
Pension expense resulting from GASB 68 related reporting is not recorded as an expenditure in the government funds but is recorded in the statement of activities	370,845
Repayments of long-term debt are recorded as expenditures in the governmental funds, but are recorded as payments of liabilities in the statement of net position	1,673,529
Bonds premiums amortization is not recorded as revenue in the governmental funds, but is recorded in the statement of activities	(844,613)
Proceeds of long-term debt are recorded as other financing sources in the governmental funds, but are recorded as liabilities in the statement of activities	(10,195,000)
BANs redeemed from appropriations are recorded as other sources in the governmental funds, but are not recorded in the statement of activities	(725,000)
Other postemployment benefits expense resulting from GASB 75 related reporting is not recorded as an expenditure in the government funds but is recorded in the statement of activities	(5,858,445)
Accrued compensated absences do not require the expenditure of current resources and are, therefore not reported as expenditures in the governmental funds	(140,768)
Accrued interest expense does not require the expenditure of current resources and is, therefore, not reported as an expenditure in the governmental funds	(31,671)
Amortization of bond premium is not recorded governmental funds, but is recorded in the statement of activities	<u>45,275</u>
Change in net position - Governmental activities	<u>\$ (3,732,927)</u>

The accompanying notes are an integral part of these statements.

COBLESKILL-RICHMONDVILLE CENTRAL SCHOOL DISTRICT

**STATEMENT OF NET POSITION - FIDUCIARY FUNDS
JUNE 30, 2025**

	Custodial Funds
ASSETS:	
Cash	\$ -
Total assets	-
LIABILITIES:	
Other liabilities	-
Total liabilities	-
NET POSITION:	
Restricted for others	\$ -

COBLESKILL-RICHMONDVILLE CENTRAL SCHOOL DISTRICT

**STATEMENT OF CHANGES IN NET POSITION - FIDUCIARY FUNDS
FOR THE YEAR ENDED JUNE 30, 2025**

	Custodial Funds
ADDITIONS:	
Tax collections on behalf of other governments	\$ 396,000
Total additions	396,000
DEDUCTIONS:	
Payments of tax to other governments	396,000
Total deductions	396,000
CHANGE IN NET POSITION	-
NET POSITION - beginning of year	-
NET POSITION - end of year	\$ -

The accompanying notes are an integral part of these financial statements.

COBLESKILL-RICHMONDVILLE CENTRAL SCHOOL DISTRICT

NOTES TO THE FINANCIAL STATEMENTS JUNE 30, 2025

1. NATURE OF OPERATIONS

Cobleskill-Richmondville Central School District (School District) provides free public K-12 education to students living within its geographic boundaries centered around the Village of Cobleskill in Schoharie County, New York.

2. SUMMARY OF CERTAIN SIGNIFICANT ACCOUNTING POLICIES

The financial statements of Cobleskill-Richmondville Central School District have been prepared in conformity with generally accepted accounting principles (GAAP) as applied to governmental units. Those principles are prescribed by the Governmental Accounting Standards Board (GASB), which is the accepted standard-setting body for establishing governmental accounting and financial reporting principles.

Certain significant accounting principles and policies utilized by the School District are described below:

Reporting Entity

The Cobleskill-Richmondville Central School District is governed by the Laws of New York State. The School District is an independent entity governed by an elected Board of Education (BOE). The President of the Board serves as chief fiscal officer and the Superintendent is the chief executive officer. The Board is responsible for, and controls all activities related to public school education within the School District. Board members have authority to make decisions, power to appoint management, and primary accountability for all fiscal matters.

The reporting entity of the School District is based upon criteria set forth by GASB Statement 14, *The Financial Reporting Entity* as amended by GASB 39, Component Units. The financial reporting entity consists of the primary government, organizations for which the primary government is financially accountable and other organizations for which the nature and significance of their relationship with the primary government are such that exclusion would cause the reporting entity's financial statements to be misleading or incomplete.

The accompanying financial statements present the activities of the School District. The School District is not a component unit of another reporting entity. The decision to include a potential component unit in the School District's reporting entity is based on several criteria including legal standing, fiscal dependency, and financial accountability. Based on the application of these criteria, the following is a brief description of certain entities included in the School District's reporting entity:

Extraclassroom Activity Funds

The extraclassroom activity funds of the School District represent funds of the students of the School District. The board of education exercises general oversight of these funds. The extraclassroom activity funds are independent of the School District with respect to its financial transactions and the designation of student management. Separate audited financial statements (cash basis) of the extraclassroom activity funds can be found at the School District's business office. The School District accounts for assets held as an agent for various student organizations in the Miscellaneous Special Revenue fund.

2. SUMMARY OF CERTAIN SIGNIFICANT ACCOUNTING POLICIES (Continued)

Joint Venture

The School District is a component school district in Capital Region Board of Cooperative Education Services (BOCES). BOCES is a voluntary, cooperative association of school districts in a geographic area that shares planning, services, and programs which provide educational and support activities. There is no authority or process by which a school district can terminate its status as a BOCES component.

BOCES are organized under §1950 of the New York State Education Law. A BOCES board is considered a corporate body. Members of a BOCES board are nominated and elected by their component member boards in accordance with provisions of §1950 of the New York State Education Law. All BOCES property is held by the BOCES board as a corporation (§1950(6)). In addition, BOCES boards also are considered municipal corporations to permit them to contract with other municipalities on a cooperative basis under §119-n(a) of the New York State General Municipal Law.

BOCES' budget is comprised of separate budgets for administrative, program, and capital costs. Each component school district's share of administrative and capital costs is determined by resident public school district enrollment, as defined in the New York State Education Law, §1950(4)(b)(7). In addition, component school districts pay tuition or a service fee for programs in which its students participate.

Financial Statements for the BOCES are available from the BOCES administrative office.

Basis of Presentation

The School District's financial statements consist of school-wide financial statements, including a statement of net position and a statement of activities, and fund level financial statements which provide more detailed information.

School-Wide Statements

The statement of net position and the statement of activities present financial information about the School District's governmental activities. These statements include the financial activities of the overall government in its entirety, except those that are fiduciary. Eliminations have been made to minimize the double counting of internal transactions. Governmental activities generally are financed through taxes, state aid, intergovernmental revenue, and other exchange and non-exchange transactions. Operating grants include operating-specific and discretionary (either operating or capital) grants, while the capital grants column reflects capital-specific grants.

The statement of activities presents a comparison between program expenses and revenue for each function of the School District's governmental activities. Direct expenses are those that are specifically associated with and are clearly identifiable to a particular function. Indirect expenses, principally employee benefits, are allocated to functional areas in proportion to the payroll expended for those areas. Program revenue includes charges paid by the recipients of goods or services offered by the programs and grants and contributions that are restricted to meeting the operational or capital requirements of a particular program. Revenue that is not classified as program revenue, including all taxes, is presented as general revenue.

2. SUMMARY OF CERTAIN SIGNIFICANT ACCOUNTING POLICIES (Continued)

Basis of Presentation (Continued)

Fund Financial Statements

The School District uses funds to maintain its accounting records. Fund accounting is designed to demonstrate legal compliance and to aid financial management by segregating transactions related to certain government functions or activities.

The fund statements provide information about the School District's funds, including fiduciary funds. Separate statements for each fund category (governmental and fiduciary) are presented. The emphasis of fund financial statements is on major governmental funds, each displayed in a separate column.

The accounts of the School District are organized into funds or account groups, each of which is considered a separate accounting entity. The operations of each fund are accounted for with a separate set of self-balancing accounts that comprise its assets, liabilities, fund balances, revenue, and expenditures. The various funds are summarized by type in the financial statements. Significant transactions between funds within a fund type have been eliminated. The fund types and account groups used by the School District are as follows:

Governmental Fund Types

Governmental funds are those in which most governmental functions of the School District are reported. The acquisition, use, and balances of the School District's expendable financial resources and the related liabilities (except those accounted for in the proprietary and fiduciary funds) are accounted for through the governmental funds. The measurement focus is upon determination of changes in financial position rather than upon determination of net income. The following are the School District's governmental fund types:

The School District reports the following major governmental funds:

General Fund: This is the School District's primary operating fund. It accounts for all financial transactions that are not required to be accounted for in another fund.

Special Aid Fund: This fund accounts for the proceeds of specific federal and state grants revenue sources that are legally restricted to expenditures for specified purposes (e.g. special education) and other activities whose funds are restricted as to use.

The School District reports the following non-major governmental funds:

School Lunch Fund: This fund accounts for the proceeds of specific federal and state grants revenue sources that are legally restricted to expenditures for school lunch operations.

Capital Projects Funds: These funds are used to account for the financial resources used for acquisition, construction, or major repair of capital facilities.

Miscellaneous Special Revenue Fund: This fund accounts for proceeds from various funding sources, which may be restricted by a donor or designated by the School District for special purposes. The transactions of the Extraclassroom Activity Funds are reported in this fund.

Debt Service Fund: This fund accounts for the accumulation of resources and payment of principal and interest on long-term general obligation debt of the governmental activities.

2. SUMMARY OF CERTAIN SIGNIFICANT ACCOUNTING POLICIES (Continued)

Basis of Presentation (Continued)

Fiduciary Fund Types

Fiduciary funds are used to account for assets held by the School District as an agent for individuals, private organizations, other governmental units, and/or other funds because their resources do not belong to the School District and are not available to be used.

The School District has one type of fiduciary fund:

- *Custodial Fund*: This fund is strictly custodial in nature and does not involve the measurement of results of operations. Monies are collected for other governments.

Use of Estimates

The preparation of financial statements in conformity with accounting principles generally accepted in the United States of America requires management to make estimates and assumptions that affect the reported amount of assets and liabilities and disclosure of contingent assets and liabilities at the date of the financial statements and the reported revenue and expenditures during the reporting period. Actual results could differ from those estimates. Estimates and assumptions are made in a variety of areas, including computation of encumbrances, compensated absences, potential contingent liabilities, and useful lives of long-lived assets.

Measurement Focus and Basis of Accounting

Measurement focus refers to what is being measured, whereas basis of accounting refers to when revenues and expenditures are recognized. Basis of accounting relates to the timing of the measurement made, regardless of the measurement focus applied.

The School-wide statements are reported using the economic resources measurement focus and the accrual basis of accounting. Revenue is recorded when earned and expenses are recorded at the time liabilities are incurred, regardless of when the related cash transaction takes place. Non-exchange transactions in which the School District gives or receives value without directly receiving or giving equal value in exchange include property taxes, grants, and donations.

On an accrual basis, revenue from property taxes are recognized in the fiscal year for which the taxes are levied. Revenue from grants and donations is recognized in the fiscal year in which all eligibility requirements have been satisfied.

The governmental fund statements are reported using the current financial resources measurement focus and the modified accrual basis of accounting. Under this method, revenue is recognized when measurable and available. The School District considers all revenue reported in the governmental funds to be available if the revenue is collected within sixty days after the end of the fiscal year. Revenue from grants and donations is recognized in the fiscal year in which all eligibility requirements have been satisfied.

Expenditures are recorded when the related fund liability is incurred, except for principal and interest on general long-term debt, claims and judgments, and compensated absences, pensions, and other post-employment benefits which are recognized as expenditures to the extent they have matured. General capital asset acquisitions are reported as expenditures in governmental funds. Proceeds of general long-term debt and acquisitions under leases and technology agreements are reported as other financing sources.

2. SUMMARY OF CERTAIN SIGNIFICANT ACCOUNTING POLICIES (Continued)

Cash and Cash Equivalents

Cash and investments consists of funds deposited in demand deposit accounts, and amounts with the New York Cooperative Liquid Assets Securities System (NYCLASS). The School District's deposit and investment policies are governed by State statutes. The School District has adopted its own written investment policy, which provides for the deposit of funds in FDIC insured commercial banks or trust companies located within the State. The School District is authorized to use demand deposit accounts, time deposit accounts and certificates of deposit. Permissible investments include NYCLASS, obligations of the U.S. Treasury, U.S. Agencies and obligations of New York State or its political subdivisions and accordingly, the School District's policy provides for no credit risk on investments.

Collateral is required for demand deposit accounts, time deposit accounts and certificates of deposit at 100% of all deposits not covered by FDIC insurance. The School District has entered into custodial agreements with the various banks which hold their deposits. These agreements authorize the obligations that may be pledged as collateral. Such obligations include, among other instruments, obligations of the United States and its agencies and obligations of the State and its municipal and school district subdivisions.

Custodial credit risk is the risk that in the event of a bank failure, the School District's deposits may not be returned to it. GASB Statement No. 40 directs that deposits be disclosed as exposed to custodial credit risk if they are not covered by depository insurance and the deposits are either uncollateralized, collateralized by securities held by the pledging financial institution or collateralized by securities held by the pledging financial institution's trust department but no in the School District's name.

The School District participates in NYCLASS, a multi-municipal cooperative investment pool agreement pursuant to New York State General Municipal Law, whereby the School District holds a portion of the investments in cooperation with other participants. At June 30, 2025, the School District held \$19,499,326 in NYCLASS consisting of various investments in securities issued by the United States and its agencies. NYCLASS is rated 'AAAm' from Standard & Poor's Global Ratings. Amounts held with both NYCLASS are highly liquid and the amount held represents the cost of the investment pool shares, which are considered to approximate fair value. Additional information concerning NYCLASS, including the annual report, can be found on its website www.newyorkclass.org.

Restricted Cash and Cash Equivalents

Restricted cash represents cash and cash equivalents where use is limited by legal requirements. These assets represent amounts required by statute to be reserved for various purposes.

Property Taxes

Real property taxes are levied annually by the board of education no later than September 1, and become a lien on September 1. Taxes are collected during the period September 1 to November 30.

Uncollected real property taxes are subsequently enforced by the Counties in which the School District is located. The Counties pay an amount representing uncollected real property taxes transmitted to the Counties for enforcement to the School District no later than the following April 1.

2. SUMMARY OF CERTAIN SIGNIFICANT ACCOUNTING POLICIES (Continued)

Accounts Receivable/Due from Other Governments/State and Federal Aid Receivable

Accounts receivable are shown gross, with uncollectible amounts recognized under the direct write-off method. No allowance for uncollectible accounts has been provided since it is believed that such allowance would not be material.

Inventory

Inventories of food in the school lunch fund are recorded at cost on a first-in, first-out basis, or in the case of surplus food, at stated value which approximates fair value. Purchases of inventory items in other funds are recorded as expenditures at the time of purchase, and are considered immaterial in amount.

A reserve for these non-liquid assets (inventories) has been recognized to signify that a portion of fund balance is not available for other subsequent expenditures.

Interfund Transactions

The operations of the School District include transactions between funds. These transactions may be temporary in nature, such as with interfund borrowings. The School District typically loans resources between funds for the purpose of providing cash flow. These interfund receivables and payables are expected to be repaid within one year. Permanent transfers of funds include the transfer of expenditure and revenues to provide financing or other services.

In the School-wide statements, the amounts reported on the Statement of Net Position for interfund receivables and payables represent amounts due between different fund types (governmental activities and fiduciary funds). Eliminations have been made for all significant interfund receivables and payables between the funds, with the exception of those due from or to the fiduciary funds.

The governmental funds report all interfund transactions as originally recorded. Interfund receivables and payables may be netted on the accompanying governmental funds balance sheet when it is the School District's practice to settle these amounts at a net balance based upon the right of legal offset.

Capital Assets

Capital assets are reported at actual cost for acquisitions if actual cost information is available cost. If actual cost information is not available, estimated historical costs, based on appraisals conducted by independent third-party professionals were used. Donated assets are reported at estimated fair market value at the time received.

Capitalization thresholds (the dollar value above which asset acquisitions are added to the capital asset accounts), depreciation methods, and estimated useful lives of capital assets reported in the School-wide statements are as follows:

	<u>Capitalization Threshold</u>	<u>Depreciation Method</u>	<u>Estimated Useful Life</u>
Buildings and improvements	\$ 5,000	SL	30-50
Furniture and equipment	5,000	SL	5-10
Vehicles	5,000	SL	5-10

Capital assets also include lease assets and subscription-based information technology arrangements (SBITAs) assets with a term greater than one year. The School District does not implement a capitalization threshold for lease or SBITA assets. Lease and SBITA assets are amortized on a straight-line basis over the term of the lease/subscription term or the useful life of the underlying assets.

2. SUMMARY OF CERTAIN SIGNIFICANT ACCOUNTING POLICIES (Continued)

Deferred Outflows and Inflows of Resources

In addition to assets, the Statement of Net Position will sometimes report a separate section for deferred outflows of resources. This separate financial statement element, deferred outflows of resources, represents a consumption of net position that applies to a future period and so will not be recognized as an outflow of resources (expenses/expenditure) until then.

The government has the following items that qualify for reporting in this category:

Deferred charges result from pension contributions made subsequent to the measurement date of the plan.

Deferred charges result from differences between expected and actual experience of the plan.

Deferred charges result from net differences between projected and actual earnings on pension plan investments of the plan.

These amounts are deferred and amortized and expensed against pension expense in future periods.

In addition to liabilities, the Statement of Net Position will sometimes report a separate section for deferred inflows of resources. This separate financial statement element, deferred inflows of resources, represents an acquisition of net position that applies to a future period and so will not be recognized as an inflow of resources (revenue) until then.

The government has the following items that qualify for reporting in this category:

The net amount of the School District's balances of deferred inflows of resources related to pensions is reported in the School-wide Statement of Net Position. This represents the effect of the net change in the School District's proportion of the collective net pension asset or liability and the difference during the measurement period between the School District's contributions and its proportionate share of total contributions to the pension systems not included in pension expense.

Employee Benefits

Compensated absences:

In accordance with GASB Statement No. 101, Compensated Absences, the School District recognizes a liability for leave time that has (1) been earned for services previously rendered by employees, (2) accumulates and is allowed to be carried over to subsequent years and (3) is more likely than not to be used as time off or settled (for example paid in cash to the employee) during or upon separation from employment. The liability for compensated absences is reported as incurred in the government-wide financial statements. A liability for compensated absences is recorded in the governmental funds only if the liability has matured because of employee resignations or retirements. The compensated absence liability includes salary related benefits, where applicable.

The liability for compensated absences is calculated at rates in effect as of the balance sheet date and is recorded in the governmental funds inasmuch as it will be funded from current financial resources and the statement of net position for amounts to be paid from future financial resources.

Other benefits:

Eligible School District employees participate in the New York State Employees' Retirement System or the New York State Teachers' Retirement System.

2. SUMMARY OF CERTAIN SIGNIFICANT ACCOUNTING POLICIES (Continued)

Other Postemployment Benefits

In addition to providing pension benefits, the School District provides post-employment health insurance coverage and survivor benefits to its retired employees and their survivors in accordance with the provision of various employment contracts in effect at the time of retirement. Substantially all of the School District's employees may become eligible for these benefits if they reach normal retirement age while working for the School District. Health care benefits are provided through plans whose premiums are based on the benefits paid during the year. The School District recognizes the costs of providing health insurance by recording its share of insurance premiums as an expenditure.

In accordance with the provisions of generally accepted accounting principles, the School District has recorded within the School-wide statement of net position the required other postemployment benefits accrual totaling \$145,295,840 as of June 30, 2025. The financial disclosures relating to the School District's other post-employment benefits are reflected in Note 14.

Unearned Revenues

Unearned revenues are reported when potential revenues do not meet both the measurable and available criteria for recognition in the current period. Unearned revenues also arise when the School District receives resources before it has legal claim to them, as when grant monies are received prior to incurring qualifying expenditures. In subsequent periods, when both recognition criteria are met, or when the School District has legal claim to the resources, the liability for unearned revenues is removed and revenues are recorded.

Statute provides the authority for the School District to levy taxes to be used to finance expenditures within the first 120 days of the succeeding fiscal year. Consequently, such amounts are recognized as revenue in the subsequent fiscal year, rather than when measurable and available.

Unearned revenue recorded in governmental funds is generally not recorded in the School-wide statements.

Short-Term Debt

The School District may issue Bond Anticipation Notes (BANs), in anticipation of proceeds from the subsequent sales of serial bonds. These notes are recorded as current liabilities of the funds that will actually receive the proceeds from the issuance of bonds. State law requires that BANs issued for capital purposes be redeemed or converted to long-term financing within five years after the original issue date.

Accrued Liabilities and Long-Term Obligations

Payables, accrued liabilities, and long-term obligations are reported in the School-wide financial statements. In the governmental funds, payables and accrued liabilities are paid in a timely manner and in full from current financial resources.

Claims and judgments, other postemployment benefits payable and compensated absences that will be paid from governmental funds are reported as a liability in the fund financial statements only to the extent that they are due for payment in the current year. Bonds and other long-term obligations that will be paid from governmental funds are recognized as a liability in the fund financial statements when due.

Long-term obligations represent the School District's future obligations or future economic outflows. The liabilities are reported as due in one year or due within more than one year in the Statement of Net Position.

2. SUMMARY OF CERTAIN SIGNIFICANT ACCOUNTING POLICIES (Continued)

Restricted Resources

When an expense is incurred for purposes for which both restricted and unrestricted net position are available, the School District's policy concerning which to apply first varies with the intended use, and with associated legal requirements, many of which are described elsewhere in these notes.

Equity Classifications

School-Wide Statements

In the School-wide statements, there are three classes of net position:

Net investment in capital assets - consists of net capital assets, (cost less accumulated depreciation) plus unspent bond proceeds reduced by outstanding balances of related debt obligations from the acquisition, construction, or improvements of those assets.

Restricted net position - reports net position when constraints placed on the assets are either externally imposed by creditors, (such as through debt covenants), grantors, contributors, or laws or regulations of other governments, or imposed by law through constitutional provisions or enabling legislation.

Restricted net position consists of the following:

Debt service	\$ 1,592,581
Capital	10,008,330
Retirement contributions - ERS	3,311,843
Retirement contributions - TRS	1,581,606
Employee benefits and accrued liabilities	1,102,483
Unemployment	82,681
Tax certiorari 24-25	357,939
Tax certiorari 23-24	351,177
Repairs	394,437
Capital bus reserve	1,846,322
Workers compensation	265,714
Insurance	551,122
Other	<u>323,986</u>
Total restricted net position	<u>\$ 21,770,221</u>

Restricted net position reports all other net position that do not meet the definition of the above two classifications and are deemed to be available for general use by the School District.

Fund Balance – Reservations and Designations

In the fund statements there are five classifications of fund balance:

Nonspendable fund balance – Includes amounts that cannot be spent because they are either not in spendable form or are legally or contractually required to be maintained intact. Non-spendable fund balance includes the inventory recorded in the school lunch fund.

2. SUMMARY OF CERTAIN SIGNIFICANT ACCOUNTING POLICIES (Continued)

Equity Classifications (Continued)

Fund Balance – Reservations and Designations (Continued)

Restricted fund balance – Includes amounts with constraints placed on the use of resources either externally imposed by creditors, grantors, contributors or laws or regulations of other governments; or imposed by law through constitutional provisions or enabling legislation. The School District has available the following restricted fund balances:

Capital

Capital reserve (Education Law §3651) is used to pay the cost of any object or purpose for which bonds may be issued. The creation of a capital reserve fund requires authorization by a majority of the voters establishing the purpose of the reserve, the ultimate amount, its probable term, and the source of the funds. Expenditures may be made from the reserve only for a specific purpose further authorized by the voters. The form for the required legal notice for the vote on establishing and funding the reserve and the form of the proposition to be placed on the ballot are set forth in §3651 of the Education Law. The reserve is accounted for in the general fund under restricted fund balance.

Repair

Repair reserve (GML §6-d) is used to pay the cost of repairs to capital improvements or equipment, which repairs are of a type not recurring annually. The board of education, without voter approval, may establish a repair reserve fund by a majority vote of its members. Voter approval is required to fund this reserve (opinion of the New York State Comptroller 81-401). Expenditures from this reserve may be made only after a public hearing has been held, except in emergency situations. If no hearing is held, the amount expended must be repaid to the reserve fund over the next two subsequent fiscal years. The reserve is accounted for in the general fund under restricted fund balance.

Workers' Compensation

Workers' compensation reserve (GML §6-j) is used to pay for compensation benefits and other expenses authorized by Article 2 of the Workers' Compensation Law, and for payment of expenses of administering this self-insurance program. The reserve may be established by board action, and is funded by budgetary appropriations and such other funds as may be legally appropriated. Within sixty days after the end of any fiscal year, excess amounts may either be transferred to another reserve or the excess applied to the appropriations of the next succeeding fiscal year's budget. The reserve is accounted for in the general fund under restricted fund balance.

Retirement Contribution

Reserve for retirement contribution (GMU §6-r) is used for the purpose of financing retirement contributions. This reserve must be established by a majority vote of the board, and is funded by budgetary appropriations and such other reserves and funds that may be legally appropriated. The reserve is accounted for in the general fund.

Unemployment Insurance

Unemployment insurance reserve (GML §6-m) is used to pay the cost of reimbursement to the State Unemployment Insurance Fund for payments made to claimants where the employer has elected to use the benefit reimbursement method. The reserve may be established by board action and is funded by budgetary appropriations and such other funds as may be legally appropriated. Within sixty days after the end of any fiscal year, excess amounts may either be transferred to another reserve or the excess applied to the appropriations of the next succeeding fiscal year's budget.

2. SUMMARY OF CERTAIN SIGNIFICANT ACCOUNTING POLICIES (Continued)

Equity Classifications (Continued)

Fund Balance – Reservations and Designations (Continued)

Unemployment Insurance (Continued)

If the School District elects to convert to tax, (contribution), basis, excess resources in the fund over the sum sufficient to pay pending claims may be transferred to any other reserve fund. This reserve is accounted for in the general fund under restricted fund balance.

Tax Reduction

Reserve for tax reduction (Education Law §1604(36) and §1709(37)) is used for the gradual use of the proceeds of the sale of the school district real property where such proceeds are not required to be placed in a mandatory reserve for debt service. Specifically, the School District is permitted to retain the proceeds of the sale for a period not to exceed ten years, and to use them during that period for tax reduction. The reserve is accounted for in the general fund under restricted fund balance.

Debt Service

Mandatory reserve for debt service (GML §6-I) is used to establish a reserve for the purpose of retiring the outstanding obligations upon the sale of school district property or capital improvement that was financed by obligations which remain outstanding at the time of sale. The funding of the reserve is from the proceeds of the sale of school district property or capital improvement. The reserve is accounted for in the general fund under restricted fund balance.

Insurance

Insurance reserve is used to pay liability, casualty, and other types of losses, except losses incurred for which the following types of insurance may be purchased: life, accident, health, annuities, fidelity and surety, credit, title residual value, and mortgage guarantee. In addition, this reserve may not be used for any purpose for which a special reserve may be established pursuant to law (for example, for unemployment compensation insurance). The reserve may be established by Board action, and funded by budgetary appropriations, or such other funds as may be legally appropriated. There is no limit on the amount that may be accumulated in the insurance reserve; however, the annual contribution to this reserve may not exceed the greater of \$33,000 or 5% of the budget. Settled or compromised claims up to \$25,000 may be paid from the reserve without judicial approval. The reserve is accounted for in the general fund under restricted fund balance.

Liability Claims and Property Loss

Liability claims and property loss reserve, (Education Law §1709(8) (c), are used to pay for property loss and liability claims incurred. Separate funds for property loss and liability claims are required, and these reserves may not in total exceed 3% of the annual budget or \$15,000, whichever is greater. This type of reserve fund may be utilized only by districts, except city districts with a population greater than 125,000. These reserves are accounted for in the general fund under restricted fund balance.

Tax Certiorari

Tax certiorari reserve (Education Law §3651.1-a) is used to establish a reserve fund for tax certiorari and to expend from the fund without voter approval. The monies held in the reserve shall not exceed the amount which might reasonably be deemed necessary to meet anticipated judgments and claims arising out of tax certiorari proceedings.

2. SUMMARY OF CERTAIN SIGNIFICANT ACCOUNTING POLICIES (Continued)

Equity Classifications (Continued)

Fund Balance – Reservations and Designations (Continued)

Tax Certiorari (Continued)

Any resources deposited to the reserve which are not expended for tax certiorari proceedings in the year such monies are deposited must be returned to the general fund on or before the first day of the fourth fiscal year after deposit of these monies. The reserve is accounted for in the general fund under restricted fund balance.

Insurance Recoveries

Reserve for insurance recoveries (Education Law §1718(2)) is used at the end of the fiscal year to account for unexpended proceeds of insurance recoveries. They will be held there pending action by the board on their disposition. This reserve will not be used if the insurance recovery is expended in the same fiscal year in which it was received. The reserve is accounted for in the general fund under restricted fund balance.

Employee Benefit Accrued Liability

Reserve for employee benefit accrued liability (GML §6-p) is used to reserve funds for the payment of accrued employee benefit due an employee upon termination of the employee's service. This reserve may be established by a majority vote of the board, and is funded by budgetary appropriations and such other reserves and funds that may be legally appropriated. The reserve is accounted for in the general fund under restricted fund balance.

Encumbrances

Encumbrance accounting is used for budgetary control and monitoring purposes and is reported as a part of the governmental funds. Under this method, purchase orders, contracts and other commitments for the expenditure of monies are recorded to reserve applicable appropriations. Outstanding encumbrances as of year-end are presented as reservations of fund balance and do not represent expenditures or liabilities. These commitments will be honored in the subsequent period. Related expenditures are recognized at that time, as the liability is incurred or the commitment is paid. All encumbrances are classified as either Restricted or Assigned Fund Balance in the General Fund, or as Restricted Fund Balance in the non-general funds.

Committed fund balance – Includes amounts that can be used for the specific purposes pursuant to constraints imposed by formal action of the School District's highest level of decision making authority, i.e., the Board of Education. The School District has no committed fund balances as of June 30, 2025.

Assigned fund balance – Includes amounts that are constrained by the School District's intent to be used for specific purposes, but are neither restricted nor committed. Encumbrance accounting, under which purchase orders, contracts and other commitments of expenditures are recorded for budgetary control purposes in order to reserve applicable appropriations, is employed as a control in preventing over-expenditure of established appropriations. Open encumbrances are reported as restricted fund balance in all funds other than the general fund, since they do not constitute expenditures or liabilities and will be honored through budget appropriations in the subsequent year. All encumbrances of the general fund are classified as assigned fund balance in the general fund. Encumbrances reported in the general fund amounted to \$654,385.

2. SUMMARY OF CERTAIN SIGNIFICANT ACCOUNTING POLICIES (Continued)

Equity Classifications (Continued)

As of June 30, 2025, the School District's encumbrances were classified as follows:

Assigned fund balance:

General support	\$	148,118
Instruction		156,270
Pupil transportation		<u>349,997</u>
Total encumbrances	\$	<u>654,385</u>

Unassigned fund balance – Includes all other general fund amounts that do not meet the definition of the above four classifications and are deemed to be available for general use by the School District.

New York State Real Property Tax Law §1318 limits the amount of unexpended surplus funds the School District can retain to no more than 4% of the School District's budget for the general fund for the ensuing fiscal year. Non-spendable and restricted fund balance of the general fund are excluded from the 4% limitation. Amounts appropriated for the subsequent year and encumbrances are also excluded from the 4% limitation.

Order of Fund Balance Spending Policy

The School District's policy is to apply expenditures against non-spendable fund balance, restricted fund balance, committed fund balance, assigned fund balance, and unassigned fund balance at the end of the fiscal year. For all funds, non-spendable fund balances are determined first and then restricted fund balances for specific purposes are determined. Any remaining fund balance amounts for funds other than the general fund are classified as restricted fund balance. In the general fund, committed fund balance is determined next and then assigned. The remaining amounts are reported as unassigned. Assignments of fund balance cannot cause a negative unassigned fund balance.

3. EXPLANATION OF CERTAIN DIFFERENCES BETWEEN GOVERNMENTAL FUND STATEMENTS AND SCHOOL-WIDE STATEMENTS

Due to the differences in the measurement focus and basis of accounting used in the governmental fund statements and the School-wide statements, certain financial transactions are treated differently. The basic financial statements contain a full reconciliation of these items. The differences result primarily from the economic focus of the statement of activities, compared with the current financial resources focus of the governmental funds.

Total Fund Balances of Governmental Funds vs. Net Position of Governmental Activities

Total fund balances of the School District's governmental funds differs from net position of governmental activities reported in the statement of net position. This difference primarily results from the additional long-term economic focus of the statement of net position versus the solely current financial resources focus of the governmental fund balance sheets.

3. EXPLANATION OF CERTAIN DIFFERENCES BETWEEN GOVERNMENTAL FUND STATEMENTS AND SCHOOL-WIDE STATEMENTS (Continued)

Statement of Revenue, Expenditures, and Changes in Fund Equity vs. Statement of Activities

Differences between the governmental funds statement of revenue, expenditures, and changes in fund balance and the statement of activities fall into one of three broad categories. The amounts shown below represent:

Long-Term Revenue and Expense Differences

Long-term revenue differences arise because governmental funds report revenue only when it is considered available, whereas the statement of activities reports revenue when earned. Differences in long-term expenses arise because governmental funds report on a modified accrual basis, whereas the accrual basis of accounting is used on the statement of activities.

Capital Related Differences

Capital related differences include the difference between proceeds for the sale of capital assets reported on governmental fund statements and the gain or loss on the sale of assets as reported on the statement of activities, and the difference between recording an expenditure for the purchase of capital items in the governmental fund statements and depreciation expense on those items as recorded in the statement of activities.

Long-Term Debt Transaction Differences

Long-term debt transaction differences occur because both interest and principal payments are recorded as expenditures in the governmental fund statements, whereas interest payments are recorded in the statement of activities as incurred, and principal payments are recorded as a reduction of liabilities in the statement of net position.

Pension Differences

Pension differences occur as a result of changes in the School District's proportion of the collective net pension asset/liability and differences between the School District's contributions and its proportionate share of the total contributions to the pension system.

OPEB Differences

OPEB differences occur as a result of changes in the School District's total OPEB liability and differences between the School District's contributions and OPEB expense.

4. STEWARDSHIP, COMPLIANCE AND ACCOUNTABILITY

Budgets

The School District administration prepares a proposed budget for approval by the Board of Education for the following governmental funds for which legal (appropriated) budgets are adopted:

The voters of the School District approved the proposed appropriation budget for the General Fund.

Appropriations are adopted at the program line item level.

Appropriations established by the adoption of the budget constitute a limitation on expenditures (and encumbrances) that may be incurred. Appropriations lapse at the end of the fiscal year unless expended or encumbered. Encumbrances will lapse if not expended in the subsequent year.

4. STEWARDSHIP, COMPLIANCE AND ACCOUNTABILITY (Continued)

Budgets (Continued)

Appropriations authorized for the current year are increased by the planned use of specific reserves and budget amendments approved by the Board of Education as a result of selected new revenue sources not included in the original budget (when permitted by law). These supplemental appropriations may occur subject to legal restrictions, if the Board approves them because of a need that exists which was not determined at the time the budget was adopted.

The School District made no material supplemental appropriations during the year.

Budgets are adopted annually on a basis consistent with generally accepted accounting principles. Appropriations authorized for the year are increased by the amount of encumbrances carried forward from the prior year.

Budgets are established and used for individual capital project funds expenditures as approved by a special referendum of the School District's voters. The maximum project amount authorized is based primarily upon the cost of the project, plus any requirements for external borrowings, not annual appropriations. These budgets do not lapse and are carried over to subsequent fiscal years until the completion of the projects.

Portions of fund balances are restricted and not available for current expenses or expenditures, as reported in the governmental funds balance sheet.

5. CUSTODIAL CREDIT, CONCENTRATION OF CREDIT RISK

Custodial credit risk is the risk that in the event of a bank failure, the School District's deposits may not be returned to it. While the School District does not have a specific policy for custodial risk, New York State statutes govern the School District's investment policies, as discussed previously in these Notes.

5. CUSTODIAL CREDIT, CONCENTRATION OF CREDIT RISK (Continued)

The School District's aggregate bank balances (disclosed in the financial statements), included balances not covered by depository insurance at year-end, collateralized as follows:

	<u>Bank Balance</u>	<u>Carrying Amount</u>
Cash	\$ 7,164,440	\$ 6,432,923
Cash equivalents	19,499,326	19,499,326
	<u>\$ 26,663,766</u>	<u>\$ 25,932,249</u>
Collateralized with securities held by the pledging financial institution's trust department or agent in the school district's name	\$ 6,677,621	
Covered by FDIC insurance	<u>486,819</u>	
Total	<u>\$ 7,164,440</u>	

The cash equivalents held at NYCLASS are collateralized as follows: U.S. Treasuries and NYS Municipal bonds are backed by the full faith and credit of the U.S. government and the State of New York and therefore do not require collateral. The other permissible investments are collateralized in accordance with NYS GML section 10.

Restricted cash represents cash and cash equivalents where use is limited by legal requirements. These assets represent amounts required by statute to be reserved for various purposes.

Restricted Cash consists of the following at June 30, 2025:

General fund:	
Capital	\$ 9,660,644
Retirement contributions - ERS	3,311,843
Retirement contributions - TRS	1,581,606
Employee benefits and accrued liabilities	1,102,483
Unemployment	82,681
Repairs	394,437
Tax certiorari 23-24	351,177
Tax certiorari 24-25	357,939
Capital bus reserve	1,846,322
Workers compensation	265,714
Insurance	<u>551,122</u>
Total General Fund restricted cash	<u>\$ 19,505,968</u>
Total Capital Project fund restricted cash	<u>\$ 347,686</u>
Total Debt Service Fund	<u>\$ 1,515,265</u>
Total Misc. Special Revenue fund restricted cash	<u>\$ 323,091</u>

6. PARTICIPATION IN BOCES

During the year, the School District was billed \$3,000,368 for BOCES administrative and program costs.

The School District's share of BOCES aid amounted to \$1,230,111.

Financial statements for BOCES are available from the BOCES administrative office.

7. TAX ABATEMENTS

All real property in New York State is subject to taxation unless specific legal provision grant it exempt status. Real property exemptions are granted on the basis of many different criteria, including the use to which the property is put, the owner's ability to pay taxes, the desire of the state and local governments to encourage certain economic or social activities, and other considerations. Most exemptions are granted under Article 4 of the Real Property Tax Law, but others are authorized by a wide variety of statutes ranging from Article 18-A of the Real Property Tax Law, the Agriculture and Markets Law and the Transportation Law. Certain exemptions provide full relief from taxation (wholly exempt property) and others reduce the taxes which would otherwise be payable by varying degrees (partially exempt property). Some exemptions apply to taxes levied for county, city/town, and school purposes, whereas other pertain only to certain of these purposes. Some tax exemptions are mandated by State law, others are subject to local option and/or local determination of eligibility criteria.

The School District has five real property tax abatement agreements that are entered into by the Schoharie County Industrial Development Agency (IDA). These agreements provide for abatement of real property taxes in exchange for payment in lieu of taxes (PILOT) in accordance with the IDA's Tax Exemption Policy. PILOT's are granted in accordance with various activities such as new affordable housing construction, purchase of an existing facility, or the improvement or expansion of an existing facility. There are also policies for recapture of PILOTS should the applicant not meet certain criteria.

The following are the PILOT agreements and the percentage of real property tax that has been abated for the year ended June 30, 2025:

<u>Agreement with</u>	<u>Purpose</u>	<u>Assessment</u>	<u>Tax Rate</u>	<u>Tax Value</u>	<u>PILOT Received</u>	<u>Amount of Tax Abated</u>
Tennessee Gas Pipeline	Industrial Development	\$ 36,452,699	30.350471	\$ 1,106,357	\$ 748,817	\$ 357,540
Tennessee Gas Pipeline	Industrial Development	1,164,170	22.566487	\$ 26,271	\$ 26,271	\$ 0
Cobleskill Housing Group	Low income senior housing	972,000	26.319293	\$ 25,582	\$ 7,133	\$ 18,449
Candlewood Court I Housing Development Fund Corporation	Low income housing	1,182,880	22.564622	\$ 26,691	\$ 7,970	\$ 18,721
Candlewood Court II Housing Development Fund Corporation	Low income housing	1,180,000	22.564622	\$ 26,626	\$ 7,970	\$ 18,656
	Total			\$ 1,211,528	\$ 798,161	\$ 413,367

8. CAPITAL ASSETS

Capital asset balances and activity for the year ended June 30, 2025 were as follows:

	July 1, 2024			June 30, 2025
	<u>Balance</u>	<u>Additions</u>	<u>Disposals</u>	<u>Balance</u>
Governmental activities:				
Non-depreciated construction in progress	\$ 14,763,755	\$ 771,411	\$ 15,291,840	\$ 243,326
Capital assets that are depreciated:				
Buildings and improvements	58,137,030	15,291,840	-	73,428,870
Furniture and equipment	4,523,484	92,286	-	4,615,770
Vehicles	<u>4,485,536</u>	<u>849,558</u>	<u>518,946</u>	<u>4,816,148</u>
Total depreciable historical cost	<u>67,146,050</u>	<u>16,233,684</u>	<u>518,946</u>	<u>82,860,788</u>
Less accumulated depreciation:				
Buildings	30,580,477	1,235,177	-	31,815,654
Furniture and equipment	4,168,571	134,150	-	4,302,721
Vehicles	<u>4,246,855</u>	<u>464,202</u>	<u>518,946</u>	<u>4,192,111</u>
Total accumulated depreciation	<u>38,995,903</u>	<u>1,833,529</u>	<u>518,946</u>	<u>40,310,486</u>
Total depreciable cost, net	<u>\$ 42,913,902</u>	<u>\$ 15,171,566</u>	<u>\$ 15,291,840</u>	<u>\$ 42,793,628</u>
Intangible assets, being amortized				
Intangible Right-to-Use Software Arrangements	138,349	-	-	138,349
Intangible Right-to-Use Lease -Equipment	<u>777,879</u>	<u>297,193</u>	<u>109,377</u>	<u>965,695</u>
Total intangible assets, being amortized	<u>916,228</u>	<u>297,193</u>	<u>109,377</u>	<u>1,104,044</u>
Less accumulated amortization				
Intangible Right-to-Use Software Arrangements	52,703	36,917	-	89,620
Intangible Right-to-Use Lease -Equipment	<u>361,154</u>	<u>200,557</u>	<u>109,377</u>	<u>452,334</u>
Total accumulated amortization	<u>413,857</u>	<u>237,474</u>	<u>109,377</u>	<u>541,954</u>
Total intangible assets being amortized, net	<u>502,371</u>	<u>59,719</u>	<u>-</u>	<u>562,090</u>
Total governmental activities capital assets, net	<u>\$ 43,416,273</u>	<u>\$ 15,231,285</u>	<u>\$ 15,291,840</u>	<u>\$ 43,355,718</u>

Depreciation and amortization expense for the year ended June 30, 2025, was allocated to specific functions as follows:

	Depreciation	Amortization
General support	\$ 403,376	\$ -
Instruction	1,356,811	237,474
Cost of sales	55,006	-
Pupil transportation	<u>18,336</u>	<u>-</u>
	<u>\$ 1,833,529</u>	<u>\$ 237,474</u>

9. SHORT-TERM DEBT

Transactions in short-term debt for the year are summarized below:

Type	Maturity	Interest Rate	Beginning Balance	Issued	Redeemed	Ending Balance
Capital BAN	6/20/2025	4.50%	\$ 12,635,000	\$ -	\$ 12,635,000	\$ -
			<u>\$ 12,635,000</u>	<u>\$ -</u>	<u>\$ 12,635,000</u>	<u>\$ -</u>

10. LONG-TERM DEBT

Interest on debt for the year was composed of:

Interest on both short-term and long-term debt for the year was composed of:

Interest paid	\$ 662,853
Less: current year amortization of bond premium	(45,275)
Less: Interest accrued in the prior year	(8,924)
Plus: Interest accrued in the current year	<u>40,595</u>
Total expense	<u>\$ 649,249</u>

Long-term liability balances and activity for the year are summarized below:

	Beginning Balance 7/1/2024	Issued	Redeemed	Ending Balance 6/30/2025	Amounts Due Within One Year	Long-term Portion
Government activities:						
Bonds and notes payable:						
General obligation debt:						
Serial bond - 2025	\$ -	\$ 10,195,000	\$ -	\$ 10,195,000	\$ 520,000	\$ 9,675,000
Serial bond - 2022	<u>1,475,000</u>	<u>-</u>	<u>725,000</u>	<u>750,000</u>	<u>750,000</u>	<u>-</u>
Total bonds and notes payable	1,475,000	10,195,000	725,000	10,945,000	1,270,000	9,675,000
Plus - unamortized bond premium	<u>90,551</u>	<u>844,613</u>	<u>45,275</u>	<u>889,889</u>	<u>-</u>	<u>889,889</u>
Total bonds and notes payable	<u>1,565,551</u>	<u>11,039,613</u>	<u>770,275</u>	<u>11,834,889</u>	<u>1,270,000</u>	<u>10,564,889</u>
Other liabilities:						
Compensated absences	1,036,444	140,768	- (A)	1,177,212	381,174	796,038
Lease liability	437,275	297,193	199,382	535,086	171,753	363,333
SBITA liability	24,147	-	24,147	-	-	-
Net pension liability - ERS	2,205,791	219,206	-	2,424,997	-	2,424,997
Net pension liability - TRS	981,093	-	981,093	-	-	-
Total other postemployment benefits	<u>170,052,500</u>	<u>-</u>	<u>24,756,660</u>	<u>145,295,840</u>	<u>6,577,265</u>	<u>138,718,575</u>
Total other liabilities	<u>174,737,250</u>	<u>657,167</u>	<u>25,961,282</u>	<u>149,433,135</u>	<u>7,130,192</u>	<u>142,302,943</u>
Total long-term liabilities	<u>\$176,302,801</u>	<u>\$ 10,852,167</u>	<u>\$ 26,686,282</u>	<u>\$161,268,024</u>	<u>\$ 8,400,192</u>	<u>\$152,867,832</u>

(A) Additions and deletions to compensated absences are shown net because it is impractical to determine these amounts separately.

10. LONG-TERM DEBT (Continued)

In prior years, the School District defeased certain general obligation bonds by placing the proceeds of new bonds in an irrevocable trust with an escrow agent to provide for all future debt service payments on the old bonds. Accordingly, the trust account assets and liability for the defeased bonds are not included in the School District's financial statements.

Issue dates, maturities, and interest rates on outstanding debt are as follows:

<u>Bond Issue</u>	<u>Issued</u>	<u>Maturity</u>	<u>Interest Rate</u>	<u>Balance</u>
Serial bond	2025	2039	5.00%	\$ 10,195,000
Serial bond	2022	2026	5.00%	<u>750,000</u>
Total				<u>\$ 10,945,000</u>

The following is a summary of the maturity of bonds payable:

<u>Fiscal Year Ending June 30:</u>	<u>Principal</u>	<u>Interest</u>	<u>Total</u>
2026	\$ 1,270,000	\$ 694,511	\$ 1,964,511
2027	545,000	483,750	1,028,750
2028	575,000	456,500	1,031,500
2029	605,000	427,750	1,032,750
2030	635,000	397,500	1,032,500
2031-2035	3,665,000	1,480,000	5,145,000
2036-2039	<u>3,650,000</u>	<u>467,500</u>	<u>4,117,500</u>
Total	<u>\$ 10,945,000</u>	<u>\$ 4,407,511</u>	<u>\$ 15,352,511</u>

11. LEASES/SBITA ARRANGEMENTS

Lease Liability - The School District leases various copiers and equipment primarily with Capital Region Board of Cooperative Educational Services. The leases do not contain renewal options. The leases have various inception dates and remaining terms of 12-61 months. Lease agreements are summarized as follows:

<u>Description</u>	<u>Interest Rate/ Discount Rate</u>	<u>Total Lease Liability</u>
Technology Service Asset-471	3.97%	\$ 42,909
Technology Service Asset-449	2.43%	24,871
NERIC BOCES - Copier #492	4.35%	128,241
NERIC BOCES - Computers and Chromebooks #499	4.35%	76,125
BOCES IPA #523	4.86%	97,910
BOCES IPA #535	4.46%	140,918
Copies	4.21%	21,809
Phone System Lease	2.16%	<u>2,303</u>
Total leases		<u>\$ 535,086</u>

11. LEASES/SBITA ARRANGEMENTS (Continued)

Activity of lease liabilities for the year ended June 30, 2025, is summarized as follows:

<u>Beginning Balance</u>	<u>Additions</u>	<u>Subtractions</u>	<u>Ending Balance</u>	<u>Amount due within One Year</u>
\$ 437,275	\$ 297,193	\$ 199,382	\$ 535,086	\$ 171,753

Annual requirements to amortize long-term obligations and related interest are as follows:

	<u>Principal</u>	<u>Interest</u>	<u>Total</u>
Fiscal Year Ending June 30:			
2026	\$ 171,753	\$ 20,522	\$ 192,275
2027	144,676	13,737	158,413
2028	131,669	7,679	139,348
2029	56,241	2,873	59,114
2030	30,747	865	31,612
	<u>\$ 535,086</u>	<u>\$ 45,676</u>	<u>\$ 580,762</u>

SBITA Liability – The School District had recorded \$138,349 as intangible right-to-use software arrangements in the General Fund capital assets. These assets have been amortized over the lease terms of three years. Liability is fully amortized in fiscal year 2025:

Activity of SBITA liabilities for the year ended June 30, 2025, is summarized as follows:

<u>Beginning Balance</u>	<u>Additions</u>	<u>Subtractions</u>	<u>Ending Balance</u>	<u>Amount due within One Year</u>
\$ 24,147	\$ -	\$ 24,147	\$ -	\$ -

12. INTERFUND BALANCES AND ACTIVITY

	Interfund		Interfund	
	<u>Receivable</u>	<u>Payable</u>	<u>Revenue</u>	<u>Expenditures</u>
General fund	\$ 1,451,503	\$ 2,306	\$ -	\$ 864,500
Special aid fund	1,411	1,396,570	65,750	-
School lunch fund	-	54,933	-	-
Capital projects fund	-	77,316	-	-
Misc. special revenue fund	895	-	-	-
Debt service	<u>77,316</u>	<u>-</u>	<u>798,750</u>	<u>-</u>
Total government activities	<u>\$ 1,531,125</u>	<u>\$ 1,531,125</u>	<u>\$ 864,500</u>	<u>\$ 864,500</u>

Interfund receivables and payables, other than between governmental activities and fiduciary funds, are eliminated on the statement of net position.

The School District typically loans resources between funds for the purpose of mitigating the effects of transient cash flow issues.

All interfund payables are expected to be repaid within one year.

13. PENSION PLANS

New York State Employee Retirement System

The School District participates in the New York State and Local Employee's Retirement System (ERS) also referred to as New York State and Local Retirement System (the System). This is a cost-sharing multiple-employer retirement system, providing retirement benefits as well as death and disability benefits. The net position of the System is held in the New York State Common Retirement Fund (the Fund), established to hold all net assets and record changes in plan net position allocated to the System. System benefits are established under the provisions of the New York Retirement and Social Security Law (RSSL). Once an employer elects to participate in the System, the election is irrevocable.

The New York State Constitution provides that pension membership is a contractual relationship and plan benefits cannot be diminished or impaired. Benefits can be changed for future members only by enactment of a State statute. The School District also participates in the Public Employees' Group Life Insurance Plan (GLIP), which provides death benefits in the form of life insurance. The system is included in the State's financial report as a pension trust fund. That report, including information with regard to benefits provided, may be found at www.osc.state.ny.us/retire/publications/index.php or obtained by writing to the New York State and Local Retirement System, 110 State Street, Albany, NY 12244.

Contributions

The system is noncontributory except for employees who joined the New York State and Local Employees' Retirement System after July 27th, 1976, who contribute 3 percent of their salary for the first ten years of membership, and employees who joined on or after January 1, 2010 (ERS) who generally contribute 3 percent of their salary for their entire length of service. Under the authority of the NYSRSSL, the Comptroller annually certifies the actuarially determined rates expressly used in computing the employers' contributions based on salaries paid during the Systems' fiscal year ending March 31. Contributions for the current year and two preceding years were equal to 100 percent of the contributions required, and were as follows:

2025	\$689,174
2024	\$553,229
2023	\$472,890

Chapter 260 of the Laws of 2004 of the State of New York allows local employers to bond or amortize a portion of their retirement bill for up to 10 years in accordance with the following schedule:

- For State fiscal year (SFY) 2004-05, the amount in excess of 7 percent of employees' covered pensionable salaries, with the first payment of those pensions' costs not due until the fiscal year succeeding that fiscal year in which the bonding/amortization was instituted.
- For SFY 2005-06, the amount in excess of 9.5 percent of employees' covered pensionable salaries.
- For SFY 2007-08, the amount in excess of 10.5 percent of the employee's covered pensionable salaries.

13. PENSION PLANS (Continued)

New York State Employee Retirement System (Continued)

This law requires all participating employers to make payments on the current basis, while bonding or amortizing existing unpaid amounts relating to the System's fiscal years ending March 31, 2005 through 2008.

- Chapter 57 of the Laws of 2010 of the State of New York allows local employers to amortize a portion of their retirement bill for 10 years in accordance with the following stipulations:
- For state fiscal year 2010-11, the amount in excess of the graded rate of 9.5 percent of employees' covered pensionable salaries, with the first payment of those pension costs not due until the fiscal year succeeding that fiscal year in which the amortization was instituted.
- For subsequent State fiscal years, the graded rate will increase or decrease by up to one percent depending on the gap between the increase or decrease in the System's average rate and the previous graded rate.
- For subsequent State fiscal years in which the System's average rates are lower than the graded rates, the employer will be required to pay the graded rate. Any additional contributions made will first be used to pay off existing amortizations, and then any excess will be deposited into a reserve account and will be used to offset future increases in contribution rates.

This law requires participating employers to make payments on the current basis while amortizing existing unpaid amounts relating to the System's fiscal years when the local employer opts to participate in the program. The School District had no unpaid liability at the end of the fiscal year.

- Chapter 105 of the Laws of 2010 of the State of New York authorizes local governments to make available a retirement benefit incentive program. The costs of the program will be billed and paid over five years beginning February 1, 2012. The School District had no retirement incentive liability at year end.

Pension Liabilities, Pension Expense, and Deferred Outflows of Resources and Deferred Inflows of Resources Related to Pensions

At June 30, 2025, the School District reported an liability of \$2,424,997 for its proportionate share of the net pension liability. The net pension liability was measured as of March 31, 2025, and the total pension liability used to calculate the net pension liability was determined by the actuarial valuation as of that date. The School District's proportion of the net pension liability was based on a projection of the School Districts' long-term share of contributions to the pension plan relative to the projected contributions of all participating members, actuarially determined.

At June 30, 2025, the School District's proportion was 0.0141435 percent, which was an decrease of 0.0008374 percent from its proportion measured **June 30, 2024**.

For the year ended June 30, 2025, the School District recognized pension expense of \$564,636. At June 30, 2025, the School District reported deferred outflows of resources and deferred inflows of resources related to pensions from the following sources:

	Deferred Outflows of Resources	Deferred Inflows of Resources
Differences between expected and actual experience	\$ 601,901	\$ 28,392
Changes of Assumptions	101,700	-
Net difference between projected and actual earnings on pension plan investments	190,259	-
Changes in proportion and differences between the District's contributions and proportionate share of contributions	130,833	116,843
Contributions subsequent to the measurement date	217,277	-
	<u>\$ 1,241,970</u>	<u>\$ 145,235</u>

13. PENSION PLANS (Continued)

New York State Employee Retirement System (Continued)

The School District recognized \$217,277 as deferred outflow of resources related to pensions resulting from contributions made subsequent to the measurement date of March 31, 2025, which will be recognized on a reduction of the net pension liability in the year ended June 30, 2026.

Amounts reported as deferred outflows of resources and deferred inflows of resources related to pensions will be recognized in pension expense as follows:

Plan's Year Ended March 31:		
	2026	\$ 432,033
	2027	643,673
	2028	(203,775)
	2029	7,527
	Thereafter	-
		<u>\$ 879,458</u>

Actuarial Assumptions

The total pension liability at March 31, 2025 was determined by using an actuarial valuation as of April 1, 2024, with update procedures used to roll forward the total pension liability to March 31, 2025. The actuarial valuation used the following actuarial assumptions:

Actuarial cost method	Entry age normal
Inflation	2.90%
Salary scale	4.3% indexed by service
Projected COLAs	1.5% compounded annually
Decrements	Developed from the Plan's 2020 experience study of the period April 1, 2015 through March 31, 2020
Mortality improvement	Society of Actuaries Scale MP-2021
Investment Rate of Return	5.9% compounded annually, net of investment expenses, including inflation

The long-term expected rate of return on pension plan investments was determined using a building-block method in which best-estimate ranges of expected future real rates of return (expected return, net of investment expenses and inflation) are developed for each major asset class. These ranges are combined to produce the long-term expected rate of return by weighing the expected future real rates of return by the target asset allocation percentage and by adding expected inflation.

13. PENSION PLANS (Continued)

New York State Employee Retirement System (Continued)

The target allocation and best estimates of arithmetic real rates of return for each major asset class included in the target asset allocation as of March 31, 2025 are summarized below:

Long Term Expected Rate of Return		
<u>Asset Type</u>	<u>Target Allocation</u>	<u>Long-term expected real rate or return</u>
Domestic Equity	25.0%	3.54%
International Equity	14.0%	6.57%
Private Equity	15.0%	7.25%
Real Estate	12.0%	4.95%
Opportunistic/ARS Portfolio	3.0%	5.25%
Credit	4.0%	5.40%
Real Asset	4.0%	5.55%
Fixed Income	22.0%	2.00%
Cash	1.0%	0.25%
	<u>100.0%</u>	

Discount Rate

The discount rate used to calculate the total pension liability was 5.9 percent. The projection of cash flows used to determine the discount rate assumes that contributions from plan members will be made at the current contribution rates and that contributions from employers will be made at statutorily required rates, actuarially. Based upon the assumptions, the Plan's fiduciary net position was projected to be available to make all projected future benefit payments of current plan members.

Therefore, the long term expected rate of return on pension plan investments was applied to all periods of projected benefit payments to determine the total pension liability.

Sensitivity of the Proportionate Share of the Net Pension Liability to the Discount Rate Assumption

The following presents the School District's proportionate share of the net pension liability calculated using the discount rate of 5.9 percent, as well as what the School District's proportionate share of the net pension liability would be if it were calculated using a discount rate that is 1 percent lower (4.9%) or 1 percent higher (6.9%) than the current rate:

Sensitivity of the Proportionate Share of the net Pension Liability to the Discount Rate Assumption			
	1 % Decrease (4.90%)	Assumption (5.90%)	1% Increase (6.90%)
Proportionate Share of Net Pension liability (asset)	<u>\$ 7,018,247</u>	<u>\$ 2,424,997</u>	<u>\$ (1,410,369)</u>

13. PENSION PLANS (Continued)

New York State Employee Retirement System (Continued)

Pension Plan Fiduciary Net Position

The components of the current-year net pension asset of the employers as of March 31, 2025, were as follows:

	Pension Plan's Fiduciary Net Position	District's proportionate share of Plan's Fiduciary Net Position	District's allocation percentage as determined by the Plan
Total pension liability	\$247,600,239,000	\$ 35,019,331	0.0141435%
Net position	<u>(230,454,512,000)</u>	<u>(32,594,334)</u>	0.0141435%
Net pension liability (asset)	<u>\$ 17,145,727,000</u>	<u>\$ 2,424,997</u>	0.0141435%
Fiduciary net position as a percentage of total pension liability	93.08%	93.08%	

New York State Teacher Retirement System

The School District participates in the New York State Teachers' Retirement System (NYSTRS). This is a cost-sharing, multiple employer public employee retirement system. The system offers a wide range of plans and benefits, which are related to years of service and final average salary, vesting of retirement benefits, death, and disability.

The New York State Teachers' Retirement Board administers NYSTRS. The system provides benefits to plan members and beneficiaries as authorized by the Education Law and the Retirement and Social Security Law of the State of New York. NYSTRS issues a publicly available financial report that contains financial statements and required supplementary information for the system. The report may be obtained by writing to NYSTRS, 10 Corporate Woods Drive, Albany, New York 12211-2395.

Contributions

The System is noncontributory for the employees who joined prior to July 27, 1976. For employees who joined the System after July 27, 1976, and prior to January 1, 2010, employees contribute 3% of their salary, except that employees in the System more than ten years are no longer required to contribute. For employees who joined after January 1, 2010 and prior to April 1, 2012, contributions of 3.5% are paid throughout their active membership.

For employees who joined after April 1, 2012, required contributions of 3.5% of their salary are paid until April 1, 2013 and they then contribute 3% to 6% of their salary throughout their active membership. Pursuant to Article 11 of the Education Law, the New York State Teachers' Retirement Board establishes rates annually for NYSTRS.

The School District is required to contribute at an actuarially determined rate. The School District contributions made to the systems were equal to 100% of the contributions required for each year. The required contributions for the current year and two preceding years were:

2025	\$1,582,049
2024	\$1,543,647
2023	\$1,630,121

13. PENSION PLANS (Continued)

New York State Teacher Retirement System (Continued)

Pension Liabilities, Pension Expense, and Deferred Outflows of Resources and Deferred Inflows of Resources Related to Pensions

At June 30, 2025, the School District reported an asset of \$2,471,460 for its proportionate share of the net pension asset. The net pension asset was measured as of **June 30, 2024**, and the total pension asset used to calculate the net pension asset was determined by the actuarial valuation as June 30, 2023. The School District's proportion of the net pension asset was based on a projection of the School Districts' long-term share of contributions to the pension plan relative to the projected contributions of all participating members, actuarially determined.

At June 30, 2025 the School District's proportion was 0.082835 percent, which was a decrease of 0.002956 percent from its proportion measured June 30, 2024.

For the year ended June 30, 2025, the School District recognized pension expense of \$1,335,291. At June 30, 2025 the School District reported deferred outflows of resources and deferred inflows of resources related to pensions from the following sources:

	Deferred Outflows of Resources	Deferred Inflows of Resources
Differences between expected and actual experience	\$ 2,661,309	\$ -
Changes of Assumptions	1,478,434	248,686
Net difference between projected and actual earnings on pension plan investments	-	2,746,003
Changes in proportion and differences between the District's contributions and proportionate share of contributions	116,619	179,524
Contributions subsequent to the measurement date	1,582,049	-
	<u>\$ 5,838,411</u>	<u>\$ 3,174,213</u>

The School District recognized \$1,582,049 reported as deferred outflows of resources related to pensions resulting from the School District's contributions subsequent to the measurement date will be recognized as a reduction of the net pension asset in the year ended June 30, 2025.

Other amounts reported as deferred outflows of resources and deferred inflows of resources related to pensions will be recognized in pension expense as follows:

Plan's Year Ended June 30:	
2025	\$ (1,299,463)
2026	2,997,614
2027	(521,761)
2028	(568,050)
2029	336,794
Thereafter	137,015
	<u>\$ 1,082,149</u>

13. PENSION PLANS (Continued)

New York State Teacher Retirement System (Continued)

Actuarial Assumptions

The total pension asset at the June 30, 2024 measurement date was determined by an actuarial valuation as of June 30, 2023, with update procedures used to roll forward the total pension asset to June 30, 2024. These actuarial valuations used the following actuarial assumptions:

Actuarial cost method	Entry age normal										
Inflation	2.40%										
Projected Salary Increases	Rates of increase differ based on service. They have been calculated based upon recent NYSTRS member experience and were updated as of June 30, 2024.										
	<table><thead><tr><th><u>Service</u></th><th><u>Rate</u></th></tr></thead><tbody><tr><td>5</td><td>5.18%</td></tr><tr><td>15</td><td>3.64%</td></tr><tr><td>25</td><td>2.50%</td></tr><tr><td>35</td><td>1.95%</td></tr></tbody></table>	<u>Service</u>	<u>Rate</u>	5	5.18%	15	3.64%	25	2.50%	35	1.95%
<u>Service</u>	<u>Rate</u>										
5	5.18%										
15	3.64%										
25	2.50%										
35	1.95%										
Projected COLAs	1.3% compounded annually										
Investment Rate of Return	6.95% compounded annually, net of pension plan investment expenses, including inflation										

Annuitant mortality rates are based on plan member experience, with adjustments for mortality improvements based on Society of Actuaries Scale MP2021, applied on a generational basis. Active member mortality rates are based on plan member experience.

The actuarial assumptions were based on the results of an actuarial experience study for the period July 1, 2015 to June 30, 2020.

The long-term expected rate of return on pension plan investments was determined in accordance with Actuarial Standard of Practice (ASOP) No. 27, *Selection of Economic Assumptions for Measuring Pension Obligations*. ASOP No. 27 provides guidance on the selection of an appropriate assumed investment rate of return. Consideration was given to expected future real rates of return (expected returns, net of pension plan investment expense and inflation) for each major asset class as well as historical investment data and plan performance.

13. PENSION PLANS (Continued)

New York State Teacher Retirement System (Continued)

Best estimates of arithmetic real rates of return for each major asset class included in the System's target asset allocation as of the measurement date of June 30, 2024 are summarized in the following table:

Long Term Expected Rate of Return		
<u>Asset Type</u>	<u>Target Allocation</u>	<u>Long-term expected real rate or return</u>
Domestic Equity	33.0%	6.6%
International Equity	15.0%	7.4%
Global Equity	4.0%	6.9%
Real Estate Equity	11.0%	6.3%
Private Equities	9.0%	10.0%
Domestic Fixed Income	16.0%	2.6%
Global Bonds	2.0%	2.5%
Private Debt	2.0%	5.9%
Real Estate Debt	6.0%	3.9%
High-Yield Bonds	1.0%	4.8%
Cash Equivalents	1.0%	0.5%
	<u>100.0%</u>	

Discount Rate

The discount rate used to measure the total pension asset was 6.95 percent. The projection of cash flows used to determine the discount rate assumed that contributions from plan members will be made at the current member contribution rates and that contributions from districts will be made at statutorily required rates, actuarially determined. Based on those assumptions, the System's fiduciary net position was projected to be available to make all projected future benefit payments of current plan members. Therefore, the long-term expected rate of return on pension plan investments was applied to all periods of projected benefit payments to determine the total pension asset.

Sensitivity of the Proportionate Share of the Net Pension Liability to the Discount Rate Assumption

The following presents the net pension liability (asset) of the School District calculated using the discount rate of 6.95 percent, as well as what the School Districts' net pension liability (asset) would be if it were calculated using a discount rate that is 1 percent lower (5.95%) or 1 percent higher (7.95 %) than the current rate:

Sensitivity of the Proportionate Share of the net Pension Liability to the Discount Rate Assumption

	1 % Decrease (5.95%)	Current Assumption (6.95%)	1% Increase (7.95%)
Proportionate Share of Net Pension Liability (Asset)	<u>\$ 11,415,818</u>	<u>\$ (2,471,460)</u>	<u>\$ (14,151,034)</u>

13. PENSION PLANS (Continued)

New York State Teacher Retirement System (Continued)

Pension Plan Fiduciary Net Position

The components of the current-year net pension asset of the employers as June 30, 2024, were as follows:

	Pension Plan's Fiduciary Net Position	District's proportionate share of Plan's Fiduciary Net Position	District's allocation percentage as determined by the Plan
Total pension liability	\$142,837,826,465	\$ 118,319,726	0.082835%
Net position	<u>(145,821,434,780)</u>	<u>(120,791,186)</u>	0.082835%
Net pension liability (asset)	<u>\$ (2,983,608,315)</u>	<u>\$ (2,471,460)</u>	0.082835%
Fiduciary net position as a percentage of total pension liability	102.09%	102.09%	

14. OTHER POSTEMPLOYMENT BENEFITS LIABILITY

Plan Description

The School District's defined benefit OPEB plan, provides OPEB for all employees who meet the NYSTRS/NYSERS eligibility requirements. Teachers and Administrators age 55 with 5 years of service who are eligible to retire and collect benefits according to the NYSTRS are eligible for retiree health care benefits for life from the School District. Support staff hired before January 1, 2010 age 55 with 5 years of service are eligible to retire and collect benefits for life from the School District according to NYSERS. Members after January 1, 2010 must be 55 years old with 10 years of service to qualify for health care benefits.

The plan is a single-employer defined benefit OPEB plan administered by the School District. Article 11 of the State Compiled Statutes grants the authority to establish and amend the benefit terms and financing requirements to the School District Board. No assets are accumulated in a trust that meets the criteria in paragraph 4 of Statement 75.

Benefits Provided

The School District provides healthcare benefits for retirees and their dependents. The benefit terms are dependent on which contract each employee falls under. The specifics of each contract are on file at the School District offices and are available upon request.

Employees Covered by Benefit Terms

At June 30, 2025, the following employees were covered by the benefit terms:

Inactive employees or beneficiaries	
currently receiving benefits	312
Active employees	<u>349</u>
Total participants	<u><u>661</u></u>

Total OPEB Liability

The School District's total OPEB liability of \$145,295,840 was measured as of June 30, 2025, and was determined by an actuarial valuation as of June 30, 2024.

14. OTHER POSTEMPLOYMENT BENEFITS LIABILITY (Continued)

Actuarial Assumptions and Other Inputs

The total OPEB liability in the July 1, 2024 actuarial valuation was determined using the following actuarial assumptions and other inputs, applied to all periods included in the measurement, unless otherwise specified:

Inflation	2.60%
Discount Rate	4.81%
Payroll Increases	Vary by pension retirement system membership
Healthcare Cost Trend Rates:	
Medical	6.75% from 2024 to 2025, decreasing gradually to an ultimate rate of 4.04% by 2075
Part B Reimbursement	Actual rate increase from 2024 to 2025, followed by projected Part B premium increase shown in the 2024 Medicare Trustee report, and ultimately decreasing to an ultimate rate of 4.04% by 2075.

The discount rate was based on a yield for 20-year tax-exempt general obligation municipal bonds with an average rating of AA/Aa or higher.

Mortality rates are based on recent mortality tables published by Society of Actuaries' Scale (Pub-2010) projected fully generationally using MP 2021.

Changes in the Total OPEB Liability

Balance at June 30, 2024	\$ 170,052,500
Changes for the Year	
Service cost	4,353,048
Interest	7,211,738
Changes of benefit terms	(24,002)
Changes in assumptions or other inputs	(12,161,686)
Differences between expected and actual experience	(17,860,341)
Benefit payments	<u>(6,275,417)</u>
Net changes	<u>(24,756,660)</u>
Balance at June 30, 2025	<u>\$ 145,295,840</u>

Changes of assumptions and other inputs reflect a change in the discount rate from 4.21% in 2024 to 4.81% in 2025.

Sensitivity of the Total OPEB Liability to Changes in the Discount Rate

The following presents the total OPEB liability of the School District, as well as what the School District's total OPEB liability would be if it were calculated using a discount rate that is 1 percent lower (3.81%) or 1 percent higher (5.81%) than the current discount rate:

	1% Decrease <u>(3.81%)</u>	Current Discount <u>(4.81%)</u>	1% Increase <u>(5.81%)</u>
Total OPEB Liability	<u>\$166,247,578</u>	<u>\$145,295,840</u>	<u>\$128,166,846</u>

14. OTHER POSTEMPLOYMENT BENEFITS LIABILITY (Continued)

Sensitivity of the Total OPEB Liability to Changes in the Healthcare Cost Trend Rates

The following presents the total OPEB liability of the School District, as well as what the School District's total OPEB liability would be if it were calculated using healthcare cost trend rates that are 1 percent lower (5.75%) or 1 percent higher (7.75%) than the current healthcare cost trend rate:

Healthcare		
1%	Current	1%
Decrease	Discount	Increase
<u>(5.75%)</u>	<u>(6.75%)</u>	<u>(7.75%)</u>
<u>\$126,138,187</u>	<u>\$145,295,840</u>	<u>\$169,080,480</u>

OPEB Expense and Deferred Outflows of Resources and Deferred Inflows of Resources Related to OPEB

For the year ended June 30, 2025, the School District recognized OPEB expense of \$12,133,862. At June 30, 2025, the School District reported deferred outflows of resources and deferred inflows of resources related to OPEB from the following sources:

	Deferred Outflows of <u>Resources</u>	Deferred Inflows of <u>Resources</u>
Changes of assumptions	\$ 11,748,277	\$ 17,280,436
Differences between expected and actual experience	<u>16,007,944</u>	<u>41,415,474</u>
Total	<u>\$ 27,756,221</u>	<u>\$ 58,695,910</u>

Amounts reported as deferred outflows of resources and deferred inflows of resources related to OPEB will be recognized in OPEB expense as follows:

<u>Fiscal Year Ending June</u>	<u>Amount</u>
2026	\$ 1,118,164
2027	(11,126,539)
2028	(9,678,606)
2029	(2,333,848)
2030	(4,629,999)
Thereafter	<u>(4,288,861)</u>
	<u>\$ (30,939,689)</u>

15. RISK MANAGEMENT

General

The School District is exposed to various risks of loss related to torts, theft, damage, injuries, errors and omissions, natural disasters, and other risks. These risks are covered by commercial insurance purchased from independent third parties. Settled claims from these risks have not exceeded commercial insurance coverage.

The School District does not purchase insurance for the risk of losses of unemployment and workers' compensation claims. Instead, the School District manages its risk for these losses internally and accounts for these in the School District's general fund, including provisions for unexpected and unusual claims.

Claims are recognized as expenditures when it is probable that an asset has been impaired or a liability has been incurred and the amount of loss can be reasonably estimated. At June 30, 2024, management estimates there are no outstanding claims liabilities.

16. CONTINGENCIES

Litigation

The School District has been named as a defendant in three separate lawsuits for alleged sexual abuse brought under the Child Victims Act, a New York State statute that revived previously time-barred claims arising from alleged sexual abuse of a child. The plaintiffs are seeking substantial compensatory and punitive damages from the School District. The School District intends to vigorously defend the cases. At this time, in the opinion of the School District's legal counsel, it is premature to opine on the outcome of the cases or estimate the potential losses.

Other Contingencies

The School District has received grants which are subject to audit by agencies of the state and federal governments. Such audits may result in disallowances and a request for a return of funds. Based on prior audits, the School District's administration believes disallowances, if any, will be immaterial.

17. SUBSEQUENT EVENTS

The School District has evaluated subsequent events through October 3, 2025, and determined that there are no matters to disclosed that would have a material effect on the financial statements.

REQUIRED SUPPLEMENTAL INFORMATION (UNAUDITED)

COBLESKILL-RICHMONDVILLE CENTRAL SCHOOL DISTRICT

**SCHEDULE OF REVENUE, EXPENDITURES, AND CHANGES IN FUND BALANCE - BUDGET AND ACTUAL - GENERAL FUND (UNAUDITED)
FOR THE YEAR ENDED JUNE 30, 2025**

	Original Budget	Final Budget	Actual	Encumbrances	Variance with Budgetary Actual and Encumbrances
REVENUE					
Local sources:					
Real property taxes	\$ 17,886,709	\$ 17,886,709	\$ 16,387,885	\$ -	\$ (1,498,824)
Other tax items	841,929	841,929	2,344,872	-	1,502,943
Charges for services	3,505,979	3,505,979	3,189,847	-	(316,132)
Use of money and property	400,000	400,000	902,809	-	502,809
Miscellaneous	<u>260,000</u>	<u>270,000</u>	<u>582,674</u>	<u>-</u>	<u>312,674</u>
Total local sources	22,894,617	22,904,617	23,408,087	-	503,470
Medicaid	75,000	75,000	84,813	-	9,813
State sources	<u>22,099,970</u>	<u>22,099,970</u>	<u>22,202,639</u>	<u>-</u>	<u>102,669</u>
Total revenue	<u>45,069,587</u>	<u>45,079,587</u>	<u>45,695,539</u>	<u>-</u>	<u>615,952</u>
OTHER FINANCING SOURCES					
Proceeds from leases	<u>-</u>	<u>-</u>	<u>297,193</u>	<u>-</u>	<u>297,193</u>
Total revenue and other financing sources	<u>45,069,587</u>	<u>45,079,587</u>	<u>45,992,732</u>	<u>-</u>	<u>913,145</u>

COBLESKILL-RICHMONDVILLE CENTRAL SCHOOL DISTRICT

**SCHEDULE OF REVENUE, EXPENDITURES, AND CHANGES IN FUND BALANCE - BUDGET AND ACTUAL - GENERAL FUND (CONTINUED) (UNAUDITED)
FOR THE YEAR ENDED JUNE 30, 2025**

EXPENDITURES	<u>Original Budget</u>	<u>Final Budget</u>	<u>Actual</u>	<u>Encumbrances</u>	<u>Variance with Budgetary Actual and Encumbrances</u>
GENERAL SUPPORT:					
Board of education	34,611	34,527	28,040	-	6,487
Central administration	250,433	254,662	249,385	-	5,277
Finance	402,464	449,278	393,253	33,808	22,217
Staff	273,183	280,278	242,334	3,700	34,244
Central services	3,350,583	3,488,062	3,069,719	110,610	307,733
Special items	<u>382,973</u>	<u>359,921</u>	<u>355,075</u>	<u>-</u>	<u>4,846</u>
Total general support	<u>4,694,247</u>	<u>4,866,728</u>	<u>4,337,806</u>	<u>148,118</u>	<u>380,804</u>
INSTRUCTION:					
Instruction, administration, and improvement	1,350,443	1,365,957	1,277,057	2,493	86,407
Teaching - Regular school	8,855,353	9,109,002	8,739,758	117,306	251,938
Programs for children with handicapping conditions	7,209,564	7,247,451	6,463,146	8,205	776,100
Occupational education	1,225,420	1,225,420	1,148,215	-	77,205
Teaching - Special schools	45,000	45,000	10,700	-	34,300
Instructional media	1,139,087	1,146,044	1,122,402	25,861	(2,219)
Pupil services	<u>2,293,761</u>	<u>2,336,404</u>	<u>2,118,095</u>	<u>2,405</u>	<u>215,904</u>
Total instruction	22,118,628	22,475,278	20,879,373	156,270	1,439,635
Pupil transportation	3,092,898	3,449,211	2,790,984	349,997	308,230
Employee benefits	15,019,901	14,958,101	14,294,451	-	663,650
Debt service	<u>1,295,163</u>	<u>1,295,163</u>	<u>1,537,632</u>	<u>-</u>	<u>(242,469)</u>
Total expenditures	46,220,837	47,044,481	43,840,246	654,385	2,549,850
OTHER FINANCING USES					
Transfers to other funds	<u>(848,750)</u>	<u>(883,750)</u>	<u>(864,500)</u>	<u>-</u>	<u>19,250</u>
Total other financing uses	<u>(848,750)</u>	<u>(883,750)</u>	<u>(864,500)</u>	<u>-</u>	<u>19,250</u>
Total expenditures and other financing sources	<u>47,069,587</u>	<u>47,928,231</u>	<u>44,704,746</u>	<u>654,385</u>	<u>2,569,100</u>
CHANGE IN FUND BALANCE	(2,000,000)	(2,848,644)	1,287,986	(654,385)	3,482,245
FUND BALANCE - beginning of year	<u>23,092,250</u>	<u>23,092,250</u>	<u>23,092,250</u>	<u>-</u>	<u>-</u>
FUND BALANCE - end of year	<u>\$ 21,092,250</u>	<u>\$ 20,243,606</u>	<u>\$ 24,380,236</u>	<u>\$ (654,385)</u>	<u>\$ 3,482,245</u>

COBLESKILL-RICHMONDVILLE CENTRAL SCHOOL DISTRICT

**SCHEDULE OF PROPORTIONATE SHARE OF NET PENSION LIABILITY (ASSET) (UNAUDITED)
FOR THE YEAR ENDED JUNE 30,**

NEW YORK STATE EMPLOYEES' RETIREMENT SYSTEM PLAN	Last 10 Fiscal Years (Dollar amounts displayed in thousands)									
	2025	2024	2023	2022	2021	2020	2019	2018	2017	2016
Proportion of the net pension liability (asset)	0.0141435%	0.0149809%	0.0139479%	0.0121033%	0.0129179%	0.0125950%	0.0127418%	0.0126968%	0.0128811%	0.0127561%
Proportionate share of the net pension liability (asset)	\$ 2,425.0	\$ 2,205.8	\$ 2,991.0	\$ (989.4)	\$ 12.9	\$ 3,335	\$ 903	\$ -	\$ 1,210.3	\$ 2,047.4
Covered-employee payroll	\$ 4,821.8	\$ 4,832.2	\$ 4,526.6	\$ 4,122.3	\$ 4,458.6	\$ 4,312.2	\$ 4,176.0	\$ 4,049.7	\$ 4,247.7	\$ 4,067.7
Proportionate share of the net pension liability (asset) as a percentage of its covered-employee payroll	50.29%	45.65%	66.08%	-24.00%	0.29%	77.34%	21.62%	0.00%	28.49%	50.33%
Plan fiduciary net position as a percentage of the total pension liability (asset)	93.08%	93.88%	90.78%	103.65%	86.39%	86.39%	96.27%	98.24%	94.70%	90.68%

NEW YORK STATE TEACHERS' RETIREMENT SYSTEM PLAN	Last 10 Fiscal Years (Dollar amounts displayed in thousands)									
	2025	2024	2023	2022	2021	2020	2019	2018	2017	2016
Proportion of the net pension liability (asset)	0.0828350%	0.0857910%	0.0857010%	0.0808525%	0.0815290%	0.0807950%	0.0809840%	0.0816050%	0.0795940%	0.0808050%
Proportionate share of the net pension liability (asset)	\$ (2,471.5)	\$ 981.1	\$ 1,644.5	\$ (14,011.0)	\$ 2,252.9	\$ (2,099)	\$ (1,464)	\$ -	\$ 852.5	\$ (8,393.0)
Covered-employee payroll	\$ 15,648.4	\$ 15,816.1	\$ 15,841.8	\$ 15,182.1	\$ 13,723.3	\$ 13,838.1	\$ 13,486.0	\$ 13,191.4	\$ 12,931.6	\$ 12,137.9
Proportionate share of the net pension liability (asset) as a percentage of its covered-employee payroll	-15.79%	6.20%	10.38%	-92.29%	14.84%	-15.17%	-10.86%	0.00%	6.59%	-69.15%
Plan fiduciary net position as a percentage of the total pension liability (asset)	102.09%	99.17%	98.57%	113.25%	97.76%	102.17%	101.53%	100.66%	99.01%	110.46%

COBLESKILL-RICHMONDVILLE CENTRAL SCHOOL DISTRICT

**SCHEDULE OF CONTRIBUTIONS - PENSION PLANS (UNAUDITED)
FOR THE YEAR ENDED JUNE 30,**

	Last 10 Fiscal Years (Dollar amounts displayed in thousands)									
	2025	2024	2023	2022	2021	2020	2019	2018	2017	2016
NEW YORK STATE EMPLOYEES' RETIREMENT SYSTEM PLAN										
Contractually required contribution	\$ 689.2	\$ 553.2	\$ 472.9	\$ 602.0	\$ 587.7	\$ 570.1	\$ 572.7	\$ 576.3	\$ 586.0	\$ 624.5
Contributions in relation to the contractually required contribution	<u>689.2</u>	<u>553.2</u>	<u>472.9</u>	<u>602.0</u>	<u>587.7</u>	<u>570.1</u>	<u>572.7</u>	<u>576.3</u>	<u>586.0</u>	<u>624.5</u>
Contribution deficiency (excess)	<u>\$ -</u>	<u>\$ -</u>	<u>\$ -</u>	<u>\$ -</u>	<u>\$ -</u>	<u>\$ -</u>	<u>\$ -</u>	<u>\$ -</u>	<u>\$ -</u>	<u>\$ -</u>
Covered-employee payroll	\$ 4,821.8	\$ 4,832.2	\$ 4,526.6	\$ 4,122.3	\$ 4,458.6	\$ 4,312.2	\$ 4,176.0	\$ 4,049.7	\$ 4,247.7	\$ 4,067.7
Contributions as a percentage of covered-employee payroll	14.29%	11.45%	10.45%	14.60%	13.18%	13.22%	13.71%	14.23%	14.47%	14.70%
NEW YORK STATE TEACHERS' RETIREMENT SYSTEM PLAN										
Contractually required contribution	\$ 1,582.0	\$ 1,543.6	\$ 1,630.1	\$ 1,487.9	\$ 1,307.8	\$ 1,226.1	\$ 1,432.2	\$ 1,292.8	\$ 1,515.6	\$ 2,127.8
Contributions in relation to the contractually required contribution	<u>1,582.0</u>	<u>1,543.6</u>	<u>1,630.1</u>	<u>1,487.9</u>	<u>1,307.8</u>	<u>1,226.1</u>	<u>1,432.2</u>	<u>1,292.8</u>	<u>1,515.6</u>	<u>2,127.8</u>
Contribution deficiency (excess)	<u>\$ -</u>	<u>\$ -</u>	<u>\$ -</u>	<u>\$ -</u>	<u>\$ -</u>	<u>\$ -</u>	<u>\$ -</u>	<u>\$ -</u>	<u>\$ -</u>	<u>\$ -</u>
Covered-employee payroll	\$ 15,648.4	\$ 15,816.1	\$ 15,841.8	\$ 15,182.1	\$ 13,723.3	\$ 13,838.1	\$ 13,486.0	\$ 13,191.4	\$ 12,931.6	\$ 12,137.9
Contributions as a percentage of covered-employee payroll	10.11%	9.76%	10.29%	9.80%	9.53%	8.86%	10.62%	9.80%	11.49%	17.53%

COBLESKILL-RICHMONDVILLE CENTRAL SCHOOL DISTRICT

SCHEDULE OF CHANGES IN TOTAL OPEB LIABILITY AND RELATED RATIOS (UNAUDITED)
FOR THE YEAR ENDED JUNE 30,

	Last 10 Fiscal Years (Dollar amounts displayed in thousands)									
	2025	2024	2023	2022	2021	2020	2019	2018	2017	2016
Total OPEB Liability										
Service cost	\$ 4,353,048	\$ 4,275,498	\$ 6,529,207	\$ 9,572,855	\$ 9,852,811	\$ 6,181,195	\$ 3,389,541	\$ 3,553,376		
Interest	7,211,738	6,944,869	6,839,751	5,141,139	5,257,020	6,141,732	5,016,950	4,606,772		
Changes of benefit terms	(24,002)	-	(46,837,505)	-	-	-	(639,258)	-		
Differences between expected and actual experience	(17,860,341)	(440,495)	27,145,155	(429,976)	(5,154,302)	419,532	3,491,915	-		
Changes in assumptions	(12,161,686)	(1,947,483)	(11,072,090)	(50,983,311)	(4,981,243)	50,956,834	35,749,848	(6,526,163)		
Benefit payments	(6,275,417)	(5,268,736)	(5,551,266)	(4,591,411)	(4,514,107)	(4,422,055)	(4,492,385)	(3,684,967)		
Total change in total OPEB liability	(24,756,660)	3,563,653	(22,946,748)	(41,290,704)	460,179	59,277,238	42,516,611	(2,050,982)		
Total OPEB liability - beginning	170,052,500	166,488,847	189,435,595	230,726,299	230,266,120	170,988,882	128,472,271	130,523,253		
Total OPEB liability - ending	\$ 145,295,840	\$ 170,052,500	\$ 166,488,847	\$ 189,435,595	\$ 230,726,299	\$ 230,266,120	\$ 170,988,882	\$ 128,472,271		
Covered-employee payroll	\$ 18,208,706	\$ 20,662,416	\$ 18,676,739	\$ 18,705,533	\$ 17,534,771	\$ 17,549,638	\$ 16,817,606	\$ 16,891,758		
Total OPEB liability as a percentage of covered-employee payroll	797.9%	823.0%	891.4%	1012.7%	1315.8%	1312.1%	1016.7%	760.6%		
Notes to schedule:										
Changes of assumptions.	Changes in assumptions and other inputs reflect the effects of changes in the discount rate each period. The following reflects the discount rate used each period:									
Discount rate	4.81%	4.21%	4.13%	3.54%	2.16%	2.21%	3.51%	3.87%		

Information for the periods prior to implementation of GASB 75 is unavailable and will be completed for each year going forward as they

Information for the periods prior to implementation of GASB 75 is unavailable and will be completed for each year going forward as they

The healthcare trend cost rates have been reset to an initial rate of 6.75% from 2024 to 2025, decreasing gradually to an ultimate rate of 4.04% by 2075

Plan Assets. No assets are accumulated in a trust that meets the criteria in GASB 75, paragraph 4, to pay related benefits:

- Contributions from the employer and any nonemployer contributing entities, and earnings thereon, must be irrevocable.
- Plan assets must be dedicated to providing OPEB to Plan members in accordance with the benefit terms.
- Plan assets must be legally protected from the creditors of the employer, nonemployer contributing entities, the Plan administrator, and Plan members.

SUPPLEMENTARY INFORMATION

COBLESKILL-RICHMONDVILLE CENTRAL SCHOOL DISTRICT

SCHEDULE OF COMBINING BALANCE SHEET - NON-MAJOR GOVERNMENTAL FUNDS
 JUNE 30, 2025

	School Lunch	(Formerly Major) Capital Projects	Debt Service	Misc. Special Revenue	Total Non-Major Governmental Funds
ASSETS					
Cash and cash equivalents - Unrestricted	\$ 549,811	\$ -	\$ -	\$ -	\$ 549,811
Cash and cash equivalents - Restricted	-	347,686	1,515,265	323,091	2,186,042
Accounts receivable	3,774	-	-	-	3,774
Due from other funds	-	-	77,316	895	78,211
State and federal aid receivable	169,044	-	-	-	169,044
Inventory	27,728	-	-	-	27,728
TOTAL ASSETS	\$ 750,357	\$ 347,686	\$ 1,592,581	\$ 323,986	\$ 3,014,610
LIABILITIES AND FUND BALANCES					
Accounts payable and accrued liabilities	\$ 6,238	\$ 221,492	\$ -	\$ -	\$ 227,730
Due to other funds	54,933	77,316	-	-	132,249
Due to other governments	55	-	-	-	55
Due to Employees' Retirement System	13,836	-	-	-	13,836
Unearned revenue	6,139	-	-	-	6,139
TOTAL LIABILITIES	81,201	298,808	-	-	380,009
FUND BALANCE					
Non-spendable					
Reserve for inventory	27,728	-	-	-	27,728
Restricted					
Debt Service	-	-	1,592,581	-	1,592,581
Capital	-	347,686	-	-	347,686
Other	-	-	-	323,986	323,986
Total restricted fund balance	-	347,686	1,592,581	323,986	2,264,253
Assigned	641,428	-	-	-	641,428
Unassigned	-	(298,808)	-	-	(298,808)
TOTAL FUND BALANCE	669,156	48,878	1,592,581	323,986	2,634,601
TOTAL LIABILITIES AND FUND BALANCE	\$ 750,357	\$ 347,686	\$ 1,592,581	\$ 323,986	\$ 3,014,610

The accompanying notes are an integral part of these financial statements.

COBLESKILL-RICHMONDVILLE CENTRAL SCHOOL DISTRICT

**SCHEDULE OF COMBINING STATEMENT OF REVENUES, EXPENDITURES AN CHANGES IN FUND BALANCES -
NON-MAJOR GOVERNMENTAL FUNDS
FOR THE YEAR ENDED JUNE 30, 2025**

	School Lunch	(Formerly Major) Capital Projects	Debt Service	Misc. Special Revenue	Total Non-Major Governmental Funds
REVENUE:					
Contributions	\$ -	\$ -	\$ -	\$ 2,139	\$ 2,139
Use of money and property	173	-	-	-	173
Miscellaneous	703	-	90,179	235,103	325,985
State sources	283,828	-	-	-	283,828
Federal sources	843,460	-	-	-	843,460
Sales	50,721	-	-	-	50,721
	<u>1,178,885</u>	<u>-</u>	<u>90,179</u>	<u>237,242</u>	<u>1,506,306</u>
Total revenue					
EXPENDITURES:					
General support	-	-	186,960	-	186,960
Debt service - Principal	-	-	725,000	-	725,000
Debt service - Interest	-	-	73,750	-	73,750
Capital Outlays	-	771,411	-	-	771,411
School lunch	1,039,613	-	-	-	1,039,613
Other	-	-	-	230,252	230,252
	<u>1,039,613</u>	<u>771,411</u>	<u>985,710</u>	<u>230,252</u>	<u>3,026,986</u>
Total expenditures					
EXCESS (DEFICIENCY) OF REVENUE OVER EXPENDITURES	139,272	(771,411)	(895,531)	6,990	(1,520,680)
OTHER SOURCES AND (USES):					
Premium on issuance of debt	-	655,000	189,613	-	844,613
Proceeds from issuance of bonds	-	10,195,000	-	-	10,195,000
BANs redeemed from appropriation	-	725,000	-	-	725,000
Operating transfers in	-	-	798,750	-	798,750
	<u>-</u>	<u>-</u>	<u>798,750</u>	<u>-</u>	<u>798,750</u>
Total other sources (uses)	-	11,575,000	988,363	-	12,563,363
CHANGE IN FUND BALANCE	<u>139,272</u>	<u>10,803,589</u>	<u>92,832</u>	<u>6,990</u>	<u>11,042,683</u>
FUND BALANCE - beginning of year, as previously reported	529,884	-	1,499,749	316,996	2,346,629
Adjustment - changes from major fund to nonmajor fund	-	(10,754,711)	-	-	(10,754,711)
FUND BALANCES - beginning of year, as adjusted	<u>529,884</u>	<u>(10,754,711)</u>	<u>1,499,749</u>	<u>316,996</u>	<u>(8,408,082)</u>
FUND BALANCES - end of year	<u>\$ 669,156</u>	<u>\$ 48,878</u>	<u>\$ 1,592,581</u>	<u>\$ 323,986</u>	<u>\$ 2,634,601</u>

The accompanying notes are an integral part of these financial statements.

OTHER INFORMATION (UNAUDITED)

COBLESKILL-RICHMONDVILLE CENTRAL SCHOOL DISTRICT

**SCHEDULE OF CHANGE FROM ORIGINAL BUDGET TO REVISED BUDGET
AND SECTION 1318 OF REAL PROPERTY TAX LAW LIMIT CALCULATION
FOR THE YEAR ENDED JUNE 30, 2025 (UNAUDITED)**

CHANGE FROM ADOPTED BUDGET TO REVISED BUDGET

Adopted budget	\$ 47,069,587
Add: Prior year's encumbrances	<u>748,644</u>
Original budget	47,818,231
Budget revisions	<u>110,000</u>
Final budget	<u>\$ 47,928,231</u>

SECTION 1318 OF REAL PROPERTY TAX LAW LIMIT CALCULATION

2025-2026 voter-approved expenditure budget	\$ 48,417,171	
Maximum allowed (4% of 2025-2026 budget)		<u>\$ 1,936,687</u>
General Fund, Fund Balance Subject to Section 1318 of Real Property Tax Law :*		
Total fund balance:	<u>\$ 24,380,236</u>	
Less:		
Restricted fund balance	19,505,968	
Assigned fund balance:		
Appropriated fund balance	2,295,932	
Encumbrances included in committed and assigned fund balance	<u>654,385</u>	
Total adjustments	<u>\$ 22,456,285</u>	
General Fund, Fund Balance Subject to Section 1318 of Real Property Tax Law		<u>\$ 1,923,951</u>
Actual percentage		3.97%

* Per Office of the State Comptroller's "Fund Balance Reporting and Governmental Fund Type Definitions", Updated April 2011 (Originally Issued November 2010), the portion of General Fund, fund balance subject to Section 1318 of the Real Property Tax Law is: unrestricted fund balance (i.e., the total of the committed, assigned, and unassigned classifications), minus appropriated fund balance, amounts reserved for insurance recovery, amounts reserved for tax reduction, and encumbrances included in committed and assigned fund balance.

COBLESKILL-RICHMONDVILLE CENTRAL SCHOOL DISTRICT

**SCHEDULE OF PROJECT EXPENDITURES - CAPITAL PROJECTS FUND (UNAUDITED)
FOR THE YEAR ENDED JUNE 30, 2025**

Project Title	Original Appropriation	Revised Appropriation	Expenditures			Unexpended Balance
			Prior Years	Current Year	Total	
Smart Schools Bond Act						
Equipment - Network Access	\$ 647,843	\$ 655,156	\$ 650,234	\$ -	\$ 650,234	\$ 4,922
Equipment - Internet Connect	44,682	44,682	44,045	-	44,045	637
Equipment - Whiteboards	100,000	86,900	86,900	-	86,900	-
Equipment - Laptops	62,500	75,600	75,600	-	75,600	-
Equipment - Security System	284,500	284,500	284,500	-	284,500	-
Contactual - Network Upgrade	187,336	180,023	143,917	-	143,917	36,106
Contactual - Security System	24,000	24,000	23,168	-	23,168	832
	<u>1,350,861</u>	<u>1,350,861</u>	<u>1,308,364</u>	<u>-</u>	<u>1,308,364</u>	<u>42,497</u>
Capital project - 2/3/21 Referendum						
Construction - Roofing (1A)	\$ 2,308,000	\$ 2,191,263	\$ 2,167,764	\$ -	\$ 2,167,764	\$ 23,499
Construction - Reconstruction (1B)	10,315,507	10,432,244	9,587,572	500,354	10,087,926	344,318
Furniture & Equipment (1B)	-	10,447	10,447	-	10,447	-
Construction - Management (1A)	91,590	81,143	77,500	-	77,500	3,643
Construction - Management (1B)	431,185	431,185	379,122	5,814	384,936	46,249
Contractual - Roofing (1A)	146,196	146,196	145,677	-	145,677	519
Contractual - Reconstruction (1B)	1,081,577	1,079,579	497,172	19,992	517,164	562,415
Architectural Services - Roofing (1A)	191,116	191,116	177,016	-	177,016	14,100
Architectural Services - Resconstruction (1B)	1,008,907	1,008,907	941,675	-	941,675	67,232
Survey/Engineering Services (1B)	35,000	35,000	7,916	1,925	9,841	25,159
	<u>15,609,078</u>	<u>15,607,080</u>	<u>13,991,861</u>	<u>528,085</u>	<u>14,519,946</u>	<u>1,087,134</u>
Capital project - 12/11/24 Referendum						
Construction	\$ 8,855,700	\$ 8,855,700	\$ -	\$ -	\$ -	\$ 8,855,700
Construction Management	431,250	431,250	-	-	-	431,250
Contractual	2,500,000	2,500,000	-	-	-	2,500,000
Architectural Services	657,886	657,886	-	233,492	233,492	424,394
Survey/Engineering Services	50,000	50,000	-	9,834	9,834	40,166
	<u>12,494,836</u>	<u>12,494,836</u>	<u>-</u>	<u>243,326</u>	<u>243,326</u>	<u>12,251,510</u>
Totals	<u>\$ 29,454,775</u>	<u>\$ 29,452,777</u>	<u>\$ 15,300,225</u>	<u>\$ 771,411</u>	<u>\$ 16,071,636</u>	<u>\$ 13,381,141</u>

COBLESKILL-RICHMONDVILLE CENTRAL SCHOOL DISTRICT

SCHEDULE OF NET INVESTMENT IN CAPITAL ASSETS (UNAUDITED)

JUNE 30, 2025

Capital assets, net		\$ 43,355,718
Deduct:		
Short-term portion of bonds payable	1,270,000	
Long-term portion of bonds payable	9,675,000	
Unamortized bond premium	889,889	
Short-term portion of lease payable	171,753	
Long-term portion of lease payable	<u>363,333</u>	
Total deductions		<u>12,369,975</u>
Add:		
Unspent bond proceeds	347,686	
		<u>347,686</u>
Net investment in capital assets		<u>\$ 31,333,429</u>

REQUIRED REPORT UNDER *GOVERNMENT AUDITING STANDARDS*

INDEPENDENT AUDITOR'S REPORT ON INTERNAL CONTROL OVER FINANCIAL REPORTING AND ON COMPLIANCE AND OTHER MATTERS BASED ON AN AUDIT OF FINANCIAL STATEMENTS PERFORMED IN ACCORDANCE WITH GOVERNMENT AUDITING STANDARDS

October 3, 2025

The Board of Education of
Cobleskill-Richmondville Central School District

We have audited, in accordance with the auditing standards generally accepted in the United States of America and the standards applicable to the financial audits contained in the *Government Auditing Standards* issued by the Comptroller General of the United States, the financial statements of the governmental activities, each major fund, and the aggregate remaining fund information of Cobleskill-Richmondville Central School District (School District) as of and for the year ended June 30, 2025, and the related notes to the financial statements, which collectively comprise the School District's financial statements, and have issued our report thereon dated October 3, 2025.

Report on Internal Control Over Financial Reporting

In planning and performing our audit of the financial statements, we considered the School District's internal control over financial reporting (internal control) as a basis for designing audit procedures that are appropriate in the circumstances for the purpose of expressing our opinions on the financial statements, but not for the purpose of expressing an opinion on the effectiveness of the School District's internal control. Accordingly, we do not express an opinion on the effectiveness of the School District's internal control.

A deficiency in internal control exists when the design or operation of a control does not allow management or employees, in the normal course of performing their assigned functions, to prevent, or detect and correct, misstatements on a timely basis. A *material weakness* is a deficiency, or a combination of deficiencies, in internal control, such that there is a reasonable possibility that a material misstatement of the entity's financial statements will not be prevented or detected and corrected on a timely basis. A *significant deficiency* is a deficiency, or a combination of deficiencies, in internal control that is less severe than a material weakness, yet important enough to merit attention by those charged with governance.

Our consideration of internal control was for the limited purpose described in the first paragraph of this section and was not designed to identify all deficiencies in internal control that might be material weaknesses or significant deficiencies. Given these limitations, during our audit we did not identify any deficiencies in internal control that we consider to be material weaknesses. However, material weaknesses or significant deficiencies may exist that have not been identified.

6 Wembley Court
Albany, NY 12205
p (518) 464-4080
f (518) 464-4087

www.bonadio.com

(Continued)

INDEPENDENT AUDITOR'S REPORT ON INTERNAL CONTROL OVER FINANCIAL REPORTING AND ON COMPLIANCE AND OTHER MATTERS BASED ON AN AUDIT OF FINANCIAL STATEMENTS PERFORMED IN ACCORDANCE WITH GOVERNMENT AUDITING STANDARDS

(Continued)

Report on Compliance and Other Matters

As part of obtaining reasonable assurance about whether the School District's financial statements are free from material misstatement, we performed tests of its compliance with certain provisions of laws, regulations, contracts, and grant agreements, noncompliance with which could have a direct and material effect on the financial statements. However, providing an opinion on compliance with those provisions was not an objective of our audit, and accordingly, we do not express such an opinion. The results of our tests disclosed no instance of noncompliance or other matters that are required to be reported under *Government Auditing Standards*.

Purpose of this Report

The purpose of this report is solely to describe the scope of our testing of internal control and compliance and the results of that testing, and not to provide an opinion on the effectiveness of the entity's internal control or on compliance. This report is an integral part of an audit performed in accordance with *Government Auditing Standards* in considering the entity's internal control and compliance. Accordingly, this communication is not suitable for any other purpose.

COBLESKILL-RICHMONDVILLE CENTRAL SCHOOL DISTRICT

SCHEDULE OF FINDINGS AND RESPONSES FOR THE YEAR ENDED JUNE 30, 2025

Section I - Summary of Auditor's Results

Financial Statements

Type of independent auditor's report issued on whether the financial statements were prepared in accordance with GAAP

Unmodified

Internal control over financial reporting:

Material weakness(es) identified:

Yes

No

Significant deficiency(ies) identified not considered to be material weaknesses?

Yes

None reported

Noncompliance material to financial statements noted:

Yes

No

Section II – Financial Statement Findings

None.