

PRELIMINARY OFFICIAL STATEMENT

NEW ISSUE

BOND ANTICIPATION NOTES

In the opinion of Harris Beach PLLC, Bond Counsel to the District, under existing statutes, regulations, administrative rulings, and court decisions, and assuming continuing compliance by the District with its covenants relating to certain requirements contained in the Internal Revenue Code of 1986, as amended (the "Code"), and the accuracy of certain representations made by the District, interest on the Notes is excluded from gross income of the owners thereof for Federal income tax purposes, and is not an "item of tax preference" for purposes of the Federal alternative minimum tax imposed on individuals. However, for tax years beginning after December 31, 2022, interest on the Notes held by certain corporations that are subject to the Federal corporate alternative minimum tax is included in the computation of "adjusted financial statement income" for purposes of the Federal alternative minimum tax imposed on such corporations. Bond Counsel is also of the opinion that under existing statutes interest on the Notes is exempt from personal income taxes imposed by the State of New York or any political subdivision thereof (including The City of New York). No opinion is expressed regarding other Federal or State tax consequences arising with respect to the Notes. See "TAX MATTERS" herein.

The Notes will be designated as "qualified tax-exempt obligations" pursuant to Section 265(b)(3) of the Code.

\$3,100,000
PITTSFORD CENTRAL SCHOOL DISTRICT
MONROE & ONTARIO COUNTIES, NEW YORK
\$3,100,000 Bond Anticipation Notes, 2023
(the "Notes")

Dated: December 20, 2023

Due: June 20, 2024

The Notes are general obligations of the Pittsford Central School District, Monroe and Ontario Counties, New York, all the taxable real property within which is subject to the levy of ad valorem taxes to pay the Notes and interest thereon, without limitation as to rate or amount. See "TAX LEVY LIMITATION LAW", herein.

The Notes are not subject to redemption prior to maturity. At the option of the Purchaser(s), the Notes will be issued as registered book-entry form notes or in registered certificated form, registered in the name of the purchaser. If such Notes are issued as registered in certificated form, principal of and interest on the Notes will be payable in Federal Funds. In such case, the Notes will be issued as registered in the name of the purchaser in denominations of \$5,000 or multiples thereof, as may be determined by such successful bidder(s).

Alternatively, if the Notes are issued in registered book-entry form, the Notes will be registered in the name of Cede & Co. as nominee of The Depository Trust Company ("DTC"), New York, New York, which will act as the securities depository for the Notes. Noteholders will not receive certificates representing their ownership interest in the notes purchased. Individual purchases will be issued in book-entry-only form, in denominations of \$5,000 or integral multiples thereof. Payment of the principal of and interest on the Notes to the Beneficial Owner(s) of the Notes will be made by DTC Direct Participants and Indirect Participants in accordance with standing instructions and customary practices, as is now the case with municipal securities held for the accounts of customers registered in the name of the purchaser or registered in "street name". Payment will be the responsibility of such DTC Direct or Indirect Participants and the District, subject to any statutory and regulatory requirements as may be in effect from time to time. See "BOOK-ENTRY-ONLY SYSTEM" herein.

The Notes are offered when, as and if issued and received by the purchaser(s) and subject to the receipt of the approving legal opinion as to the validity of the Notes of Harris Beach PLLC, Bond Counsel, Pittsford, New York. It is anticipated that the Notes will be available for delivery through the facilities of DTC located in Jersey City, New Jersey or as may be agreed upon on or about December 20, 2023.

ELECTRONIC BIDS for the Notes must be submitted on Fiscal Advisors Auction website ("Fiscal Advisors Auction") accessible via www.FiscalAdvisorsAuction.com, on December 6, 2023, by no later than 11:00 A.M. ET. Bids may also be submitted by facsimile at (315) 930-2354. No other form of electronic bidding services will be accepted. No phone bids will be accepted. Once the bids are communicated electronically via Fiscal Advisors Auction or via facsimile to the District, each bid will constitute an irrevocable offer to purchase the Notes pursuant to the terms provided in the Notice of Sale for the Notes.

November 27, 2023

THE DISTRICT DEEMS THIS OFFICIAL STATEMENT TO BE FINAL FOR PURPOSES OF SECURITIES AND EXCHANGE COMMISSION RULE 15c2-12 (THE "RULE"), EXCEPT FOR CERTAIN INFORMATION THAT HAS BEEN OMITTED HEREFROM IN ACCORDANCE WITH SAID RULE AND THAT WILL BE SUPPLIED WHEN THIS OFFICIAL STATEMENT IS UPDATED FOLLOWING THE SALE OF THE OBLIGATIONS HEREIN DESCRIBED. THIS OFFICIAL STATEMENT WILL BE SO UPDATED UPON REQUEST OF THE SUCCESSFUL BIDDER(S), AS MORE FULLY DESCRIBED IN THE NOTICE OF SALE WITH RESPECT TO THE OBLIGATIONS HEREIN DESCRIBED. THE DISTRICT WILL COVENANT IN AN UNDERTAKING TO PROVIDE NOTICE OF CERTAIN EVENTS AS REQUIRED BY THE RULE. SEE "APPENDIX-C, UNDERTAKING TO PROVIDE NOTICES OF CERTAIN EVENTS" HEREIN.

Pittsford Schools

2023-2024 BOARD OF EDUCATION

ROBIN SCOTT

President



JEFFREY CASEY

Vice President

DAVE BERK

KIM HUELS

EMILY KAY

SARAH PELUSIO

RENÉ SANCHEZ-KAZACOS

* * * * *

MICHAEL D. PERO

Superintendent

MICHAEL VESPI

Assistant Superintendent for Business

DEBORAH CARPENTER

School District Clerk

LEEANNE REISTER

Director of Finance

LAURA PURCELL, ESQ.

Harris Beach PLLC

School District Attorney



FISCAL ADVISORS & MARKETING, INC.

School District Municipal Advisor



HARRIS BEACH PLLC
ATTORNEYS AT LAW

HARRIS BEACH PLLC

Bond Counsel

No person has been authorized by the Pittsford Central School District to give any information or to make any representations not contained in this Official Statement, and, if given or made, such information or representations must not be relied upon as having been authorized. This Official Statement does not constitute an offer to sell or solicitation of an offer to buy any of the Notes in any jurisdiction to any person to whom it is unlawful to make such offer or solicitation in such jurisdiction. The information, estimates and expressions of opinion herein are subject to change without notice, and neither the delivery of this Official Statement nor any sale made hereunder shall, under any circumstances, create any implication that there has been no change in the affairs of the Pittsford Central School District.

TABLE OF CONTENTS

	<u>Page</u>		<u>Page</u>
THE NOTES.....	1	STATUS OF INDEBTEDNESS (cont.)	23
Description of the Notes	1	Other Obligations	23
No Optional Redemption.....	1	Capital Project Plans	23
Purpose of Issue	1	Cash Flow Borrowings.....	23
BOOK-ENTRY-ONLY SYSTEM	2	Estimated Overlapping Indebtedness	24
Certificated Notes.....	3	Debt Ratios.....	24
THE SCHOOL DISTRICT	4	SPECIAL PROVISIONS AFFECTING	
General Information	4	REMEDIES UPON DEFAULT	25
Population	4	MARKET AND RISK FACTORS.....	26
Selected Wealth and Income Indicators	4	TAX MATTERS.....	26
Larger Employers.....	5	LEGAL MATTERS	27
Unemployment Rate Statistics	5	LITIGATION	28
Form of School Government.....	5	CONTINUING DISCLOSURE.....	28
Budgetary Procedures and Recent Budget Votes	5	Historical Compliance.....	28
Investment Policy	6	MUNICIPAL ADVISOR	28
State Aid.....	6	RATING.....	29
State Aid Revenues	9	MISCELLANEOUS.....	29
District Facilities	9	APPENDIX - A	
Enrollment Trends.....	10	GENERAL FUND - Balance Sheets	
Employees.....	10	APPENDIX - A1	
Status and Financing of Employee Pension Benefits	10	GENERAL FUND – Revenues, Expenditures and	
Other Post-Employment Benefits.....	13	Changes in Fund Balance	
Other Information.....	14	APPENDIX - A2	
Financial Statements	15	GENERAL FUND – Revenues, Expenditures and	
New York State Comptroller Report of Examination.....	15	Changes in Fund Balance - Budget and Actual	
The State Comptroller’s Fiscal Stress Monitoring System...	15	APPENDIX – B	
TAX INFORMATION.....	16	BONDED DEBT SERVICE	
Taxable Assessed Valuations	16	APPENDIX – B1	
Tax Rate Per \$1,000 (Assessed).....	17	CURRENT BONDS OUTSTANDING	
Tax Levy and Tax Collection Record.....	17	APPENDIX - C	
Tax Collection Procedure.....	17	MATERIAL EVENT NOTICES	
Real Property Tax Revenues	17	APPENDIX - D	
Larger Taxpayers 2023 for 2023-2024 Tax Roll	18	AUDITED FINANCIAL STATEMENTS AND	
STAR - School Tax Exemption.....	18	SUPPLEMENTARY INFORMATION- JUNE 30, 2023	
Additional Tax Information.....	19		
TAX LEVY LIMITATION LAW	19		
STATUS OF INDEBTEDNESS	20		
Constitutional Requirements	20		
Statutory Procedure	21		
Debt Outstanding End of Fiscal Year.....	22		
Details of Outstanding Indebtedness	22		
Debt Statement Summary.....	22		
Bonded Debt Service.....	23		

PREPARED WITH THE ASSISTANCE OF



Fiscal Advisors & Marketing, Inc.
250 South Clinton Walton Street, Suite 502
Syracuse, New York 13202
(315) 752-0051
<http://www.fiscaladvisors.com>

OFFICIAL STATEMENT
of the
PITTSFORD CENTRAL SCHOOL DISTRICT
MONROE & ONTARIO COUNTIES, NEW YORK

Relating To
\$3,100,000 Bond Anticipation Notes, 2023

This Official Statement, which includes the cover page, has been prepared by the Pittsford Central School District, Monroe & Ontario Counties, New York (the "School District" or "District", "Counties", and "State", respectively) in connection with the sale by the District of \$3,100,000 principal amount of Bond Anticipation Notes, 2023 (the "Notes").

The factors affecting the District's financial condition and the Notes are described throughout this Official Statement. Inasmuch as many of these factors, including economic and demographic factors, are complex and may influence the District tax base, revenues, and expenditures, this Official Statement should be read in its entirety, and no one factor should be considered more or less important than any other by reason of its relative position in this Official Statement.

All quotations from and summaries and explanations of provisions of the Constitution and laws of the State and acts and proceedings of the District contained herein do not purport to be complete and are qualified in their entirety by reference to the official compilations thereof, and all references to the Notes and the proceedings of the District relating thereto are qualified in their entirety by reference to the definitive forms of the Notes and such proceedings.

NATURE OF OBLIGATION

Each Note when duly issued and paid for will constitute a contract between the District and the holder thereof.

Holders of any series of notes or bonds of the District may bring an action or commence a proceeding in accordance with the civil practice law and rules to enforce the rights of the holders of such series of notes or bonds.

The Notes will be general obligations of the District and will contain a pledge of the faith and credit of the District for the payment of the principal thereof and the interest thereon as required by the Constitution and laws of the State. For the payment of such principal and interest, the District has power and statutory authorization to levy ad valorem taxes on all real property within the District subject to such taxation by the District, without limitation as to rate or amount.

Although the State Legislature is restricted by Article VIII, Section 12 of the State Constitution from imposing limitations on the power to raise taxes to pay "interest on or principal of indebtedness theretofore contracted" prior to the effective date of any such legislation, the New York State Legislature may from time to time impose additional limitations or requirements on the ability to increase a real property tax levy or on the methodology, exclusions or other restrictions of various aspects of real property taxation (as well as on the ability to issue new indebtedness). On June 24, 2011, Chapter 97 of the Laws of 2011 was signed into law by the Governor (the "Tax Levy Limitation Law" or "Chapter 97"). The Tax Levy Limitation Law applies to local governments and school districts in the State (with certain exceptions) and imposes additional procedural requirements on the ability of municipalities and school districts to levy certain year-to-year increases in real property taxes.

Under the Constitution of the State, the District is required to pledge its faith and credit for the payment of the principal of and interest on the Notes and is required to raise real estate taxes, and without specification, other revenues, if such levy is necessary to repay such indebtedness. While the Tax Levy Limitation Law imposes a statutory limitation on the District's power to increase its annual tax levy, with the amount of such increase limited by the formulas set forth in the Tax Levy Limitation Law, it also provides the procedural method to surmount that limitation. See "TAX LEVY LIMITATION LAW" herein.

The Constitutionally-mandated general obligation pledge of municipalities and school districts in New York State has been interpreted by the Court of Appeals, the State's highest court, in *Flushing National Bank v. Municipal Assistance Corporation for the City of New York*, 40 N.Y.2d 731 (1976), as follows:

"A pledge of the city's faith and credit is both a commitment to pay and a commitment of the city's revenue generating powers to produce the funds to pay. Hence, an obligation containing a pledge of the city's "faith and credit" is secured by a promise both to pay and to use in good faith the city's general revenue powers to produce sufficient funds to pay the principal and interest of the obligation as it becomes due. That is why both words, "faith" and "credit" are used and they are not tautological. That is what the words say and this is what the courts have held they mean... So, too, although the Legislature is given the duty to restrict municipalities in order to prevent abuses in taxation, assessment, and in contracting of indebtedness, it may not constrict the city's power

to levy taxes on real estate for the payment of interest on or principal of indebtedness previously contracted... While phrased in permissive language, these provisions, when read together with the requirement of the pledge and faith and credit, express a constitutional imperative: debt obligations must be paid, even if tax limits be exceeded”.

In addition, the Court of Appeals in the *Flushing National Bank* (1976) case has held that the payment of debt service on outstanding general obligation bonds and notes takes precedence over fiscal emergencies and the police power of political subdivisions in New York State.

The pledge has generally been understood as a promise to levy property taxes without limitation as to rate or amount to the extent necessary to cover debt service due to language in Article VIII Section 10 of the Constitution, which provides an exclusion for debt service from Constitutional limitations on the amount of a real property tax levy, insuring the availability of the levy of property tax revenues to pay debt service. As the *Flushing National Bank* (1976) Court noted, the term “faith and credit” in its context is “not qualified in any way”. Indeed, in *Flushing National Bank v. Municipal Assistance Corp.*, 40 N.Y.2d 1088 (1977) the Court of Appeals described the pledge as a direct constitutional mandate. In *Quirk v. Municipal Assistance Corp.*, 41 N.Y.2d 644 (1977), the Court of Appeals stated that, while holders of general obligation debt did not have a right to particular revenues such as sales tax, “with respect to traditional real estate tax levies, the bondholders are constitutionally protected against an attempt by the State to deprive the city of those revenues to meet its obligations.” According to the Court in *Quirk*, the State Constitution “requires the city to raise real estate taxes, and without specification other revenues, if such a levy be necessary to repay indebtedness.”

In addition, the Constitution of the State requires that every county, city, town, village, and school district in the State provide annually by appropriation for the payment of all interest and principal on its serial bonds and certain other obligations, and that, if at any time the respective appropriating authorities shall fail to make such appropriation, a sufficient sum shall be set apart from the first revenues thereafter received and shall be applied to such purposes. In the event that an appropriating authority were to make an appropriation for debt service and then decline to expend it for that purpose, this provision would not apply. However, the Constitution of the State does also provide that the fiscal officer of any county, city, town, village, or school district may be required to set apart and apply such first revenues at the suit of any holder of any such obligations.

In *Quirk v. Municipal Assistance Corp.*, the Court of Appeals described this as a “first lien” on revenues, but one that does not give holders a right to any particular revenues. It should thus be noted that the pledge of the faith and credit of a political subdivision in New York State is a pledge of an issuer of a general obligation bond or note to use its general revenue powers, including, but not limited to, its property tax levy to pay debt service on such obligations, but that such pledge may not be interpreted by a court of competent jurisdiction to include a constitutional or statutory lien upon any particular revenues.

While the courts in New York State have historically been protective of the rights of holders of general obligation debt of political subdivisions, it is not possible to predict what a future court might hold.

THE NOTES

Description of the Notes

The Notes are general obligations of the District and will contain a pledge of its faith and credit for the payment of the principal of and interest on the Notes as required by the Constitution and laws of the State (State Constitution, Art. VIII, Section 2; Local Finance Law, Section 100.00). All the taxable real property within the District is subject to the levy of ad valorem taxes to pay the Notes and interest thereon, without limitation as to rate or amount. See “NATURE OF OBLIGATION” and “TAX LEVY LIMITATION LAW” herein.

The Notes will be dated December 20, 2023 and will mature on June 20, 2024. The Notes are not subject to redemption prior to maturity. Interest will be calculated on a 30-day month and 360-day year basis, payable at maturity.

The Notes will be issued in registered form at the option of the purchaser(s) either (i) requested in the name of the purchaser, in certificated denominations of \$5,000 or integral multiples thereof; or (ii) registered in the name of Cede & Co. as nominee of The Depository Trust Company, New York, New York (“DTC”) which will act as the securities depository for the Notes. See “BOOK-ENTRY-ONLY SYSTEM” herein.

No Optional Redemption

The Notes are not subject to redemption prior to maturity.

Purposes of Issue

On March 28, 2023, District voters approved a capital improvement project in the amount of \$69,822,169. The core of the work includes fortifying main entrances with double-door vestibules, securing large areas of assembly with intruder locks, and installing emergency generators at each of the District's nine school buildings. The capital project will be funded with a combination of State building aid, \$14,000,000 capital reserve funds of the District and the balance of \$55,822,169 to be financed through the issuance of bond anticipation notes and serial bonds.

The proceeds of the Notes will provide \$3,100,000 of original financing for the aforementioned purpose.

BOOK-ENTRY-ONLY SYSTEM

The Depository Trust Company ("DTC"), New York, NY, will act as securities depository for the Notes, if so requested. The Notes will be issued as fully-registered securities registered in the name of Cede & Co. (DTC's partnership nominee) or such other name as may be requested by an authorized representative of DTC. One fully-registered note certificate will be issued for each note bearing the same rate of interest and CUSIP number and will be deposited with DTC.

DTC, the world's largest depository, is a limited-purpose trust company organized under the New York Banking Law, a "banking organization" within the meaning of the New York Banking Law, a member of the Federal Reserve System, a "clearing corporation" within the meaning of the New York Uniform Commercial Code, and a "clearing agency" registered pursuant to the provisions of Section 17A of the Securities Exchange Act of 1934. DTC holds and provides asset servicing for over 3.5 million issues of U.S. and non-U.S. equity issues, corporate and municipal debt issues, and money market instruments from over 100 countries that DTC's participants ("Direct Participants") deposit with DTC. DTC also facilitates the post-trade settlement among Direct Participants of sales and other securities transactions in deposited securities, through electronic computerized book-entry transfers and pledges between Direct Participants' accounts. This eliminates the need for physical movement of securities certificates. Direct Participants include both U.S. and non-U.S. securities brokers and dealers, banks, trust companies, clearing corporations, and certain other organizations. DTC is a wholly-owned subsidiary of The Depository Trust & Clearing Corporation ("DTCC"). DTCC is the holding company for DTC, and Fixed Income Clearing Corporation, all of which are registered clearing agencies. DTCC is owned by the users of its regulated subsidiaries. Access to the DTC system is also available to others such as both U.S. and non-U.S. securities brokers and dealers, banks, trust companies, and clearing corporations that clear through or maintain a custodial relationship with a Direct Participant, either directly or indirectly ("Indirect Participants"). The DTC Rules applicable to its Participants are on file with the Securities and Exchange Commission. More information about DTC can be found at www.dtcc.com and www.dtc.org.

Purchases of Notes under the DTC system must be made by or through Direct Participants, which will receive a credit for the Notes on DTC's records. The ownership interest of each actual purchaser of each Note ("Beneficial Owner") is in turn to be recorded on the Direct and Indirect Participants' records. Beneficial Owners will not receive written confirmation from DTC of their purchase. Beneficial Owners are, however, expected to receive written confirmations providing details of the transaction, as well as periodic statements of their holdings, from the Direct or Indirect Participant through which the Beneficial Owner entered into the transaction. Transfers of ownership interests in the Notes are to be accomplished by entries made on the books of Direct and Indirect Participants acting on behalf of Beneficial Owners. Beneficial Owners will not receive certificates representing their ownership interests in Notes, except in the event that use of the book-entry system for the Notes is discontinued.

To facilitate subsequent transfers, all Notes deposited by Direct Participants with DTC are registered in the name of DTC's partnership nominee, Cede & Co., or such other name as may be requested by an authorized representative of DTC. The deposit of Notes with DTC and their registration in the name of Cede & Co. or such other DTC nominee do not effect any change in beneficial ownership. DTC has no knowledge of the actual Beneficial Owners of the Notes; DTC's records reflect only the identity of the Direct Participants to whose accounts such Notes are credited, which may or may not be the Beneficial Owners. The Direct and Indirect Participants will remain responsible for keeping account of their holdings on behalf of their customers.

Conveyance of notices and other communications by DTC to Direct Participants, by Direct Participants to Indirect Participants, and by Direct Participants and Indirect Participants to Beneficial Owners will be governed by arrangements among them, subject to any statutory or regulatory requirements as may be in effect from time to time. Beneficial Owners of Notes may wish to take certain steps to augment the transmission to them of notices of significant events with respect to the Notes, such as redemptions, tenders, defaults, and proposed amendments to the Note documents. For example, Beneficial Owners of Notes may wish to ascertain that the nominee holding the Notes for their benefit has agreed to obtain and transmit notices to Beneficial Owners. In the alternative, Beneficial Owners may wish to provide their names and addresses to the registrar and request that copies of notices be provided directly to them.

Redemption proceeds, distributions, and dividend payments on the Notes will be made to Cede & Co., or such other nominee as may be requested by an authorized representative of DTC. DTC's practice is to credit Direct Participants' accounts upon DTC's receipt of funds and corresponding detail information from the District on payable date in accordance with their respective holdings shown on DTC's records. Payments by Participants to Beneficial Owners will be governed by standing instructions and customary practices, as is the case with securities held for the accounts of customers in bearer form or registered in "street name," and will be the responsibility of such Participant and not of DTC nor its nominee or the District, subject to any statutory or regulatory requirements as may be in effect from time to time. Payment of redemption proceeds, distributions, and dividend payments to Cede & Co. (or such other nominee as may be requested by an authorized representative of DTC) is the responsibility of the District, disbursement of such payments to Direct Participants will be the responsibility of DTC, and disbursement of such payments to the Beneficial Owners will be the responsibility of Direct and Indirect Participants.

DTC may discontinue providing its services as depository with respect to the Notes at any time by giving reasonable notice to the District. Under such circumstances, in the event that a successor depository is not obtained, note certificates are required to be printed and delivered.

The District may decide to discontinue use of the system of book-entry transfers through DTC (or a successor securities depository). In that event, note certificates will be printed and delivered.

The information in this section concerning DTC and DTC's book-entry system has been obtained from sources that the District believes to be reliable, but the District takes no responsibility for the accuracy thereof.

Source: The Depository Trust Company.

THE DISTRICT CANNOT AND DOES NOT GIVE ANY ASSURANCES THAT DTC, DIRECT PARTICIPANTS OR INDIRECT PARTICIPANTS OF DTC WILL DISTRIBUTE TO THE BENEFICIAL OWNERS OF THE NOTES (1) PAYMENTS OF PRINCIPAL OF OR INTEREST OR REDEMPTION PREMIUM ON THE NOTES; (2) CONFIRMATIONS OF THEIR OWNERSHIP INTERESTS IN THE NOTES; OR (3) OTHER NOTICES SENT TO DTC OR CEDE & CO., ITS PARTNERSHIP NOMINEE, AS THE REGISTERED OWNER OF THE NOTES, OR THAT THEY WILL DO SO ON A TIMELY BASIS, OR THAT DTC, DIRECT PARTICIPANTS OR INDIRECT PARTICIPANTS WILL SERVE AND ACT IN THE MANNER DESCRIBED IN THIS OFFICIAL STATEMENT.

THE DISTRICT WILL NOT HAVE ANY RESPONSIBILITY OR OBLIGATIONS TO DTC, THE DIRECT PARTICIPANTS, THE INDIRECT PARTICIPANTS OF DTC OR THE BENEFICIAL OWNERS WITH RESPECT TO (1) THE ACCURACY OF ANY RECORDS MAINTAINED BY DTC OR ANY DIRECT PARTICIPANTS OR INDIRECT PARTICIPANTS OF DTC; (2) THE PAYMENT BY DTC OR ANY DIRECT PARTICIPANTS OR INDIRECT PARTICIPANTS OF DTC OF ANY AMOUNT DUE TO ANY BENEFICIAL OWNER IN RESPECT OF THE PRINCIPAL AMOUNT OF OR INTEREST OR REDEMPTION PREMIUM ON THE NOTES; (3) THE DELIVERY BY DTC OR ANY DIRECT PARTICIPANTS OR INDIRECT PARTICIPANTS OF DTC OF ANY NOTICE TO ANY BENEFICIAL OWNER; OR (4) ANY CONSENT GIVEN OR OTHER ACTION TAKEN BY DTC AS THE REGISTERED HOLDER OF THE NOTES.

THE INFORMATION CONTAINED HEREIN CONCERNING DTC AND ITS BOOK-ENTRY SYSTEM HAS BEEN OBTAINED FROM DTC AND THE DISTRICT MAKES NO REPRESENTATION AS TO THE COMPLETENESS OR THE ACCURACY OF SUCH INFORMATION OR AS TO THE ABSENCE OF MATERIAL ADVERSE CHANGES IN SUCH INFORMATION SUBSEQUENT TO THE DATE HEREOF.

Certificated Notes

If the book-entry form is initially chosen by the purchaser(s) of the Notes, DTC may discontinue providing its services with respect to the Notes at any time by giving notice to the District and discharging its responsibilities with respect thereto under applicable law, or the District may terminate its participation in the system of book-entry-only system transfers through DTC at any time. In the event that such book-entry-only system is utilized by a purchaser(s) of the Notes upon issuance and later discontinued, the following provisions will apply:

The Notes will be issued in registered form in denominations of \$5,000 or integral multiples thereof. Principal of and interest on the Notes will be payable at a principal corporate trust office of a bank or trust company located and authorized to do business in the State of New York to be named as fiscal agent by the District. The Notes will remain not subject to redemption prior to their stated final maturity date.

THE SCHOOL DISTRICT

General Information

The District covers approximately 30 square miles and is 10 miles from the City of Rochester. The District is primarily a residential community and includes the incorporated Village of Pittsford, a major portion of the Town of Pittsford and small portions of the Towns of Perinton, Mendon, Brighton and Penfield in Monroe County and the Town of Victor in Ontario County. The majority of residents are employed in professional and executive positions.

Electricity and natural gas are provided throughout the District by Rochester Gas and Electric Corporation. Police protection is provided by the Monroe County Sheriff's Department and the New York State Police. The Pittsford Volunteer Fire Department provides fire protection. Educational opportunities include a number of public and private institutions. Within a five-mile radius are the Rochester Institute of Technology, University of Rochester, St. John Fisher College, Nazareth College and Monroe County Community College.

Available transportation in the area includes air, bus, rail and major commercial carriers. Major highways include Routes #390, #490 and #590, all of which feed on to and off of the New York State Thruway system. The District is also served by a substantial number of commercial and savings banks.

Source: District Officials.

Population

The 2021 estimated population of the District is 34,263. (Source: U.S. Census Bureau, 2017-2021 American Community Survey 5-Year Estimates.)

Note: U.S. Census Bureau, 2018-2022 American Community Survey 5-Year Estimates data is not available as of the date of this Official Statement.

Selected Wealth and Income Indicators

Per capita income statistics are not available for the District as such. The smallest areas for which such statistics are available, which includes the District, are the towns and Counties listed below. The figures set below with respect to such towns and Counties are included for information only. It should not be inferred from the inclusion of such data in this Official Statement that the towns or the Counties are necessarily representative of the District, or vice versa.

	<u>Per Capita Income</u>			<u>Median Family Income</u>		
	<u>2000</u>	<u>2006-2010</u>	<u>2017-2021</u>	<u>2000</u>	<u>2006-2010</u>	<u>2017-2021</u>
Towns of:						
Pittsford	\$ 42,723	\$ 50,484	\$ 67,516	\$ 102,215	\$ 114,456	\$ 154,147
Perinton	31,948	38,306	52,082	80,606	94,209	119,173
Mendon	35,949	43,537	54,557	87,827	111,700	131,815
Brighton	32,642	37,610	50,039	70,436	85,906	113,203
Penfield	29,576	34,767	50,420	74,959	89,615	124,808
Victor	31,321	42,401	54,985	71,526	106,573	131,795
Counties of:						
Monroe	22,821	26,999	37,599	55,900	65,240	87,350
Ontario	21,533	28,950	39,751	52,698	69,877	90,725
State of:						
New York	23,389	30,948	43,208	51,691	67,405	92,731

Source: U.S. Census Bureau, 2017-2021 American Community Survey 5-Year Estimates.

Note: U.S. Census Bureau, 2018-2022 American Community Survey 5-Year Estimates data is not available as of the date of this Official Statement.

Larger Employers

The larger employers located within the area in and around the District include the following:

<u>Company</u>	<u>Type</u>	<u>Approximate Number of Employees</u>
Pittsford Central School District	Public Education	1,266
Wegman's Properties, Inc.	Grocery Store	943
St. John Fisher College	Higher Education	853
Nazareth College	Higher Education	760
Maximus	Health	512

Source: District officials.

Unemployment Rate Statistics

Per capita income statistics are not available for the District as such. The smallest areas for which such statistics are available, which include the District, are Monroe and Ontario Counties. The figures set below with respect to such Counties and the State of New York are included for information only. It should not be inferred from the inclusion of such data in the Official Statement that the Counties or State are necessarily representative of the District, or vice versa.

	<u>Annual Averages</u>						
	<u>2016</u>	<u>2017</u>	<u>2018</u>	<u>2019</u>	<u>2020</u>	<u>2021</u>	<u>2022</u>
Monroe County	4.8%	4.9%	4.2%	4.0%	8.2%	5.2%	3.4%
Ontario County	4.4	4.5	3.9	3.7	6.9	4.3	3.1
New York State	4.9	4.6	4.1	3.9	9.8	7.0	4.3

	<u>2023 Monthly Figures</u>										
	<u>Jan</u>	<u>Feb</u>	<u>Mar</u>	<u>Apr</u>	<u>May</u>	<u>June</u>	<u>July</u>	<u>Aug</u>	<u>Sept</u>	<u>Oct</u>	<u>Nov</u>
Monroe County	3.9%	3.6%	3.2%	2.5%	3.0%	3.2%	3.3%	3.7%	3.4%	N/A	N/A
Ontario County	3.9	3.6	3.3	2.4	2.6	2.8	2.7	3.1	2.9	N/A	N/A
New York State	4.6	4.5	4.0	3.7	3.8	4.2	4.1	4.4	4.0	N/A	N/A

Note: Unemployment rates for the months of October and November 2023 are not available as of the date of this Official Statement.

Source: Department of Labor, State of New York. (Note: Figures not seasonally adjusted).

Form of School Government

The Board of Education, which is the policy-making body of the District, consists of seven members with overlapping three-year terms so that, as nearly as possible, an equal number is elected to the Board each year. Each Board member must be a qualified voter of the District and no Board member may hold certain other district offices or positions while serving on the Board of Education. The President and the Vice President are selected by the Board members.

Budgetary Procedures and Recent Budget Votes

Pursuant to the Education Law, the Board of Education annually prepares or causes to be prepared, a budget for the ensuing fiscal year. A public hearing on such budget is held not less than seven days and not more than fourteen days prior to the vote. The Board of Education causes notice of such public hearing to be published four times beginning seven weeks prior to the vote. After the public hearing, but not less than six days prior to the budget vote, the District must mail a school budget notice to all qualified voters which contains the total budget amount, the dollar and percentage increase or decrease in the proposed budget (or contingency budget) as compared to the current budget, the percentage increase or decrease in the consumer price index, the estimated property tax levy, the basic STAR exemption impact and the date, time and place of the vote.

After the budget hearing and subsequent notice, a referendum upon the question of the adoption of the budget is held on the third Tuesday in May each year. All qualified District residents are eligible to participate.

Pursuant to Chapter 97 of the Laws of 2011, as amended, beginning with the 2012 – 2013 fiscal year, if the proposed budget requires a tax levy increase that does not exceed the lesser of 2% or the rate of inflation (the “School District Tax Cap”), then a majority vote is required for approval. If the proposed budget requires a tax levy that exceeds the School District Tax Cap, the budget proposition must include special language and a 60% vote is required for approval. Any separate proposition that would cause the School District to exceed the School District Tax Cap must receive at least 60% voter approval.

If the proposed budget is not approved by the required margin, the Board of Education may resubmit the original budget or a revised budget to the voters on the 3rd Tuesday in June, or adopt a contingency budget (which would provide for ordinary contingent expenses, including debt service) that levies a tax levy no greater than that of the prior fiscal year (i.e. a 0% increase in the tax levy).

If the resubmitted and/or revised budget is not approved by the required margin, the Board of Education must adopt a budget that requires a tax levy no greater than that of the prior fiscal year (i.e. a 0% increase in the tax levy). Clarification may be needed to determine whether a Board of Education must adopt a budget that requires the same tax levy amount as used in the prior fiscal year, or whether changes to the levy are permitted for such purposes as the permitted school district exclusions or the tax base growth factor. For a complete discussion of Chapter 97, see “TAX LEVY LIMITATION LAW” herein.

Recent Budget Votes

The budget for the 2022-23 fiscal year was approved by qualified voters on May 17, 2022 by a vote of 2,419 yes to 998 no. The District’s adopted budget for the 2022-23 fiscal year included a total tax levy increase of 2.53%, which was equal to the District’s tax levy limit of 2.53% for the 2022-23 fiscal year.

The budget for the 2023-24 fiscal year was approved by qualified voters on May 16, 2023 by a vote of 1,506 yes to 360 no. The District’s adopted budget for the 2023-24 fiscal year included a total tax levy increase of 0.08%, which was equal to the District’s tax levy limit of 0.08% for the 2023-24 fiscal year.

Investment Policy

Pursuant to the statutes of the State of New York, the School District is permitted to invest only in the following investments: (1) special time deposits or certificates of deposits in a bank or trust company located and authorized to do business in the State of New York; (2) obligations of the United States of America; (3) obligations guaranteed by agencies of the United States of America where the payment of principal and interest is guaranteed by the United States of America; (4) obligations of the State of New York; (5) with the approval of the New York State Comptroller, tax anticipation notes and revenue anticipation notes issued by any New York municipality or district corporation, other than the School District; (6) obligations of a New York public corporation which are made lawful investments by the School District pursuant to another provision of law; (7) certain certificates of participation issued on behalf of political subdivisions of the State of New York; and, (8) in the case of School District moneys held in certain reserve funds established pursuant to law, obligations issued by the School District. These statutes further require that all bank deposits, in excess of the amount insured under the Federal Deposit Insurance Act, be secured by either a pledge of eligible securities, an eligible surety bond or an eligible letter of credit, as those terms are defined in the law.

Consistent with the above statutory limitations, it is the District’s current policy to invest in: (1) certificates of deposit or time deposit accounts that are fully secured as required by statute, (2) obligations of the United States of America or (3) obligations guaranteed by agencies of the United States of America where the payment of principal and interest is guaranteed by the United States of America. In the case of obligations of the United States government, the District may purchase such obligations pursuant to a written repurchase agreement that requires the purchased securities to be delivered to a third-party custodian.

State Aid

The District receives financial assistance from the State in the form of State aid for operating, building and other purposes at various times throughout its fiscal year, pursuant to formulas and payment schedules set forth by statute. In its adopted budget for the 2023-2024 fiscal year, approximately 21.5% of the revenues of the District are estimated to be received in the form of State aid. While the State has a constitutional duty to maintain and support a system of free common schools that provides a “sound basic education” to children of the State, there can be no assurance that the State appropriation for State aid to school districts will be continued in future years, either pursuant to existing formulas or in any form whatsoever.

The State is not constitutionally obligated to maintain or continue State aid to the District. No assurance can be given that present State aid levels will be maintained in the future. State budgetary restrictions which could eliminate or substantially reduce State aid could have a material adverse effect upon the District, requiring either a counterbalancing increase in revenues from other sources to the extent available, or a curtailment of expenditures.

There can be no assurance that the State appropriation for building aid and other State aid to school districts will be continued in future years, either pursuant to existing formulas or in any form whatsoever. State aid, including building aid appropriated and apportioned to the School District, can be paid only if the State has such monies available therefor. The availability of such monies and the timeliness of such payment could be affected by a delay in the adoption of the State budget or their elimination therefrom.

There can be no assurance that the State's financial position will not change materially and adversely from current projections. If this were to occur, the State would be required to take additional gap-closing actions. Such actions may include, but are not limited to: reductions in State agency operations; delays or reductions in payments to local governments or other recipients of State aid including school districts in the State. Reductions in the payment of State aid could adversely affect the financial condition of school districts in the State.

The amount of State aid to school districts can vary from year to year and is dependent in part upon the financial condition of the State. During the 2011 to 2019 and 2021 to 2023 fiscal years of the State, State aid to school districts was paid in a timely manner; however, during the State's 2010 and 2020 fiscal years, State budgetary restrictions resulted in delayed payments of State aid to school districts in the State. In addition, the availability of State aid and the timeliness of payment of State aid to school districts could be affected by a delay in adoption of the State budget, which is due at the start of the State's fiscal year of April 1. Since the 2010-11 State fiscal year, the State budget has been generally adopted on or before April 1, with the exception of the 2016-17 State budget which was not adopted until April 9, 2017 and the State's 2023-24 Budget which was not adopted until May 3, 2023. No assurance can be given that the State will not experience delays in the adoption of the budget in future fiscal years. Significant delays in the adoption of the State budget could result in delayed payment of State aid to school districts in the State which could adversely affect the financial condition of school districts in the State.

Should the District fail to receive State aid expected from the State in the amounts and at the times expected, occasioned by a delay in the payment of such monies or by a mid-year reduction in State aid, the District is authorized by the Local Finance Law to provide operating funds by borrowing in anticipation of the receipt of uncollected State aid.

Federal aid received by the State.

The State receives a substantial amount of federal aid for health care, education, transportation and other governmental purposes, as well as federal funding to respond to, and recover from, severe weather events and other disasters. Many of the policies that drive this federal aid may be subject to change under the federal administration and Congress. Current federal aid projections, and the assumptions on which they rely, are subject to revision in the future as a result of changes in federal policy, the general condition of the global and national economies and other circumstances.

Since March 2020, the State has been awarded over \$14 billion in Federal education COVID response funding through the Coronavirus Aid, Relief, and Economic Security ("CARES") Act; Coronavirus Response and Relief Supplemental Appropriations Act, 2021 ("CRRSA"); and the American Rescue Plan ("ARP") Act. These funds are supporting the ability of local educational agencies to address the impact that COVID-19 has had, and continues to have, on elementary and secondary schools in the State. The District has been allocated a total of approximately \$1,287,512 in ARP funds and \$5,333,466 in CRRSA funds. The District has received \$545,102 ARP funds and \$4,708,964 CRRSA funds as of June 30, 2023.

Reductions in Federal funding levels could have a materially adverse impact on the State budget. In addition to the potential fiscal impact of policies that may be proposed and adopted by the new administration and Congress, the State budget may be adversely affected by other actions taken by the Federal government, including audits, disallowances, and changes to Federal participation rates or other Medicaid rules.

Building Aid

A portion of the District's State aid consists of building aid which is related to outstanding indebtedness for capital project purposes. In order to receive building aid, the District must have building plans and specifications approved by the Facilities Planning Unit of the State Education Department. A maximum construction and incidental cost allowance is computed for each building project that takes into account a pupil construction cost allowance and assigned pupil capacity. For each project financed with debt obligations, a bond percentage is computed. The bond percentage is derived from the ratio of total approved cost allowances to the total principal borrowed. Approved cost allowances are estimated until a project final cost report is completed.

Building aid is paid over fifteen years for reconstruction work, twenty years for building additions, or thirty years for new building construction. Building aid for a specific building project is eligible to begin eighteen months after State Commissioner of Education approval date, for that project, and is paid over the previously described timeframe, assuming all necessary building aid forms are filed with the State in a timely manner. The building aid received is equal to the assumed debt service for that project, which factors in the bond percent, times the building aid ratio that is assigned to the District, and amortized over the predefined timeframe. The building aid ratio is calculated based on a formula that involves the full valuation per pupil in the District compared to a State-wide average.

Pursuant to the provisions of Chapter 760 of the Laws of 1963, the District is eligible to receive a Building Aid Estimate from the New York State Department of Education. Since the gross indebtedness of the District is within the debt limit, the District is not required to apply for a Building Aid Estimate. Based on 2023-2024 preliminary building aid ratios, the District expects to receive State building aid of approximately 74.9% of debt service on State Education Department approved expenditures from July 1, 2004 to the present.

The State building aid ratio is calculated each year based upon a formula which reflects Resident Weighted Average Daily Attendance (RWADA) and the full value per pupil compared with the State average. Consequently, the estimated aid will vary over the life of each issue. State building aid is further dependent upon the continued apportionment of funds by the State Legislature.

State aid history:

State aid to school districts within the State has declined in some recent years before increasing again in more recent years.

School District Fiscal Year (2019-2020): The State 2019-2020 Enacted Budget included a total of \$27.69 billion for School Aid, a year-to-year funding increase of \$956 million or 3.6% and will provide additional funding for Foundation Aid of \$338.0 million and \$409.65 million in reimbursements for expense-based aids. In addition, the 2019-2020 Enacted Budget increases the Community Schools set-aside funding amount by \$49.99 million to a total of \$250.0 million. This increased funding is targeted to districts with failing schools and/or districts experiencing significant growth in English language learners. The State 2019-2020 Enacted Budget increased the minimum community schools funding amount from \$75,000 to \$100,000. This ensured all high-need districts across the State could apply the funds to a wide-range of activities.

School district fiscal year (2020-2021): Due to the anticipated impact of the COVID-19 pandemic on State revenues, State aid in the State's 2020-2021 Enacted Budget was 3.7% lower than in the State's 2019-2020 Enacted Budget but was offset in part with increased Federal support. With these Federal funds, State aid in the school district fiscal year 2020-2021 was approximately \$27.9 billion, an annual increase of approximately \$100 million or 0.4%. The State's 2020-2021 Enacted Budget continued prior year funding levels for existing programs, including Foundation Aid, Community Schools and Universal Prekindergarten. The 2020-2021 Enacted Budget also provided over \$200 million in support for competitive grant programs, including \$1 million for development of a new Civics Education curriculum and \$10 million for a Student Mental Health program. Funding for expense-based aids, such as Building Aid, Transportation Aid, and Boards of Cooperative Educational Services (BOCES) Aid continued under existing aid formulas. Out-year growth in School Aid reflected then current projections of the ten-year average growth in State personal income. The State's 2020-2021 Enacted Budget authorized the State's Budget Director to make periodic adjustments to State Aid, in the event that actual State revenues come in below 99% of estimates or if actual disbursements exceed 101% of estimates. Pursuant to that provision, in October 2020, the State announced that, in the absence of Federal funding to offset such lost revenue, the State had begun to take steps to reduce spending, including but not limited to, temporarily holding back 20% of most aid payments to local governments and school districts. However, the 2020-2021 State aid declines were offset, in part, by \$1.1 billion of increased federal funding through the Coronavirus Aid, Relief, and Economic Security Act. With these federal funds, State aid totaled \$27.9 billion in the State's 2020-2021 Enacted Budget, an annual increase of approximately \$100 million or 0.4% from the 2019-2020 Enacted Budget. As of February 1, 2021, the State Education Department ("SED") advised school districts that the State Division of the Budget would, at some point, provide approval for SED to make the payments to school districts for State aid and other Pre-K-12 grant programs that had been subject to the above-referenced 20% withholding. Such approval was received and the State released all of the withheld funds prior to June 30, 2021.

School district fiscal year (2021-2022): The State's 2021-22 Enacted Budget included \$29.5 billion in State aid to school districts, and significantly increased funding for schools and local governments, including a \$1.4 billion increase in Foundation Aid and a three-year phase-in of the full restoration to school districts of Foundation Aid that was initially promised in 2007. Additionally, the budget included the use of \$13 billion of federal funds for emergency relief, along with the Governor's Emergency Education Relief, which included, in part, the allocation of \$629 million to school districts as targeted grants in an effort to address learning loss as a result of the loss of enrichment and after-school activities. In addition, \$105 million of federal funds were allocated to expand full-day kindergarten programs. Under the budget, school districts were reimbursed for the cost of delivering school meals and instructional materials in connection with COVID-19-related school closures in spring 2020, along with the costs of keeping transportation employees and contractors on stand-by during the short-term school closures prior to the

announcement of the closure of schools for the remainder of the 2019-20 year. Under the budget, local governments also received full restoration of proposed cuts to Aid and Incentives for Municipalities (AIM) funding, and full restoration of \$10.3 million in proposed Video Lottery Terminal (VLT) aid cuts, where applicable.

School district fiscal year (2022-2023): The State's 2022-23 Enacted Budget included \$31.5 billion in State funding to school districts for the 2022-23 school year. This represented an increase of \$2.1 billion or 7.2 percent compared to the 2021-22 school year, and included a \$1.5 billion or 7.7 percent Foundation Aid increase. The State's 2022-23 Enacted Budget also included \$14 billion of federal Elementary and Secondary School Emergency Relief and Governor's Emergency Education Relief funds to public schools. This funding, available for use over multiple years, was designed to assist public schools to reopen for in-person instruction, address learning loss, and respond to students' academic, social, and emotional needs due to the disruptions of the COVID-19 pandemic. The State's 2022-23 Enacted Budget allocated \$100 million over two years for a new State matching fund for school districts with the highest needs to support efforts to address student well-being and learning loss. In addition, the State's 2022-23 Enacted Budget increased federal funds by \$125 million to expand access to full-day prekindergarten programs for four-year-old children in school districts statewide in the 2022-23 school year.

School District fiscal year (2023-2024): The State's 2023-24 Enacted Budget includes \$34.5 billion for school aid, an increase of \$3.1 billion or 10%, which is the highest level of State aid to date. The State's 2023-24 Budget also provides a \$2.6 billion increase in Foundation Aid, fully funding the program for the first time in history. The State's 2023-24 Enacted Budget provides \$134 million to increase access to free school meals. An additional \$20 million in grant funding will establish new Early College High School and Pathways in Technology Early College High School Programs. An investment of \$10 million over two years in competitive funding for school districts, boards of cooperative educational services, and community colleges will be made to promote job readiness. An additional \$150 million will be used to expand high-quality full-day prekindergarten, resulting in universal prekindergarten to be phased into 95% of the State.

State Aid Litigation

In January 2001, the State Supreme Court issued a decision in Campaign for Fiscal Equity v. New York mandating that the system of apportionment of State aid to school districts within the State be restructured by the Governor and the State Legislature. On June 25, 2002, the Appellate Division of the State Supreme Court reversed that decision. On June 26, 2003, the State Court of Appeals, the highest court in the State, reversed the Appellate Division, holding that the State must, by July 30, 2004, ascertain the actual cost of providing a sound basic education, enact reforms to the system of school funding and ensure a system of accountability for such reforms. The Court of Appeals further modified the decision of the Appellate Division by deciding against a Statewide remedy and instead limited its ruling solely to the New York City school system.

After further litigation, on appeal in 2006, the Court of Appeals held that \$1.93 billion of additional funds for the New York City schools – as initially proposed by the Governor and presented to the Legislature as an amount sufficient to provide a sound basic education – was reasonably determined. State legislative reforms in the wake of The Campaign for Fiscal Equity decision included increased accountability for expenditure of State funds and collapsing over 30 categories of school aid for school districts in the State into one classroom operating formula referred to as Foundation Aid. The stated purpose of Foundation Aid is to prioritize funding distribution based upon student need. As a result of the Court of Appeals ruling schools were to receive \$5.5 billion increase in Foundation Aid over a four fiscal year phase-in covering 2007 to 2011.

A case related to the Campaign for Fiscal Equity, Inc. v. State of New York was heard on appeal on May 30, 2017 in New Yorkers for Students' Educational Rights v. State of New York ("NYSER") and a consolidated case on the right to a sound basic education. The NYSER lawsuit asserts that the State has failed to comply with the original decision in the Court of Appeals in the Campaign for Fiscal Equity case, and asks the Court of Appeals to require the State to develop new methodologies, formulas and mechanisms for determining State aid, to fully fund the foundation aid formula, to eliminate the supermajority requirement for voter approval of budgets which increase school district property tax levies above the property tax cap limitation, and related matters. On June 27, 2017, the Court of Appeals held that the plaintiffs causes of action were properly dismissed by the earlier Appellate Division decision except insofar as two causes of action regarding accountability mechanisms and sufficient State funding for a "sound basic education" as applicable solely to the school districts in New York City and Syracuse. The Court emphasized its previous ruling in the CFE case that absent "gross education inadequacies", claims regarding state funding for a "sound basic education" must be made on a district-by-district basis based on the specific facts therein. On October 14, 2021 Governor Hochul announced that New York State reached an agreement to settle and discontinue the New Yorkers for Students' Educational Rights v. New York State case, following through on the State's commitment to fully fund the current Foundation Aid formula to New York's school districts over three years and ending the State's prior opposition to providing such funding. The litigation, which has been ongoing since 2014, sought to require New York State to fully fund the Foundation Aid formula that was put into place following the Campaign for Fiscal Equity cases, and had been previously opposed by the State. Foundation Aid was created in 2007 and takes school district wealth and student need into account to create an equitable distribution of state funding to schools, however, New York State has never fully funded Foundation Aid. The new settlement requires New York State

to phase-in full funding of Foundation Aid by the FY 2024 budget. In the FY 2022 Enacted State Budget approved in April 2022, the Executive and Legislature agreed to fully fund Foundation Aid by the FY 2024 budget and enacted this commitment into law. A breakdown of currently anticipated Foundation Aid funding is available below:

- FY 2022: \$19.8 billion, covering 30% of the existing shortfall.
- FY 2023: Approximately \$21.3 billion, covering 50% of the anticipated shortfall.
- FY 2024: Approximately \$23.2 billion, eliminating the anticipated shortfall, and funding the full amount of Foundation Aid for all school districts.

State Aid Revenues

The following table illustrates the percentage of total General Fund revenues of the District for each of the below completed fiscal years and the budgeted figures for the 2023-2024 fiscal year comprised of State aid.

<u>Fiscal Year</u>	<u>Total Revenues</u> ⁽¹⁾	<u>Total State Aid</u>	<u>Percentage of Total Revenues Consisting of State Aid</u>
2018-2019	\$134,410,850	\$25,232,732	18.77%
2019-2020	137,620,204	26,092,350	18.96
2020-2021	138,696,193	22,971,404	16.56
2021-2022	144,497,331	25,555,676	17.69
2022-2023	153,193,221	29,466,630	19.23
2023-2024 (Budgeted)	153,465,460 ⁽²⁾	32,947,053	21.47

⁽¹⁾ Does not include interfund transfers.

⁽²⁾ Does not include \$2,046,992 of appropriated fund balance.

Source: 2018-2019 through and including the 2022-2023 audited financial statements and 2023-2024 adopted budget (unaudited) of the District.

District Facilities

The District currently operates the following facilities:

<u>Name</u>	<u>Grades</u>	<u>Capacity</u>	<u>Year(s) Built/Renovations</u>
Allen Creek Elementary	K-5	442	1929, 1990, 2006, 2011, 2016
Jefferson Road Elementary	K-5	681	1957, 1990, 2006, 2011, 2015
Mendon Center Elementary	K-5	856	1962, 1990, 2006, 2015, 2023
Park Road Elementary	K-5	780	1964, 1990, 2006, 2015, 2019, 2021
Thornell Road Elementary	K-5	702	1970, 1990, 2006, 2016
Barker Road Middle School	6-8	1,410	1966, 1996, 2009, 2011, 2016, 2020
Calkins Road Middle School	6-8	1,398	2006
Pittsford Mendon High School	9-12	1,238	1972, 1990, 2006, 2009, 2015, 2016
Pittsford Sutherland High School	9-12	1,245	1951, 1990, 2006, 2014, 2015, 2017, 2018

Source: District officials.

Enrollment Trends

<u>School Year</u>	<u>Actual Enrollment</u>	<u>School Year</u>	<u>Projected Enrollment</u>
2019-2020	5,664	2024-2025	5,584
2020-2021	5,586	2025-2026	5,610
2021-2022	5,523	2026-2027	5,641
2022-2023	5,528	2027-2028	5,696
2023-2024	5,597	2028-2029	5,680

Source: District Officials.

Employees

The District employs a total of 1,178 full-time equivalent employees. Employees which are represented by various bargaining units are outlined below:

<u>Number of Employees</u>	<u>Union</u>	<u>Contract Expiration Date</u>
836	Pittsford District Teachers' Association	6/30/2027
102	Pittsford Maintenance, Custodial & Mechanics Association	6/30/2026
78	Pittsford Bus Drivers' Association	6/30/2026
77	Pittsford Central School Association of Educational Office Personnel	6/30/2027
28	Pittsford School Food Service Personnel	6/30/2026
25	Pittsford District Administrators' Association	6/30/2024
23	Pittsford District Supervisory & Technical Association	6/30/2024
9	Pittsford District Managerial/Confidential	6/30/2024

Source: District officials.

Status and Financing of Employee Pension Benefits

Substantially all employees of the District are members of either the New York State and Local Employees' Retirement System ("ERS") (for non-teaching and non-certified administrative employees) or the New York State Teachers' Retirement System ("TRS") (for teachers and certified administrators). (Both Systems are referred to together hereinafter as the "Retirement Systems" where appropriate.) These Retirement Systems are cost-sharing multiple public employer retirement systems. The obligation of employers and employees to contribute and the benefits to employees are governed by the New York State Retirement and Social Security Law (the "Retirement System Law"). The Retirement Systems offer a wide range of plans and benefits which are related to years of service and final average salary, vesting of retirement benefits, death and disability benefits and optional methods of benefit payments. All benefits generally had vested after ten years of credited service; however, this was changed to five years as of April 9, 2022. The Retirement System Law generally provides that all participating employers in each retirement system are jointly and severally liable for any unfunded amounts. Such amounts are collected through annual billings to all participating employers. Generally, all employees, except certain part-time employees, participate in the Retirement Systems. The Retirement Systems are non-contributory with respect to members hired prior to July 27, 1976. All members working less than ten years must contribute 3% (ERS) or 3.5% (TRS) of gross annual salary towards the cost of retirement programs.

On December 12, 2009, a new Tier V was signed into law. The legislation created a new Tier V pension level, the most significant reform of the State's pension system in more than a quarter-century. Key components of Tier V include:

- Raising the minimum age at which most civilians can retire without penalty from 55 to 62 and imposing a penalty of up to 38% for any civilian who retires prior to age 62.
- Requiring ERS employees to continue contributing 3% of their salaries and TRS employees to continue contributing 3.5% toward pension costs so long as they accumulate additional pension credits.
- Increasing the minimum years of service required to draw a pension from 5 years to 10 years, which has since been changed to 5 years as of April 9, 2022.
- Capping the amount of overtime that can be considered in the calculation of pension benefits for civilians at \$15,000 per year, and for police and firefighters at 15% of non-overtime wages.

On March 16, 2012, the Governor signed into law the new Tier VI pension program, effective for new ERS and TRS employees hired after April 1, 2012. The Tier VI legislation provides for increased employee contribution rates of between 3% and 6% and contributions at such rates continue so long as such employee continues to accumulate pension credits, an increase in the retirement age from 62 years to 63 years, a readjustment of the pension multiplier, and a change in the time period for the final average salary calculation from 3 years to 5 years. Tier VI employees would vest in the system after ten years of employment; and employees will continue to make employee contribution throughout employment. As of April 9, 2022, vesting requirements were modified, resulting in employees becoming vested after five years.

The District is required to contribute at an actuarially determined rate. The actual contributions for the last five years and budgeted figures for the 2023-2024 fiscal year are as follows:

<u>Fiscal Year</u>	<u>ERS</u>	<u>TRS</u>
2018-2019	\$ 1,891,533	\$ 4,807,029
2019-2020	2,073,204	4,095,863
2020-2021	2,071,372	4,606,436
2021-2022	2,132,267	4,853,474
2022-2023	1,776,966	5,043,545
2023-2024 (Budgeted)	2,375,779	5,392,400

Source: District officials.

The annual required pension contribution is due February 1 annually with the ability to pre-pay on December 15 at a discount. The District pre-pays this cost annually.

Pursuant to various laws enacted between 1991 and 2002, the State Legislature authorized local governments to make available certain early retirement incentive programs to its employees. The District does not currently have any early retirement incentive programs.

Historical Trends and Contribution Rates. Historically there has been a State mandate requiring full (100%) funding of the annual actuarially required local governmental contribution out of current budgetary appropriations. With the strong performance of the Retirement System in the 1990s, the locally required annual contribution declined to zero. However, with the subsequent decline in the equity markets, the pension system became underfunded. As a result, required contributions increased substantially to 15% to 20% of payroll for the employees' and the police and fire retirement systems, respectively. Wide swings in the contribution rate resulted in budgetary planning problems for many participating local governments.

A chart of average ERS and TRS rates as a percent of payroll (2019-20 to 2023-24) is shown below:

<u>Fiscal Year</u>	<u>ERS</u>	<u>TRS</u>
2019-20	14.6%	8.86%
2020-21	14.6	9.53
2021-22	16.2	9.80
2022-23	11.6	10.29
2023-24	13.1	9.76

In 2003, Chapter 49 of the Laws of 2003 amended the Retirement and Social Security Law and the Local Finance Law. The amendments empowered the State Comptroller to implement a comprehensive structural reform program for ERS. The reform program established a minimum contribution for any local governmental employer equal to 4.5% of pensionable salaries for bills which were due December 15, 2003 and for all fiscal years thereafter, as a minimum annual contribution where the actual rate would otherwise be 4.5% or less due to the investment performance of the fund. In addition, the reform program instituted a billing system to match the budget cycle of municipalities and school districts that will advise such employers over one year in advance concerning actual pension contribution rates for the next annual billing cycle. Under the previous method, the requisite ERS contributions for a fiscal year could not be determined until after the local budget adoption process was complete. Under the new system, a contribution for a given fiscal year is based on the valuation of the pension fund on the prior April 1 of the calendar year preceding the contribution due date instead of the following April 1 in the year of contribution so that the exact amount may now be included in a budget.

Chapter 57 of the Laws of 2010 (Part TT) amended the Retirement and Social Security Law to authorize participating employers, if they so elect, to amortize an eligible portion of their annual required contributions to ERS when employer contribution rates rise above certain levels. The option to amortize the eligible portion began with the annual contribution due February 1, 2011. The amortizable portion of an annual required contribution is based on a "graded" rate by the State Comptroller in accordance with formulas provided in Chapter 57. Amortized contributions are to be paid in equal annual installments over a

ten-year period, but may be prepaid at any time. Interest is to be charged on the unpaid amortized portion at a rate to be determined by State Comptroller, which approximates a market rate of return on taxable fixed rate securities of a comparable duration issued by comparable issuers. The interest rate is established annually for that year's amortized amount and then applies to the entire ten years of the amortization cycle of that amount. When in any fiscal year, the participating employer's graded payment eliminates all balances owed on prior amortized amounts, any remaining graded payments are to be paid into an employer contribution reserve fund established by the State Comptroller for the employer, to the extent that amortizing employer has no currently unpaid prior amortized amounts, for future such use.

The District is not amortizing any pension payments, nor does it intend to do so in the foreseeable future.

Stable Rate Pension Contribution Option: The 2013-14 State Budget included a provision that provides local governments and school districts, including the District, with the option to "lock-in" long-term, stable rate pension contributions for a period of years determined by the State Comptroller and ERS and TRS. The stable rates would be 12% for ERS and 14% for TRS. The pension contribution rates under this program would reduce near-term payments for employers, but will require higher than normal contributions in later years.

The District is not participating in the Stable Rate Pension Contribution Option, nor does it intend to do so in the foreseeable future.

The State's 2019-2020 Enacted Budget, which was signed into law as Chapter 59 of the Laws of 2019, includes a provision that allows school districts in the State to establish a reserve fund for the purpose of funding the cost of TRS contributions, as a sub-fund of retirement contribution reserve funds presently authorized for amounts payable to the ERS by a school district. School districts are permitted to pay into such reserve fund during any particular fiscal year, an amount not to exceed two percent of the total compensation or salaries of all district-employed teachers who are members of the TRS paid during the immediately preceding fiscal year; provided that the balance of such fund may not exceed ten percent of the total compensation or salaries of all district-employed teachers who are members of the TRS paid during the immediately preceding fiscal year. The District has established and funded a TRS Reserve.

The investment of monies, and assumptions underlying same, of the Retirement Systems covering the District's employees is not subject to the direction of the District. Thus, it is not possible to predict, control or prepare for future unfunded accrued actuarial liabilities of the Retirement Systems ("UAALs"). The UAAL is the difference between total actuarially accrued liabilities and actuarially calculated assets available for the payment of such benefits. The UAAL is based on assumptions as to retirement age, mortality, projected salary increases attributed to inflation, across-the-board raises and merit raises, increases in retirement benefits, cost-of-living adjustments, valuation of current assets, investment return and other matters. Such UAALs could be substantial in the future, requiring significantly increased contributions from the District which could affect other budgetary matters. Concerned investors should contact the Retirement Systems' administrative staff for further information on the latest actuarial valuations of the Retirement Systems.

Other Post-Employment Benefits

Healthcare Benefits. It should also be noted that the District provides employment healthcare benefits to various categories of former employees. These costs may be expected to rise substantially in the future. There is now an accounting rule that will require governmental entities, such as the District, to account for employment healthcare benefits as it accounts for vested pension benefits. GASB Statement No. 45 ("GASB 45") of the Governmental Accounting Standards Board ("GASB"), described below, requires such accounting.

School districts and Boards of Cooperative Educational Services, unlike other municipal units of government in the State, have been prohibited from reducing health benefits received by or increasing health care contributions paid by retirees below the level of benefits or contributions afforded to or required from active employees since the implementation of Chapter 729 of the Laws of 1994. Legislative attempts to provide similar protection to retirees of other local units of government in the State have not succeeded as of this date. Nevertheless, many such retirees of all varieties of municipal units in the State do presently receive such benefits.

GASB 75 and OPEB. In 2015, GASB released new accounting standards for public other postemployment benefits ("OPEB") plans and participating employers. These standards, GASB Statement No. 75, *Accounting and Financial Reporting for Postemployment Benefits Other Than Pensions* ("GASB 75"), have substantially revised the valuation and accounting requirements previously mandated under GASB Statements No. 43 and 45. For the fiscal year ended June 30, 2018, the District implemented GASB 75. The implementation of this statement requires school districts to report liabilities, OPEB expenses, deferred outflow of resources and deferred inflow of resources related to OPEB. GASB Statement No. 75 replaced GASB Statement 45, which also requires school districts to calculate and report a net other postemployment benefit obligation. However, under GASB 45 districts could amortize the OPEB liability over a period of years, whereas GASB 75 requires districts to report the entire OPEB liability on the statement of net position.

Actuarial valuation is required every two years for all OPEB plans, except the alternative measurement method continues to be available for plans with less than 100 members.

The District contracted with The Burke Group through Erie 1 BOCES to calculate its actuarial valuation under GASB 75. The following outlines the changes to the Total OPEB Liability during the 2022 and 2023 fiscal years, by source:

	Balance beginning at July 1:	2021	2022
		\$ 317,144,290	\$ 323,154,550
<u>Changes for the year:</u>			
	Service cost	10,318,083	9,488,243
	Interest	7,254,613	9,174,323
	Differences between expected and actual experience	25,110,598	(61,166,626)
	Changes in assumptions or other inputs	(28,797,145)	(40,751,076)
	Benefit payments	(7,875,889)	(8,461,858)
	Net Changes	\$ 6,010,260	\$ (91,716,994)
	 Balance ending at June 30:	 2022	 2023
		\$ 323,154,550	\$ 231,437,556

Changes of benefit terms reflect the following:

- The discount rate changed from 2.83 to 3.78%
- The salary scale changed from 3.44 to 3.53%
- Updated healthcare cost trend rates, updated teacher retirement tables (life expectancy) and updated premiums

Source: Audited financial statements of the District. The above table is not audited. For additional information regarding the District's OPEB liability, see "APPENDIX – D" attached hereto.

There is no authority in current State law to establish a trust account or reserve fund for this liability. The District has reserved \$0 towards its OPEB liability. The District funds this liability on a pay-as-you-go basis.

The District's unfunded actuarial accrued OPEB liability could have a material adverse impact upon the District's finances and could force the District to reduce services, raise taxes or both.

Other Information

The statutory authority for the power to spend money for the object or purpose, or to accomplish the object or purpose, for which the Notes are to be issued is the Education Law and the Local Finance Law.

The District is in compliance with the procedure for the publication of the estoppel notice with respect to the Notes as provided in Title 6 of Article 2 of the Local Finance Law.

No principal or interest upon any obligation of the District is past due.

The fiscal year of the District is July 1 to June 30.

Except for as shown under "STATUS OF INDEBTEDNESS – Estimated Overlapping Indebtedness", this Official Statement does not include the financial data of any political subdivision having power to levy taxes within the District.

Financial Statements

The School District retains independent Certified Public Accountants. The last audit report covers the period ending June 30, 2023 and has been filed with the Electronic Municipal Market Access ("EMMA") website. It is also attached hereto as "APPENDIX-D" to this Official Statement. Certain summary financial information of the District can also be found attached as Appendices to the Official Statement.

The District complies with the Uniform System of Accounts as prescribed for school districts in New York State by the State. This system differs from generally accepted accounting principles as prescribed by the American Institute of Certified Public Accountants' Industry Audit Guide, "Audits of State and Local Governmental Units", and codified in Government Accounting, Auditing and Financial Reporting (GAAFR), published by the Governmental Accounting Standards Board (GASB).

Beginning with the fiscal year ending June 30, 2003, the District issues its financial statements in accordance with GASB Statement No. 34. This statement includes reporting of all assets including infrastructure and depreciation in the Government Wide Statement of Activities, as well as the Management's Discussion and Analysis.

New York State Comptroller Report of Examination

The State Comptroller's office, i.e., the Department of Audit and Control, periodically performs a compliance review to ascertain whether the District has complied with the requirements of various State and Federal statutes. These audits can be found by visiting the Audits of Local Governments section of the Office of the State Comptroller website.

The State Comptroller's office released its most recent audit report of the District on December 10, 2021. The purpose of the audit was to determine whether District officials accurately compensated employees for the period July 1, 2019 through February 28, 2021.

Key finding and recommendations from the audit report are summarized below:

Key Findings

District officials accurately compensated the 63 employees tested. However, officials did not ensure:

- Payroll certifications were completed in a timely manner.
- Payroll process inefficiencies were identified and corrected.

Key Recommendations

- Certify payrolls prior to the distribution of paychecks and processing of direct deposits.
- Routinely review the payroll process for efficiency improvement opportunities.

The District provided a complete response to the State Comptroller's office on November 12, 2021. A copy of the complete report and response can be found via the website of the Office of the New York State Comptroller.

There are no State Comptroller's audits currently in progress or pending release at this time.

Source: Website of the Office of the New York State Comptroller. Reference to website implies no warranty of the accuracy of the information therein, nor incorporation herein by reference.

The State Comptroller's Fiscal Stress Monitoring System

The New York State Comptroller has reported that New York State's school districts and municipalities are facing significant fiscal challenges. As a result, the Office of the State Comptroller has developed a Fiscal Stress Monitoring System ("FSMS") to provide independent, objectively measured and quantifiable information to school district and municipal officials, taxpayers and policy makers regarding the various levels of fiscal stress under which the State's school districts and municipalities are operating.

The fiscal stress scores are based on financial information submitted as part of each school district's ST-3 report filed with the State Education Department annually, and each municipality's annual report filed with the State Comptroller. Using financial indicators that include year-end fund balance, cash position and patterns of operating deficits, the system creates an overall fiscal stress score which classifies whether a school district or municipality is in "significant fiscal stress", in "moderate fiscal stress," as "susceptible to fiscal stress" or "no designation". Entities that do not accumulate the number of points that would place them in a stress category will receive a financial score but will be classified in a category of "no designation." This classification should not be interpreted to imply that the entity is completely free of fiscal stress conditions. Rather, the entity's financial information, when objectively scored according to the FSMS criteria, did not generate sufficient points to place them in one of the three established stress categories.

The reports of the State Comptroller for the 2017-2018 through 2021-2022 fiscal years of the District are as follows:

<u>Fiscal Year Ending In</u>	<u>Stress Designation</u>	<u>Fiscal Score</u>
2022	No Designation	0.0
2021	No Designation	0.0
2020	No Designation	0.0
2019	No Designation	0.0
2018	No Designation	0.0

Note: The Fiscal Score for the 2022-2023 fiscal year has not been calculated as of the date of this Official Statement.

Source: Website of the Office of the New York State Comptroller. Reference to website implies no warranty of accuracy of information therein, nor incorporation hereof.

TAX INFORMATION

Taxable Assessed Valuations

<u>Fiscal Year Ending June 30:</u>	<u>2020</u>	<u>2021</u>	<u>2022</u>	<u>2023</u>	<u>2024</u>
Towns of:					
Pittsford	\$ 3,065,843,419	\$ 3,080,412,748	\$ 3,106,781,968	\$ 3,133,872,309	\$ 3,172,989,603
Perinton	624,194,651	623,016,423	622,646,836	625,005,948	620,230,169
Mendon	62,914,085	62,274,956	62,096,569	62,795,548	64,207,120
Brighton	170,939,704	169,915,875	169,886,187	163,685,906	165,144,831
Penfield	16,249,370	16,645,383	17,013,323	21,636,278 ⁽¹⁾	22,130,786
Victor	54,477,248	54,645,241	54,878,802	54,754,802	54,529,071
Total Assessed Valuations	<u>\$ 3,994,618,477</u>	<u>\$ 4,006,910,626</u>	<u>\$ 4,033,303,685</u>	<u>\$ 4,061,750,791</u>	<u>\$ 4,099,231,580</u>

State Equalization Rates

Towns of:					
Pittsford	100.00%	95.00%	91.00%	82.00%	72.00%
Perinton	100.00%	93.00%	93.00%	80.00%	71.00%
Mendon	98.00%	95.00%	93.00%	78.00%	68.00%
Brighton	100.00%	100.00%	95.00%	89.00%	70.00%
Penfield	90.00%	87.00%	85.00%	100.00% ⁽¹⁾	94.00%
Victor	100.00%	100.00%	99.00%	89.00%	79.00%
Total Taxable Full Valuation	<u>\$ 3,997,707,923</u>	<u>\$ 4,221,696,192</u>	<u>\$ 4,404,605,723</u>	<u>\$ 4,950,635,322</u>	<u>\$ 5,703,404,575</u>

⁽¹⁾ Significant change from prior year due to town-wide revaluation.

Source: District officials.

Tax Rate Per \$1,000 (Assessed)

<u>Fiscal Year Ending June 30:</u>	<u>2021</u>	<u>2022</u>	<u>2022</u>	<u>2023</u>	<u>2024</u>
Towns of:					
Pittsford	\$ 26.66	\$ 27.20	\$ 27.20	\$ 27.53	\$ 27.24
Perinton	27.24	26.61	26.61	28.21	27.61
Mendon	26.67	26.62	26.62	28.95	28.84
Brighton	25.33	26.06	26.06	25.37	28.01
Penfield	29.12	29.12	29.12	22.57 ⁽¹⁾	20.86
Victor	26.71	26.31	26.31	26.71	26.30

⁽¹⁾ Significant change from prior year due to town-wide revaluation.

Source: District officials.

Tax Levy and Tax Collection Record

<u>Fiscal Year Ending June 30:</u>	<u>2020</u>	<u>2021</u>	<u>2022</u>	<u>2023</u>	<u>2024</u>
Total Tax Levy	\$ 103,141,035	\$ 107,023,924	\$ 109,113,596	\$ 111,869,614	\$ 111,953,539
Amount Uncollected ⁽¹⁾	2,090,386	1,960,633	2,102,197	2,024,032	N/A
% Uncollected	2.03%	1.83%	1.93%	1.81%	N/A

⁽¹⁾ The District receives 100% of its tax levy each year. See "Tax Collection Procedures" herein.

Tax Collection Procedure

District taxes are due September 1st. If paid by September 30th, no penalty is imposed. A 2% penalty is charged if paid by the end of October, and a 5% penalty is charged if paid in November, prior to November 15th for Monroe County properties. Ontario County taxpayers pay a 2% penalty for October, with taxes accepted to October 31st only. At the end of the collection period, a list of all unpaid taxes is given to the County Treasurers for re-levy on County/Town tax rolls with additional penalties. The District is reimbursed by the Counties for all unpaid taxes to assure 100% collection of its tax levy each year.

Real Property Tax Revenues

The following table illustrates the percentage of total General Fund revenues of the School District for each of the below completed fiscal years, as well as budgeted figures for the 2023-2024 fiscal year comprised of Real Property Taxes and Tax Items.

<u>Fiscal Year</u>	<u>Total Revenues</u> ⁽¹⁾	<u>Total Real Property Taxes & Tax Items</u>	<u>Percentage of Total Revenues Consisting of Real Property Tax</u>
2018-2019	\$134,410,850	\$100,456,150	74.74%
2019-2020	137,620,204	103,194,018	74.98
2020-2021	138,696,193	107,061,713	77.19
2021-2022	144,497,331	109,131,155	75.52
2022-2023	153,193,221	111,945,192	73.07
2023-2024 (Budgeted)	153,465,460 ⁽²⁾	111,953,539	72.95

⁽¹⁾ Does not include interfund transfers.

⁽²⁾ Does not include \$2,046,992 of appropriated fund balance.

Source: 2018-2019 through and including the 2022-2023 audited financial statements and 2023-2024 adopted budget (unaudited) of the District.

Ten Largest Taxpayers – 2023 Assessment Roll for 2023-2024 District Tax Roll

<u>Name</u>	<u>Type</u>	<u>Full Valuation</u>
Rochester Gas & Electric Corp.	Utility	\$ 75,368,656
Pittsford Plaza SPE, LLC	Commercial	33,264,500
Highland Community Development Corp.	Senior Living Facility	31,908,100
Cloverwood Living Sr. Inc.	Senior Living Facility	24,556,200
Corporate Crossings	Office Space	19,271,000
ROC Office LLC	Commercial	18,950,000
99 Garnsey Road	Commercial	15,500,000
The Uniland Partnership	Real Estate	13,117,500
Wegman's Food Markets Inc.	Commercial	12,601,900
Widewaters ERA Hotel Prop LLC	Hotel	11,925,400

The ten larger taxpayers listed above have a total full valuation of \$256,463,256 which represents 4.50% of the 2023-2024 tax base of the District.

As of the date of this Official Statement, the District does not have any pending or outstanding tax certioraris that are known or expected to have a material impact on the District. A tax certiorari reserve is in place to cover any tax repayments that may be required.

Source: District Tax Rolls

STAR – School Tax Exemption

The STAR (School Tax Relief) program provides State-funded exemptions from school property taxes to homeowners for their primary residences. School districts are reimbursed by the State for real property taxes exempted pursuant to the STAR Program. Homeowners over 65 years of age with household adjusted gross incomes, less the taxable amount of total distributions from individual retirement accounts and individual retirement annuities (“STAR Adjusted Gross Income”) of \$98,700 or less in 2023-2024, increased annually according to a cost of living adjustment, are eligible for a “full value” exemption of the first \$81,400 for the 2023-24 school year (adjusted annually). Other homeowners with household STAR Adjusted Gross income not in excess of \$250,000 (\$500,000 in the case of a STAR credit, as discussed below) are eligible for a \$30,000 “full value” exemption on their primary residence.

The 2019-20 Enacted State Budget made several changes to the STAR program, which went into effect immediately. The changes are intended to encourage homeowners to switch from the STAR exemption to the STAR credit. The income limit for the exemption was lowered to \$250,000, compared with a \$500,000 limit for the credit. The amount received for the STAR exemption will remain the same each year, while the amount of the STAR credit can increase up to two percent annually. Homeowners with STAR Adjusted Gross Income of \$250,000 or less have the option to select the credit or the exemption.

The 2020-21 Enacted State Budget further modified the STAR program. Under such legislation, property owners with property tax delinquencies greater than one year are not eligible for the Basic STAR exemption or the Basic STAR credit. Recipients of the Enhanced STAR exemptions and credits are not impacted by this program; they may continue to receive STAR benefits even if their property taxes are delinquent. While former Governor Cuomo had issued various Executive Orders in response to the COVID-19 pandemic that temporarily precluded the State Tax Department from disallowing STAR exemptions or credits, the most recent of such Executive Orders expired on July 5, 2021.

The 2022-23 Enacted State Budget provided \$2.2 billion in State funding for a new one-year property tax relief credit, the Homeowner Tax Rebate Credit, for eligible low- and middle-income households, as well as eligible senior households. Under this program, basic STAR exemption and credit beneficiaries with incomes below \$250,000 and Enhanced STAR recipients are eligible for the property tax rebate where the benefit is a percentage of the homeowners’ existing STAR benefit.

The below table lists the basic and enhanced exemption amounts for the 2023-24 District tax roll for the municipalities applicable to the District:

<u>Municipality</u>	<u>Enhanced Exemption</u>	<u>Basic Exemption</u>	<u>Date Certified</u>
Town of:			
Pittsford	\$ 66,750	\$ 24,600	4/6/2023
Perinton	65,120	24,830	4/6/2023
Mendon	63,490	24,830	4/6/2023
Brighton	72,450	26,700	4/6/2023
Penfield	81,400	30,000	4/6/2023
Victor	72,450	26,700	4/6/2023

\$4,551,358 of the District’s \$111,869,614 school tax levy for the 2022-2023 fiscal year was exempt by the STAR Program. The District received full reimbursement of such exempt taxes from the State in January 2023.

\$3,960,957 of the District’s \$111,953,539 school tax levy for the 2023-2024 fiscal year is expected to be exempt by the STAR Program. The District expects to receive full reimbursement of such exempt taxes from the State in January 2024.

Additional Tax Information

Real property located in the District is assessed by the Towns.

Senior citizens’ exemptions and volunteer fire/ambulance exemptions are offered to those who qualify.

Total assessed valuation of the District is estimated to be categorized as follows: Agricultural-1%, Residential-97% and Commercial-2%.

The estimated total annual property tax bill of a \$175,000 market value residential property located in the District is approximately \$4,778 including School District taxes.

TAX LEVY LIMITATION LAW

On June 24, 2011, Chapter 97 of the Laws of 2011 was signed into law by the Governor (“Chapter 97” or the “Tax Levy Limitation Law”). The Tax Levy Limitation Law applies to all local governments, including school districts (with the exception of New York City, and the counties comprising New York City and school districts in New York City, Buffalo, Rochester, Syracuse, and Yonkers, the latter four of which are indirectly affected by applicability to their respective City.)

Prior to the enactment of the Tax Levy Limitation Law, there was no statutory limitation on the amount of real property taxes that a school district could levy as part of its budget if its budget had been approved by a simple majority of its voters. In the event the budget had been defeated by the voters, the school district was required to adopt a contingency budget. Under a contingency budget, school budget increases were limited to the lesser of four percent (4%) of the prior year’s budget or one hundred twenty percent (120%) of the consumer price index (“CPI”)

Chapter 97 requires that a school district submit its proposed tax levy to the voters each year beginning with the 2012-2013 fiscal year.

Chapter 97 restricts, among other things, the amount of real property taxes that may be levied by or on behalf of a school district in a particular year. It was set to expire on June 15, 2020 unless extended; however, recent legislation has made it permanent. Pursuant to the Tax Levy Limitation Law, the tax levy of a school district cannot increase by more than the lesser of (i) two percent (2%) or (ii) the annual increase in the CPI, over the amount of the prior year’s tax levy. Certain adjustments are permitted for taxable real property full valuation increases due to changes in physical or quantity growth in the real property base as defined in Section 1220 of the Real Property Tax Law. A school district can exceed the tax levy limitation for the coming fiscal year only if the voters of such school district first approve a tax levy by at least 60% affirmative vote of those voting to override such limitation for such coming fiscal year only. Tax levies that do not exceed the limitation will only require approval by at least 50% of those voting. In the event that the voters reject a tax levy and the district does not go out for a second vote, or if a second vote is likewise defeated, Chapter 97 provides that the tax levy for the new fiscal year may not exceed the tax levy for the prior fiscal year.

A school district’s calculation of each fiscal year’s tax levy limit is subject to review by the Commissioner of Education and the Commissioner of Taxation and Finance prior to adoption of each fiscal year budget.

There are exceptions for school districts to the tax levy limitation provided in Chapter 97, including expenditures made on account of certain tort settlements and certain increases in the average actuarial contribution rates of the New York State and Local Employees’ Retirement System and the Teachers’ Retirement System. School districts are also permitted to carry forward a certain portion of their unused levy limitation from a prior year.

There is also an exception for school districts for “Capital Local Expenditures” subject to voter approval where required by law. This term is defined in a manner that does not include certain items for which a school district may issue debt, including the payment of judgments or settled claims, including tax certiorari payments, and cashflow borrowings, including tax anticipation notes, revenue anticipation notes, budget notes and deficiency notes. “Capital Local Expenditures”, are defined as “the taxes associated with budgeted expenditures resulting from the financing, refinancing, acquisition, design, construction, reconstruction, rehabilitation, improvement, furnishing and equipping of or otherwise providing for school district capital facilities or school district capital equipment, including debt service and lease expenditures, and transportation capital debt service, subject to the approval of the qualified voters where required by law”. The portion of the tax levy necessary to support “Capital Local Expenditures” is defined as the “Capital Tax Levy”, and is an exclusion from the tax levy limitation, and is applicable to the Notes.

On February 20, 2013, the New York State United Teachers (“NYSUT”) and several individuals filed a lawsuit in State Supreme Court in Albany County seeking a declaratory judgment and a preliminary injunction that the Tax Levy Limitation Law is unconstitutional as it applies to public school districts. On September 23, 2014, a justice of the New York State Supreme Court dismissed each of NYSUT’s causes of action but granted NYSUT’s motion to amend the complaint. NYSUT subsequently served a second amended complaint seeking a preliminary injunction and challenging the Tax Levy Limitation Law as violative of the Education Article of the New York State Constitution, the Equal Protection and Due Process clauses and the First Amendment. On March 16, 2015 a New York State Supreme Court Justice denied NYSUT’s motion for a preliminary injunction and dismissed all causes of action contained in NYSUT’s second amended complaint. NYSUT appealed the decision to continue its challenge to the constitutionality of the Tax Levy Limitation Law. On May 5, 2016 the Appellate Division upheld the lower court dismissal, noting that while the State is required to provide the opportunity of a sound basic education, the Constitution “does not require that equal educational offerings be provided to every student”, and further noted “the legitimate government interest of restraining crippling property tax increases”. An appeal by NYSUT was dismissed on October 20, 2016 by the Court of Appeals, New York’s highest court, on the ground that no substantial constitutional question was directly involved and thereafter leave to appeal was denied on January 14, 2017 by the Court of Appeals.

STATUS OF INDEBTEDNESS

Constitutional Requirements

The New York State Constitution limits the power of the District (and other municipalities and certain school districts of the State) to issue obligations and to contract indebtedness. Such constitutional limitations in summary form and as generally applicable to the District include the following:

Purpose and Pledge. The District shall not give or loan any money or property to or in aid of any individual or private undertaking or give or loan its credit to or in aid of any of the foregoing or any public corporation.

The District may contract indebtedness only for a District purpose and shall pledge its faith and credit for the payment of principal of and interest thereon.

Payment and Maturity. Except for certain short-term indebtedness contracted in anticipation of taxes or to be paid within three fiscal year periods, indebtedness shall be paid in annual installments commencing no later than two years after the date such indebtedness shall have been contracted and ending no later than the expiration of the period of probable usefulness of the object or purpose as determined by statute; unless substantially level or declining annual debt service is authorized by the Board of Education and utilized, no installment may be more than fifty percent in excess of the smallest prior installment. The District is required to provide an annual appropriation for the payment of interest due during the year on its indebtedness and for the amounts required in such year for amortization and redemption of its serial bonds and such required annual installments on its notes.

Statutory Procedure

In general, the State Legislature has, by the enactment of the Local Finance Law, authorized the powers and procedure for the District to borrow and incur indebtedness subject, of course, to the constitutional provisions set forth above. The power to spend money, however, generally derives from other law, including the Education Law.

The District is generally required by such laws to submit propositions for the expenditure of money for capital purposes to the qualified electors of the District. Upon approval thereby, the Board of Education may adopt a bond resolution authorizing the issuance of bonds, and notes in anticipation of the bonds.

Debt Limit. The District has the power to contract indebtedness for any District purpose authorized by the Legislature of the State of New York provided the aggregate principal amount thereof shall not exceed ten per centum of the full valuation of the taxable real estate of the District and subject to certain enumerated deductions such as State aid for building purposes. The statutory method for determining full valuation is by taking the assessed valuation of taxable real estate for the last completed assessment roll and applying thereto the equalization rate which such assessed valuation bears to the full valuation; such rate is determined by the State Office of Real Property Services. The Legislature prescribes the manner by which such rate shall be determined.

The Local Finance Law also provides that where a bond resolution is published with a statutory form of notice, the validity of the bonds authorized thereby, including bond anticipation notes issued in anticipation of the sale thereof, may be contested only if:

- (1) Such obligations are authorized for a purpose for which the District is not authorized to expend money, or
 - (2) There has not been substantial compliance with the provisions of law which should have been complied within the authorization of such obligations
- and an action contesting such validity, is commenced within twenty days after the date of such publication or,
- (3) Such obligations are authorized in violation of the provisions of the Constitution.

Except on rare occasions, the District complies with this estoppel procedure. It is a procedure that is recommended by Bond Counsel, but it is not an absolute legal requirement.

The Board of Education, as the finance board of the District, has the power to enact bond resolutions. In addition, such finance board has the power to authorize the sale and issuance of obligations. However, such finance board may delegate the power to sell the obligations to the President of the Board of Education, the chief fiscal officer of the District, pursuant to the Local Finance Law.

The District is further subject to constitutional limitation by the general constitutionally imposed duty on the State Legislature to restrict the power of taxation and contracting indebtedness; however, the State Legislature is prohibited by a specific constitutional provision from restricting the power of the District to levy taxes on real estate for the payment of interest on or principal of indebtedness theretofore contracted.

Debt Outstanding End of Fiscal Year

<u>Fiscal Years Ending:</u>	<u>2019</u>	<u>2020</u>	<u>2021</u>	<u>2022</u>	<u>2023</u>
Bonds	\$ 67,305,000	\$ 60,210,000	\$ 52,790,000	\$ 45,030,000	\$ 35,335,000
Bond Anticipation Notes	0	0	0	0	0
Energy Performance Contract ⁽¹⁾	<u>1,261,505</u>	<u>430,689</u>	<u>0</u>	<u>0</u>	<u>0</u>
Total Debt Outstanding	<u>\$ 68,566,505</u>	<u>\$ 60,640,689</u>	<u>\$ 52,790,000</u>	<u>\$ 45,030,000</u>	<u>\$ 35,335,000</u>

⁽¹⁾ Energy Performance Contracts are subject to appropriation but do not involve a pledge of faith and credit of the District, and therefore do not technically constitute indebtedness of the District.

Details of Outstanding Indebtedness

The following table sets forth the indebtedness of the District evidenced by bonds and notes as of November 27, 2023:

<u>Type of Indebtedness</u>	<u>Maturity</u>	<u>Amount</u>
<u>Bonds</u>	2024-2034	\$ 35,335,000
<u>Bond Anticipation Notes:</u>	--	<u>0</u>
	Total Indebtedness	<u>\$ 35,335,000</u>

Debt Statement Summary

Summary of Indebtedness, Debt Limit and Net Debt-Contracting Margin as of November 27, 2023:

Full Valuation of Taxable Real Property	\$ 5,703,404,575
Debt Limit 10% thereof	570,340,457

Inclusions:

Bonds.....	\$ 35,335,000
Bond Anticipation Notes	<u>0</u>
Total Inclusions	<u>\$ 35,335,000</u>

Exclusions:

State Building Aid ⁽¹⁾	<u>\$ 0</u>
Total Exclusions	<u>\$ 0</u>

Total Net Indebtedness \$ 35,335,000

Net Debt-Contracting Margin \$ 535,005,457

The percent of debt contracting power exhausted is 6.20%

⁽¹⁾ Pursuant to the Provisions of Chapter 760 of the Laws of New York State of 1963, the School District receives aid on existing bonded debt. Since the gross indebtedness of the School District is within the debt limit, the School District is not required to apply for a Building aid Estimate. Over the years, the building aid ratio has been adjusted based on State legislative changes with an effective date tied to voter authorization dates. Based on preliminary 2023-2024 Building Aid Ratios, the School District anticipates State Building aid of 74.9% for debt service on SED approved expenditures from July 1, 2004 to the present. The School District has no reason to believe that it will not ultimately receive all of the Building aid it anticipates, however, no assurance can be given as to when and how much Building aid the School District will receive in relation to its capital project indebtedness.

Note: The State Constitution does not provide for the inclusion of tax anticipation or revenue anticipation notes in the computation of the net indebtedness of the District.

Bonded Debt Service

A schedule of bonded debt service may be found in “APPENDIX – B” to this Official Statement.

Cash Flow Borrowings

The District, historically, does not issue tax anticipation notes and/or revenue anticipation notes, and does not expect to issue such notes in the foreseeable future.

Capital Project Plans

On March 28, 2023, District voters approved a capital improvement project in the amount of \$69,822,169. The core of the work includes fortifying main entrances with double-door vestibules, securing large areas of assembly with intruder locks, and installing emergency generators at each of the District’s nine school buildings. The capital project will be funded with a combination of State building aid, \$14,000,000 capital reserve funds of the District and the balance of \$55,822,169 to be financed through the issuance of bond anticipation notes and serial bonds. The District is currently in the design phase with construction anticipated to begin in the spring/summer of 2024. The Notes will provide \$3,100,000 new money for design phase expenses and is the initial borrowing against this authorization. Additional borrowings will commence upon approval from the State Education Department and as the project’s cash flow needs warrant.

There are currently no other capital projects authorized or contemplated by the District at this time.

Estimated Overlapping Indebtedness

In addition to the District, the following political subdivisions have the power to issue obligations and to levy taxes or cause taxes to be levied on taxable real property in the District. Estimated bonds and bond anticipation notes are listed as of the close of the respective fiscal years of the municipalities listed below.

<u>Municipality</u>	<u>Status of Debt as of</u>	<u>Gross Indebtedness</u> ⁽¹⁾	<u>Exclusions</u> ⁽²⁾	<u>Net Indebtedness</u>	<u>District Share</u>	<u>Applicable Indebtedness</u>
County of:						
Monroe	12/31/2021	\$ 672,439,794	\$ 5,948,223	\$ 666,491,571	8.65%	\$ 57,651,521
Ontario	12/31/2021	20,690,000	-	20,690,000	0.52%	107,588
Town of:						
Brighton	12/31/2021	7,735,335	-	7,735,335	5.55%	429,311
Mendon	12/31/2021	1,670,000	790,000	880,000	6.51%	57,288
Penfield	12/31/2021	8,345,000	7,915,000	430,000	0.51%	2,193
Perinton	12/31/2021	18,340,000	18,340,000	-	14.31%	-
Pittsford	12/31/2021	17,063,628	-	17,063,628	93.86%	16,015,921
Victor	12/31/2021	9,885,000	162,000	9,723,000	2.58%	250,853
Village of:						
Pittsford	5/31/2022	308,394	158,394	150,000	100.00%	150,000
Total:						<u>\$ 74,664,676</u>

Notes:

- (1) Outstanding bonds and bond anticipation notes. Not adjusted to include subsequent bond or note sales, if any.
- (2) Water and sewer debt and / or appropriations. Pursuant to the Local Finance Law, this indebtedness is excluded from the constitutional debt limit.

Source: Most recent available State Comptroller’s Special Report on Municipal Affairs for Local Finance Years Ended in 2021 for the counties and towns and 2022 for the villages.

Debt Ratios

The following table sets forth certain ratios relating to the District's indebtedness as of November 27, 2023:

	<u>Amount</u>	<u>Per Capita</u> ^(a)	<u>Percentage of Full Value</u> ^(b)
Net Indebtedness ^(c)	\$ 35,335,000	\$ 1,031.29	0.62%
Net Indebtedness Plus Net Overlapping Indebtedness ^(d)	109,999,676	3,210.45	1.93

(a) The 2021 estimated population of the District is 34,263. (See "THE SCHOOL DISTRICT – Population" herein.)

(b) The District's full value of taxable real estate for 2023-2024 is \$5,703,404,575. (See "TAX INFORMATION – Taxable Assessed Valuations" herein.)

(c) See "Debt Statement Summary" herein.

(d) Estimated net overlapping indebtedness is \$74,664,676. (See "Estimated Overlapping Indebtedness" herein.)

Note: The above ratios do not take into account State building aid the District will receive for past and current construction building projects.

SPECIAL PROVISIONS AFFECTING REMEDIES UPON DEFAULT

State Aid Intercept for School Districts. In the event of a default in the payment of the principal of and/or interest on the Notes, the State Comptroller is required to withhold, under certain conditions prescribed by Section 99-b of the State Finance Law, State aid and assistance to the School District and to apply the amount thereof so withheld to the payment of such defaulted principal and/or interest, which requirement constitutes a covenant by the State with the holders from time to time of the Notes. The covenant between the State of New York and the purchasers and the holders and owners from time to time of the notes and bonds issued by the school districts in the State for school purposes provides that it will not repeal, revoke or rescind the provisions of Section 99-b, or amend or modify the same so as to limit, impair or impede the rights and remedies granted thereby.

Said section provides that in the event a holder or owner of any bond and/or note issued by a school district for school purposes shall file with the State Comptroller a verified statement describing such bond and/or note and alleging default in the payment thereof or the interest thereon or both, it shall be the duty of the State Comptroller to immediately investigate the circumstances of the alleged default and prepare and file in his office a certificate setting forth his determinations with respect thereto and to serve a copy thereof by registered mail upon the chief fiscal officer of the school district which issued the bond. Such investigation by the State Comptroller shall cover the current status with respect to the payment of principal of and interest on all outstanding bonds and/or notes of such school district issued for school purposes and the statement prepared and filed by the State Comptroller shall set forth a description of all such bonds and/or notes of the school district found to be in default and the amount of principal and interest thereon past due.

Upon the filing of such a certificate in the office of the State Comptroller, he shall thereafter deduct and withhold from the next succeeding allotment, apportionment or payment of such State aid or assistance due to such school district such amount thereof as may be required to pay (a) the school district's contribution to the State teachers retirement system, and (b) the principal of and interest on such bonds and/or notes of such school district then in default. In the event such State aid or assistance initially so withheld shall be insufficient to pay said amounts in full, the State Comptroller shall similarly deduct and withhold from each succeeding allotment, apportionment or payment of such State aid or assistance due such school district such amount or amounts thereof as may be required to cure such default. Allotments, apportionments and payments of such State aid so deducted or withheld by the State Comptroller for the payment of principal and interest on bonds and/or notes shall be forwarded promptly to the paying agent or agents for the bonds and/or notes in default of such school district for the sole purpose of the payment of defaulted principal of and interest on such bonds and/or notes. If any of such successive allotments, apportionments or payments of such State Aid so deducted or withheld shall be less than the amount of all principal and interest on the bonds and/or notes in default with respect to which the same was so deducted or withheld, then the State Comptroller shall promptly forward to each paying agent an amount in the proportion that the amount of such bonds and/or notes in default payable to such paying agent bears to the total amount of the principal and interest then in default on such bonds and/or notes of such school district. The State Comptroller shall promptly notify the chief fiscal officer of such school district of any payment or payments made to any paying agent or agents of defaulted bonds and/or notes pursuant to said Section 99-b.

General Municipal Law Contract Creditors' Provision. Each Note when duly issued and paid for will constitute a contract between the School District and the holder thereof. Under current law, provision is made for contract creditors of the School District to enforce payments upon such contracts, if necessary, through court action. Section 3-a of the General Municipal Law provides, subject to exceptions not pertinent, that the rate of interest to be paid by the School District upon any judgment or accrued claim against it on an amount adjudged due to a creditor shall not exceed nine per centum per annum from the date due to the date of payment. This provision might be construed to have application to the holders of the Notes in the event of a default in the payment of the principal of and interest on the Notes.

Execution/Attachment of Municipal Property. As a general rule, property and funds of a municipal corporation serving the public welfare and interest have not been judicially subjected to execution or attachment to satisfy a judgment, although judicial mandates have been issued to officials to appropriate and pay judgments out of certain funds or the proceeds of a tax levy. In accordance with the general rule with respect to municipalities, judgments against the School District may not be enforced by levy and execution against property owned by the School District.

Authority to File for Municipal Bankruptcy. The Federal Bankruptcy Code allows public bodies, such as municipalities, recourse to the protection of a Federal Court for the purpose of adjusting outstanding indebtedness. Section 85.80 of the Local Finance Law contains specific authorization for any municipality in the State or its emergency control board to file a petition under any provision of Federal bankruptcy law for the composition or adjustment of municipal indebtedness. While this Local Finance Law provision does not apply to school districts, there can be no assurance that it will not be made so applicable in the future.

Constitutional Non-Appropriation Provision. There is in the Constitution of the State, Article VIII, Section 2, the following provision relating to the annual appropriation of monies for the payment of due principal of and interest on indebtedness of every county, city, town, village and school district in the State: "If at any time the respective appropriating authorities shall fail to make such appropriations, a sufficient sum shall be set apart from the first revenues thereafter received and shall be applied to such purposes. The fiscal officer of any county, city, town, village or school district may be required to set aside and apply such revenues as aforesaid at the suit of any holder of obligations issued for any such indebtedness." This constitutes a specific non-exclusive constitutional remedy against a defaulting municipality or school district; however, it does not apply in a context in which monies have been appropriated for debt service but the appropriating authorities decline to use such monies to pay debt service. However, Article VIII, Section 2 of the Constitution of the State also provides that the fiscal officer of any county, city, town, village or school district may be required to set apart and apply such revenues at the suit of any holder of any obligations of indebtedness issued with the pledge of the faith of the credit of such political subdivision. See "General Municipal Law Contract Creditors' Provision" herein.

The Constitutional provision providing for first revenue set asides does not apply to tax anticipation notes, revenue anticipation notes or bond anticipation notes, including the notes.

Default Litigation. In prior years, certain events and legislation affecting a holder's remedies upon default have resulted in litigation. While courts of final jurisdiction have upheld and sustained the rights of bondholders, such courts might hold that future events including financial crises as they may occur in the State and in political subdivisions of the State require the exercise by the State or its political subdivisions of emergency and police powers to assure the continuation of essential public services prior to the payment of debt service.

No Past Due Debt. No principal of or interest on School District indebtedness is past due.

MARKET AND RISK FACTORS

There are various forms of risk associated with investing in the Notes. The following is a discussion of certain events that could affect the risk of investing in the Notes. In addition to the events cited herein, there are other potential risk factors that an investor must consider. In order to make an informed investment decision, an investor should be thoroughly familiar with the entire Official Statement, including its appendices, as well as all areas of potential risk.

The financial condition of the District as well as the market for the Notes could be affected by a variety of factors, some of which are beyond the District's control. There can be no assurance that adverse events in the State or in other jurisdictions in the country, including, for example, the seeking by a municipality or large taxable property owner of remedies pursuant to the Federal Bankruptcy Code or otherwise, will not occur which might affect the market price of and the market for the Notes. If a significant default or other financial crisis should occur in the affairs of the State or any of its agencies or political subdivisions thereby further impairing the acceptability of obligations issued by borrowers within the State, both the ability of the District to arrange for additional borrowings, and the market for and market value of outstanding debt obligations, including the Notes, could be adversely affected.

The District is dependent in part on financial assistance from the State. However, if the State should experience difficulty in borrowing funds in anticipation of the receipt of State taxes in order to pay State aid to municipalities and school districts in the State, including the District, in any year, the District may be affected by a delay, until sufficient taxes have been received by the State to make State aid payments to the District. (See also "THE SCHOOL DISTRICT – State Aid").

The enactment of the Tax Levy Limitation Law, which imposes a tax levy limitation upon municipalities, school districts and fire districts in the State, including the District, could have an impact upon the market price of the Notes. See "TAX LEVY LIMITATION LAW" herein.

Current and future legislative proposals, if enacted into law, or clarification of the Internal Revenue Code of 1986, as amended (the "Code") or court decisions may cause interest on the Notes to be subject, directly or indirectly, to federal income taxation or to be subject to or exempted from state income taxation, or otherwise prevent the beneficial owners of the Notes from realizing the full current benefit of the tax status of such interest. No assurance can be given that pending or future legislation or amendments to the Code, if enacted into law, or any proposed legislation or amendments to the Code, will not adversely affect the value of the Notes, or the tax status of interest on the Notes. See "TAX MATTERS" herein.

Cybersecurity. The District, like many other public and private entities, relies on a large and complex technology environment to conduct its operations. As such, it may face multiple cybersecurity threats including, but not limited to, hacking, viruses, malware and other attacks on computer or other sensitive digital systems and networks. There can be no assurances that any security and operational control measures implemented by the District will be completely successful to guard against and prevent cyber threats and attacks. The result of any such attacks could impact business operations and/or digital networks and systems and the costs of remedying any such damage could be significant.

COVID-19. An outbreak of disease or similar public health threat, such as the COVID-19 outbreak, or fear of such an event, could have an adverse impact on the District's financial condition and operating results by potentially delaying the receipt of real property taxes or resulting in a delay or reduction by the State in the payment of State aid. Currently, the spread of COVID-19, a respiratory disease caused by a new strain of coronavirus, has spread globally, including to the United States, and has been declared a pandemic by the World Health Organization. A new outbreak of the disease could have a material adverse effect on the State and municipalities and school districts located in the State, including the District. (See also "THE SCHOOL DISTRICT – State Aid").

TAX MATTERS

In the opinion of Harris Beach PLLC, Pittsford, New York, Bond Counsel to the District, based on existing statutes, regulations, administrative rulings and court decisions and assuming compliance by the District with certain covenants and the accuracy of certain representations, interest on the Notes is excluded from gross income for Federal income tax purposes. Bond counsel is of the further opinion that interest on the Notes is not an "item of tax preference" for purposes of the Federal alternative minimum tax on individuals. However, for tax years beginning after December 31, 2022, the Code imposes a federal corporate alternative minimum tax equal to 15 percent of the "adjusted financial statement income" of corporations (other than S corporations, regulated investment companies and real estate investment trusts) having an average annual "adjusted financial statement income" for the 3-taxable-year period ending with the tax year that exceeds \$1,000,000,000. Interest on tax-exempt obligations such as the Notes is included in the computation of a corporation's "adjusted financial statement income".

The Internal Revenue Code of 1986, as amended (the "Code"), imposes various limitations, conditions and other requirements which must be met at, and subsequent to the date of issue, of the Notes in order for interest on the Notes to be and remain excluded from gross income for Federal income tax purposes. Included among these requirements are restrictions on the investment and use of proceeds of the Notes and in certain circumstances, payment of amounts in respect of such proceeds to the Federal government. Failure to comply with the requirement of the Code may cause interest on the Notes to be includable in gross income for purposes of Federal income tax, possibly from the date of issuance of the Notes. In the arbitrage and use of proceeds certificate to be executed in connection with the issuance of the Notes, the District will covenant to comply with certain procedures and will make certain representations and certifications, designed to assure satisfaction of the requirements of the Code with respect to the Notes. The opinion of Bond Counsel assumes compliance with such covenants and the accuracy, in all material respects, of such representations and certificates.

Prospective purchasers of the Notes should be aware that ownership of the Notes, and the accrual or receipt of interest thereon, may have collateral Federal income tax consequences for certain taxpayers, including financial institutions, property and casualty insurance companies, S corporations, certain foreign corporations, individual recipients of Social Security or Railroad benefits and taxpayers who may be deemed to have incurred or continued indebtedness to purchase or carry such obligations. Prospective purchasers should consult their tax advisors as to any possible collateral consequences of their ownership of the Notes and their accrual or receipt of interest thereon. Bond Counsel expresses no opinion regarding any such collateral Federal income tax consequences.

The Notes will be designated as "qualified tax-exempt obligations" pursuant to Section 265(b)(3) of the Code.

In the opinion of Bond Counsel, interest on the Notes is exempt from personal income taxes imposed by the State or any political subdivision thereof (including The City of New York).

Bond Counsel has not undertaken to determine (or to inform any person) whether any actions taken (or not taken) or events occurring (or not occurring) after the date of issuance and delivery of the Notes may affect the tax status of interest on the Notes.

No assurance can be given that any future legislation or governmental actions, including amendments to the Code or State income tax laws, regulations, administrative rulings, or court decisions, will not, directly or indirectly, cause interest on the Notes to be subject to Federal, State or local income taxation, or otherwise prevent Noteholders from realizing the full current benefit of the tax status of such interest. Further, no assurance can be given that the introduction or enactment of any such future legislation, or any judicial decision or action of the Internal Revenue Service or any State taxing authority, including, but not limited to, the promulgation of a regulation or ruling, or the selection of the Notes for audit examination or the course or result of an audit examination of the Notes or of obligations which present similar tax issues, will not affect the market price, value or marketability of the Notes. Prospective purchasers of the Notes should consult their own tax advisors regarding the foregoing matters.

All summaries and explanations of provisions of law do not purport to be complete and reference is made to such laws for full and complete statements of their provisions.

ALL PROSPECTIVE PURCHASERS OF THE NOTES SHOULD CONSULT WITH THEIR TAX ADVISOR IN ORDER TO UNDERSTAND THE IMPLICATIONS OF THE CODE AS TO THE TAX CONSEQUENCES OF PURCHASING OR HOLDING THE NOTES.

LEGAL MATTERS

The legality of the authorization and issuance of the Notes will be covered by the approving legal opinion of Harris Beach PLLC, Pittsford, New York, Bond Counsel to the District. Such legal opinion will state that in the opinion of Bond Counsel (i) the Notes have been authorized and issued in accordance with the Constitution and statutes of the State of New York and constitute valid and legally binding general obligations of the District, all the taxable property within which is subject to the levy of ad valorem taxes to pay the Notes and interest thereon, without limitation as to rate or amount (see "TAX LEVY LIMITATION LAW" herein); provided, that the enforceability (but not the validity) of the Notes may be limited by any applicable existing or future bankruptcy, insolvency or other law (State or Federal) affecting the enforcement of creditors' rights; (ii) under existing statutes, regulations, administrative rulings and court decisions, interest on the Notes is excluded from the gross income of the owners thereof for Federal income tax purposes, is not an "item of tax preference" for purposes of the Federal alternative minimum taxes imposed on individuals, however, for tax years beginning after December 31, 2022, interest on the Notes held by certain corporations that are subject to the Federal corporate alternative minimum tax is included in the computation of "adjusted financial statement income" for purposes of the Federal alternative minimum tax imposed on such corporations; (iii) interest on the Notes is exempt from personal income taxes imposed by the State of New York or any political subdivision thereof (including The City of New York); and (iv) based upon Bond Counsel's examination of law and review of the arbitrage and use of proceeds certificate executed by the President of the Board of Education of the District pursuant to Section 148 of the Code and the regulations thereunder, the facts, estimates and circumstances as set forth in said arbitrage certificate are sufficient to satisfy the criteria which are necessary under Section 148 of the Code to support the conclusion that the Notes will not be "arbitrage bonds" within the meaning of said section, and no matters have come to Bond Counsel's attention which makes unreasonable or incorrect the representations made in said arbitrage certificate. Bond Counsel expresses no opinion regarding Federal or State income tax consequences arising with respect to the Notes.

Such legal opinion will also state that (i) in rendering the opinion expressed therein, Bond Counsel has assumed the accuracy and truthfulness of all public records, documents and proceedings examined by Bond Counsel which have been executed or certified by public officials acting within the scope of their official capacities, and has not verified the accuracy or truthfulness thereof, and Bond Counsel also has assumed the accuracy of the signatures appearing upon such public records, documents and proceedings and such certifications; (ii) the scope of Bond Counsel's engagement in relation to the issuance of the Notes has extended solely to the examination of the facts and law incident to rendering the opinions expressed therein; (iii) the opinions expressed therein are not intended and should not be construed to express or imply any conclusion that the amount of real property subject to taxation within the boundaries of the District together with other legally available sources of revenue, if any, will be sufficient to enable the District to pay the principal of and interest on the Notes as the same respectively become due and payable; (iv) reference should be made to the Official Statement for factual information which, in the judgment of the District, would materially affect the ability of the District to pay such principal and interest; and (v) while Bond Counsel has participated in the preparation of the Official Statement, Bond Counsel has not verified the accuracy, completeness or fairness of the factual information contained therein and, accordingly, no opinion is expressed by Bond Counsel as to whether the District, in connection with the sale of the Notes has made any untrue statement of a material fact, or omitted to state a material fact necessary in order to make any statements made, in the light of the circumstances under which they were made, not misleading.

LITIGATION

The District is subject to a number of lawsuits in the ordinary conduct of its affairs. The District does not believe, however, that such suits, individually or in the aggregate, are likely to have a material adverse effect on the financial condition of the District.

The District is the subject of a claim under the New York Child Victims Act but it is not expected to have a material impact on the District's financial status.

There is no action, suit, proceedings or investigation, at law or in equity, before or by any court, public board or body pending or, to the best knowledge of the District, threatened against or affecting the District to restrain or enjoin the issuance, sale or delivery of bond or the levy and collection of taxes or assessments to pay same, or in any way contesting or affecting the validity of bonds or any proceedings or authority of the District taken with respect to the authorization, issuance or sale of bonds or contesting the corporate existence or boundaries of the District.

CONTINUING DISCLOSURE

In order to assist the purchasers in complying with Rule 15c2-12 promulgated by the Securities and Exchange Commission under the Securities Exchange Act of 1934, as amended ("Rule 15c2-12"), the District will enter into an Undertaking to Provide Notice of Certain Events, descriptions of which is attached hereto as "APPENDIX – C."

Historical Compliance

The District is in compliance in all material respects within the last five years with all previous undertakings made pursuant to the Rule 15c2-12.

MUNICIPAL ADVISOR

Fiscal Advisors & Marketing, Inc. (the "Municipal Advisor"), is a Municipal Advisor, registered with the Securities and Exchange Commission and the Municipal Securities Rulemaking Board. The Municipal Advisor serves as independent municipal advisor to the District on matters relating to debt management. The Municipal Advisor is a municipal advisory and consulting organization and is not engaged in the business of underwriting, marketing, or trading municipal securities or any other negotiated instruments. The Municipal Advisor has provided advice as to the plan of financing and the structuring of the Notes. The advice on the plan of financing and the structuring of the Notes was based on materials provided by the District and other sources of information believed to be reliable. The Municipal Advisor has not audited, authenticated, or otherwise verified the information provided by the District or the information set forth in this Official Statement or any other information available to the District with respect to the appropriateness, accuracy, or completeness of disclosure of such information and no guarantee, warranty, or other representation is made by the Municipal Advisor respecting the accuracy and completeness of or any other matter related to such information and this Official Statement. The fees to be paid by the District to the Municipal Advisor are partially contingent on the successful closing of the Notes.

RATING

The Notes are not rated. The purchaser(s) of the Notes may choose to have a rating completed after the sale at the expense of the purchaser(s), including any fees to be incurred by the District, as such rating action will result in a material event notification to be posted to EMMA which is required by the District's Continuing Disclosure Undertakings. (See "MATERIAL EVENT NOTICES" herein.)

Moody's Investors Service ("Moody's") has assigned their rating of "Aa1" to the District's outstanding serial bonds. This rating reflects only the view of Moody's and any desired explanation of the significance of such rating should be obtained from Moody's Investors Service, 7 World Trade Center, 250 Greenwich St., New York, New York 10007. Phone: (212) 553-0038, Fax: (212) 553-1390.

Generally, rating agencies base their ratings on the information and materials furnished to it and on investigations, studies and assumptions by the respective rating agency. There is no assurance that a particular rating will apply for any given period of time or that it will not be lowered or withdrawn entirely if, in the judgment of the agency originally establishing the rating, circumstances so warrant. Any downward revision or withdrawal of the rating of the outstanding bonds may have an adverse effect on the market price of the bonds.

MISCELLANEOUS

So far as any statements made in this Official Statement involve matters of opinion or estimates whether or not expressly stated, they are set forth as such and not as representations of fact, and no representation is made that any of the statements will be realized. Neither this Official Statement nor any statement which may have been made verbally or in writing is to be construed as a contract with the holders of the Notes.

Statements in this official statement, and the documents included by specific reference, that are not historical facts are forward-looking statements, which are based on the District management's beliefs as well as assumptions made by, and information currently available to, the District's management and staff. Because the statements are based on expectations about future events and economic performance and are not statements of fact, actual results may differ materially from those projected. Important factors that could cause future results to differ include legislative and regulatory changes, changes in the economy, and other factors discussed in this and other documents that the District's files with the repositories. When used in District documents or oral presentation, the words "anticipate", "estimate", "expect", "objective", "projection", "forecast", "goal", or similar words are intended to identify forward-looking statements.

To the extent any statements made in this Official Statement involve matters of opinion or estimates, whether or not expressly stated, they are set forth as such and not as representations of fact, and no representation is made that any of the statements will be realized. Neither this Official Statement nor any statement which may have been made verbally or in writing is to be construed as a contract with the holder of the Notes.

Harris Beach PLLC, Pittsford, New York, Bond Counsel to the District, expresses no opinions as to the accuracy or completeness of information in any documents prepared by or on behalf of the District for use in connection with the offer and sale of the Notes, including but not limited to, the financial or statistical information in this Official Statement.

References herein to the Constitution of the State and various State and federal laws are only brief outlines of certain provisions thereof and do not purport to summarize or describe all of such provisions.

Concurrently with the delivery of the Notes, the District will furnish a certificate to the effect that as of the date of the Official Statement, the Official Statement did not contain any untrue statement of a material fact or omit to state a material fact necessary to make the statements herein, in the light of the circumstances under which they were made, not misleading, subject to a limitation as to information in the Official Statement obtained from sources other than the District.

The Official Statement is submitted only in connection with the sale of the Notes by the District and may not be reproduced or used in whole or in part for any other purpose.

The District hereby disclaims any obligation to update developments of the various risk factors or to announce publicly any revision to any of the forward-looking statements contained herein or to make corrections to reflect future events or developments except to the extent required by Rule 15c2-12 promulgated by the Securities and Exchange Commission.

Fiscal Advisors & Marketing, Inc. may place a copy of this Official Statement on its website at www.fiscaladvisors.com. Unless this Official Statement specifically indicates otherwise, no statement on such website is included by specific reference or constitutes a part of this Official Statement. Fiscal Advisors & Marketing, Inc. has prepared such website information for convenience, but no decisions should be made in reliance upon that information. Typographical or other errors may have occurred in converting original source documents to digital format, and neither the District nor Fiscal Advisors & Marketing, Inc. assumes any liability or responsibility for errors or omissions on such website. Further, Fiscal Advisors & Marketing, Inc. and the District disclaim any duty or obligation either to update or to maintain that information or any responsibility or liability for any damages caused by viruses in the electronic files on the website. Fiscal Advisors & Marketing, Inc. and the District also assume no liability or responsibility for any errors or omissions or for any updates to dated website information.

The District's contact information is as follows: Mr. Michael Vespi, Assistant Superintendent for Business, Pittsford Central School District, Business Office, Barker Road East Offices, 75 Barker Road, Pittsford, New York 14534, Phone (585) 267-1053, Fax: (585) 381-9368, Email michael_vespi@pittsford.monroe.edu

Additional copies of the Notice of Sale and the Official Statement may be obtained upon request from the offices of Fiscal Advisors & Marketing, Inc., telephone number (315) 752-0051, or at www.fiscaladvisors.com

PITTSFORD CENTRAL SCHOOL DISTRICT

Dated: November 27, 2023

ROBIN SCOTT
President of the Board of Education and
Chief Fiscal Officer

GENERAL FUND

Balance Sheets

Fiscal Years Ending June 30:

	<u>2019</u>	<u>2020</u>	<u>2021</u>	<u>2022</u>	<u>2023</u>
<u>ASSETS</u>					
Cash and cash equivalents	\$ 48,620,804	\$ 53,890,958	\$ 51,848,285	\$ 56,699,194	\$ 62,784,138
Due from Other Funds	1,366,412	930,409	1,070,856	1,154,810	2,198,099
Receivables	3,405,765	4,084,471	3,911,206	4,521,578	4,829,432
Prepaid Items	57,339	50,387	42,802	42,529	33,388
Deferred Expenditures	-	-	-	-	-
TOTAL ASSETS	\$ 53,450,320	\$ 58,956,225	\$ 56,873,149	\$ 62,418,111	\$ 69,845,057
<u>LIABILITIES AND FUND EQUITY</u>					
Accounts Payable	\$ 1,562,189	\$ 1,499,139	\$ 1,394,777	\$ 1,185,438	\$ 2,076,534
Accrued Liabilities	551,716	510,345	538,263	711,874	655,254
Due to Other Funds	2,525,538	3,177,353	884,556	1,858,484	14,585,430
Due to Other Governments	-	-	253,328	253,328	253,328
Due to Teachers' Retirement System	5,070,671	4,395,512	4,906,153	5,236,578	5,603,186
Due to Employee Retirement System	630,701	626,670	617,136	534,311	654,790
Deferred Revenues	-	564	-	-	-
Other Liabilities	-	-	1,233,128	1,086,217	955,262
Compensated Absences	571,169	659,316	666,075	629,597	634,569
TOTAL LIABILITIES	\$ 10,911,984	\$ 10,868,899	\$ 10,493,416	\$ 11,495,827	\$ 25,418,353
<u>FUND EQUITY</u>					
Nonspendable	\$ 57,339	\$ 50,387	\$ 42,802	\$ 42,529	\$ 33,388
Restricted	33,740,679	37,934,767	35,569,766	40,584,074	34,062,313
Assigned	3,272,754	4,572,492	5,010,143	4,311,728	4,110,505
Unassigned	5,467,564	5,529,680	5,757,022	5,983,953	6,220,498
TOTAL FUND EQUITY	42,538,336	48,087,326	46,379,733	50,922,284	44,426,704
TOTAL LIABILITIES & FUND EQUITY	\$ 53,450,320	\$ 58,956,225	\$ 56,873,149	\$ 62,418,111	\$ 69,845,057

Source: Audited financial reports of the District. This Appendix is not itself audited.

GENERAL FUND

Revenues, Expenditures and Changes in Fund Balance

Fiscal Years Ending June 30:	<u>2019</u>	<u>2020</u>	<u>2021</u>	<u>2022</u>	<u>2023</u>
REVENUES					
Real Property Taxes & Tax Items	\$ 100,456,150	\$ 103,194,018	\$ 107,061,713	\$ 109,131,155	\$ 111,945,192
Non-Property Tax Items	5,769,457	6,029,847	6,166,239	7,185,668	7,515,762
Charges for Services	767,923	574,808	617,722	655,059	606,603
Use of Money & Property	688,138	499,886	78,915	99,658	2,101,878
Sale of Property and Compensation for Loss	187,981	50,971	151,122	239,335	158,322
Miscellaneous	1,129,484	1,105,952	1,375,716	1,540,400	1,323,614
Interfund Revenues	-	-	-	-	-
Revenues from State Sources	25,232,732	26,092,350	22,971,404	25,555,676	29,466,630
Revenues from Federal Sources	178,985	72,372	273,362	90,380	75,220
Total Revenues	<u>\$ 134,410,850</u>	<u>\$ 137,620,204</u>	<u>\$ 138,696,193</u>	<u>\$ 144,497,331</u>	<u>\$ 153,193,221</u>
Other Sources:					
Interfund Transfers	45,000	40,800	708,733	1,144,462	-
Total Revenues and Other Sources	<u>\$ 134,455,850</u>	<u>\$ 137,661,004</u>	<u>\$ 139,404,926</u>	<u>\$ 145,641,793</u>	<u>\$ 153,193,221</u>
EXPENDITURES					
General Support	\$ 11,231,162	\$ 11,235,807	\$ 11,178,947	\$ 11,773,089	\$ 12,318,834
Instruction	66,826,693	67,715,264	69,455,329	72,092,315	73,776,002
Pupil Transportation	3,828,880	3,673,924	3,642,450	3,977,716	4,850,559
Employee Benefits	36,355,340	36,098,962	38,109,683	40,068,033	41,454,244
Debt Service	29,302	-	-	68,526	94,925
Total Expenditures	<u>\$ 118,271,377</u>	<u>\$ 118,723,957</u>	<u>\$ 122,386,409</u>	<u>\$ 127,979,679</u>	<u>\$ 132,494,564</u>
Other Uses:					
Interfund Transfers	17,494,058	13,388,057	18,726,112	13,119,563	27,194,237
Total Expenditures and Other Uses	<u>135,765,435</u>	<u>132,112,014</u>	<u>141,112,521</u>	<u>141,099,242</u>	<u>159,688,801</u>
Excess (Deficit) Revenues Over Expenditures	<u>(1,309,585)</u>	<u>5,548,990</u>	<u>(1,707,595)</u>	<u>4,542,551</u>	<u>(6,495,580)</u>
FUND BALANCE					
Fund Balance - Beginning of Year	43,847,921	42,538,336	48,087,326	46,379,733	50,922,284
Prior Period Adjustments (net)	-	-	2	-	-
Fund Balance - End of Year	<u>\$ 42,538,336</u>	<u>\$ 48,087,326</u>	<u>\$ 46,379,733</u>	<u>\$ 50,922,284</u>	<u>\$ 44,426,704</u>

Source: Audited financial reports of the District. This Appendix is not itself audited.

GENERAL FUND

Revenues, Expenditures and Changes in Fund Balance - Budget and Actual

Fiscal Years Ending June 30:

	2023			2024
	Original Budget	Amended Budget	Actual	Adopted Budget
REVENUES				
Real Property Taxes & Tax Items	\$ 111,948,464	\$ 111,948,464	\$ 111,945,192	\$ 111,953,539
Non-Property Tax Items	6,125,200	6,125,200	7,515,762	6,680,268
Charges for Services	455,600	455,600	606,603	455,600
Use of Money & Property	92,000	92,000	2,101,878	542,000
Sale of Property and Compensation for Loss	97,000	597,000	158,322	97,000
Miscellaneous	595,000	595,000	1,323,614	725,000
Interfund Revenues	-	-	-	-
Revenues from State Sources	28,143,567	28,143,567	29,466,630	32,947,053
Revenues from Federal Sources	50,000	50,000	75,220	65,000
Total Revenues	<u>\$ 147,506,831</u>	<u>\$ 148,006,831</u>	<u>\$ 153,193,221</u>	<u>\$ 153,465,460</u>
Other Sources:				
Appropriated Fund Balance & Reserves	\$ 2,091,957	\$ 18,461,653	\$ -	\$ 2,046,992
Prior Year Encumbrances	2,969,771	2,969,771	-	-
Interfund Transfers	-	-	-	-
Total Revenues and Other Sources	<u>\$ 152,568,559</u>	<u>\$ 169,438,255</u>	<u>\$ 153,193,221</u>	<u>\$ 155,512,452</u>
EXPENDITURES				
General Support	\$ 14,325,089	\$ 14,650,948	\$ 12,318,834	\$ 14,441,746
Instruction	77,477,755	79,964,380	73,776,002	79,713,666
Pupil Transportation	5,176,004	5,465,309	4,850,559	6,507,795
Community Services	-	-	-	-
Employee Benefits	44,867,886	42,066,762	41,454,244	46,156,695
Debt Service	-	94,925	94,925	3,208,500
Total Expenditures	<u>\$ 141,846,734</u>	<u>\$ 142,242,324</u>	<u>\$ 132,494,564</u>	<u>\$ 150,028,402</u>
Other Uses:				
Interfund Transfers	10,721,825	27,195,931	27,194,237	5,484,050
Total Expenditures and Other Uses	<u>152,568,559</u>	<u>169,438,255</u>	<u>159,688,801</u>	<u>155,512,452</u>
Excess (Deficit) Revenues Over Expenditures	<u>-</u>	<u>-</u>	<u>(6,495,580)</u>	<u>-</u>
FUND BALANCE				
Fund Balance - Beginning of Year	-	-	50,922,284	-
Prior Period Adjustments (net)	-	-	-	-
Fund Balance - End of Year	<u>\$ -</u>	<u>\$ -</u>	<u>\$ 44,426,704</u>	<u>\$ -</u>

Source: Audited financial reports and budgets of the District. This Appendix is not itself audited.

BONDED DEBT SERVICE

Fiscal Year Ending June 30th	Principal	Interest	Total Principal & Interest
2024	\$ 3,015,000	\$ 1,679,050	\$ 4,694,050
2025	3,175,000	1,533,375	4,708,375
2026	3,330,000	1,372,875	4,702,875
2027	3,505,000	1,204,250	4,709,250
2028	3,690,000	1,027,000	4,717,000
2029	3,875,000	840,250	4,715,250
2030	4,080,000	644,250	4,724,250
2031	4,280,000	437,750	4,717,750
2032	3,980,000	244,425	4,224,425
2033	2,285,000	61,925	2,346,925
2034	120,000	3,900	123,900
TOTALS	\$ 35,335,000	\$ 9,049,050	\$ 44,384,050

CURRENT BONDS OUTSTANDING

Fiscal Year Ending June 30th	2022 Refunding of 2012B Serial Bonds			2018 DASNY Capital Project		
	Principal	Interest	Total	Principal	Interest	Total
2024	\$ 1,365,000	\$ 826,300	\$ 2,191,300	\$ 1,650,000	\$ 852,750	\$ 2,502,750
2025	1,435,000	763,125	2,198,125	1,740,000	770,250	2,510,250
2026	1,505,000	689,625	2,194,625	1,825,000	683,250	2,508,250
2027	1,590,000	612,250	2,202,250	1,915,000	592,000	2,507,000
2028	1,670,000	530,750	2,200,750	2,020,000	496,250	2,516,250
2029	1,760,000	445,000	2,205,000	2,115,000	395,250	2,510,250
2030	1,850,000	354,750	2,204,750	2,230,000	289,500	2,519,500
2031	1,950,000	259,750	2,209,750	2,330,000	178,000	2,508,000
2032	2,055,000	159,625	2,214,625	1,925,000	84,800	2,009,800
2033	2,165,000	54,125	2,219,125	120,000	7,800	127,800
2034	-	-	-	120,000	3,900	123,900
TOTALS	\$ 17,345,000	\$ 4,695,300	\$ 22,040,300	\$ 17,990,000	\$ 4,353,750	\$ 22,343,750

UNDERTAKING TO PROVIDE NOTICES OF CERTAIN EVENTS

At the time of delivery of the Notes, the District will deliver to the purchasers an executed Undertaking to Provide Notices of Certain Events, which will provide as follows:

In accordance with the provisions of Rule 15c2-12, as the same may be amended or officially interpreted from time to time (the "Rule"), promulgated by the Commission pursuant to the Securities Exchange Act of 1934, the District has agreed to provide or cause to be provided, in a timely manner not in excess of ten (10) business days after the occurrence of the event, during the period in which the Notes are outstanding, to the EMMA system of the Municipal Securities Rulemaking Board ("MSRB") or any other entity designated or authorized by the Commission to receive reports pursuant to the Rule, notice of the occurrence of any of the following events with respect to the Notes:

- (a) principal and interest payment delinquencies
- (b) non-payment related defaults, if material
- (c) unscheduled draws on debt service reserves reflecting financial difficulties
- (d) in the case of credit enhancement, if any, provided in connection with the issuance of the Notes, unscheduled draws on credit enhancements reflecting financial difficulties
- (e) substitution of credit or liquidity providers, or their failure to perform
- (f) adverse tax opinions, the issuance by the Internal Revenue Service of proposed or final determinations of taxability, Notices of Proposed Issue (IRS Form 5701 TEB) or other material notices or determinations with respect to the tax status of the Note, or other material events affecting the tax status of the Notes
- (g) modifications to rights of Note holders, if material
- (h) note calls, if material and tender offers
- (i) defeasances
- (j) release, substitution, or sale of property securing repayment of the Note
- (k) rating changes
- (l) bankruptcy, insolvency, receivership or similar event of the District
- (m) the consummation of a merger, consolidation, or acquisition involving the District or the sale of all or substantially all of the assets of the District, other than in the ordinary course of business, the entry into a definitive agreement to undertake such an action or the termination of a definitive agreement relating to any such actions, other than pursuant to its terms, if material
- (n) appointment of a successor or additional trustee or the change of name of a trustee, if material
- (o) incurrence of a financial obligation of the District, if material, or agreement to covenants, events of default, remedies, priority rights, or other similar terms of a financial obligation of the District, any of which affect noteholders, if material; and
- (p) default, event of acceleration, termination event, modification of terms, or other similar events under the terms of a financial obligation of the District, any of which reflect financial difficulties.

Event (c) is included pursuant to a letter from the SEC staff to the National Association of Bond Lawyers dated September 19, 1995. However, event (c) is not applicable, since no "debt service reserves" will be established for the Notes.

With respect to event (d) the District does not undertake to provide any notice with respect to credit enhancement added after the primary offering of the Notes.

For the purposes of the event identified in paragraph (l) of this section, the event is considered to occur when any of the following occur: The appointment of a receiver, fiscal agent or similar officer for the District in a proceeding under the U.S. Bankruptcy Code or in any other proceeding under state or federal law in which a court or governmental authority has assumed jurisdiction over substantially all of the assets or business of the District, or if such jurisdiction has been assumed by leaving the existing governing body and officials or officers in possession but subject to the supervision and orders of a court or governmental authority, or the entry of an order confirming a plan of reorganization, arrangement or liquidation by a court or governmental authority having supervision or jurisdiction over substantially all of the assets or business of the District.

For the purpose of events (o) and (p) identified above, "financial obligation" means. a (I) debt obligation; (ii) derivative instrument entered into in connection with, or pledged as security or source of pay for, an existing or planned debt obligation; or (iii) guarantee of (i) or (ii), but shall not include municipal securities as to which a final official statement has been provided to the MSRB consistent with the Rule.

The District may from time to time choose to provide notice of the occurrence of certain other events, in addition to those listed above, if the District determines that any such other event is material with respect to the Notes; but the District does not undertake to commit to provide any such notice of the occurrence of any material event except those events listed above.

The District reserves the right to terminate its obligation to provide the aforescribed notices of material events, as set forth above, if and when the District no longer remains an obligated person with respect to the Notes within the meaning of the Rule. The District acknowledges that its undertaking pursuant to the Rule described under this heading is intended to be for the benefit of the holders of the Notes (including holders of beneficial interests in the Notes). The right of holders of the Notes to enforce the provisions of the undertaking will be limited to a right to obtain specific enforcement of the District's obligations under its material event notices undertaking and any failure by the District to comply with the provisions of the undertaking will neither be a default with respect to the Notes nor entitle any holder of the Notes to recover monetary damages.

The District reserves the right to modify from time to time the specific types of information provided or the format of the presentation of such information, to the extent necessary or appropriate in the judgment of the District; provided that the District agrees that any such modification will be done in a manner consistent with the Rule.

An "Undertaking to Provide Notice of Certain Events" to this effect shall be provided to the purchaser(s) at closing.

The District may amend the Undertaking to Provide Notice of Certain Events upon a change in circumstances provided that (a) the Undertaking to Provide Notice of Certain Events, as amended, would have complied with the requirements of the Rule at the time of this offering, after taking into account any amendments or interpretations of the Rule, as well as any change in circumstances and (b) in the opinion of nationally recognized bond counsel selected by the Issuer, the amendment does not materially impair the interests of the beneficial owners of the Notes.

**PITTSFORD CENTRAL SCHOOL DISTRICT
MONROE & ONTARIO COUNTIES, NEW YORK**

**FINANCIAL STATEMENTS
AND OTHER FINANCIAL INFORMATION**

JUNE 30, 2023

Such Audited Financial Report and opinions were prepared as of date thereof and have not been reviewed and/or updated in connection with the preparation and dissemination of this Preliminary Official Statement.

PITTSFORD CENTRAL SCHOOL DISTRICT

BASIC FINANCIAL STATEMENTS

For Year Ended June 30, 2023



BUSINESS
ADVISORS
AND CPAS

T A B L E O F C O N T E N T S

	Pages
Independent Auditors' Report	1 - 3
Management's Discussion and Analysis (Unaudited)	4 - 13
 Basic Financial Statements:	
Statement of Net Position	14
Statement of Activities and Changes in Net Position	15
Balance Sheet - Governmental Funds	16
Statement of Revenues, Expenditures, and Changes in Fund Balances - Governmental Funds	17
Reconciliation of Governmental Funds Statement of Revenues, Expenditures, and Changes in Fund Balances to Statement of Activities	18
Statement of Fiduciary Net Position and Statement of Changes in Fiduciary Net Position	19
Notes to the Basic Financial Statements:	20 - 51
 Required Supplementary Information:	
Schedule of Changes in District's Total OPEB Liability and Related Ratio	52
Schedule of the District's Proportionate Share of the Net Pension Liability	53
Schedule of District Contributions	54
Schedule of Revenues, Expenditures and Changes in Fund Balance - Budget (Non-GAAP Basis) and Actual - General Fund	55 - 56
 Supplementary Information:	
Schedule of Change from Adopted Budget to Final Budget and Real Property Tax Limit - General Fund	57
Schedule of Capital Projects Fund - Project Expenditures and Financing Resources	58
Combining Balance Sheet - Nonmajor Governmental Funds	59
Combining Statement of Revenues, Expenditures and Changes in Fund Balances - Nonmajor Governmental Funds	60
Net Investment in Capital Assets	61
Schedule of Expenditures of Federal Awards	62
 Report on Internal Control Over Financial Reporting and on Compliance and Other Matters Based on an Audit of Financial Statements Performed in Accordance with Government Auditing Standards	 63 - 64



BUSINESS
ADVISORS
AND CPAS

INDEPENDENT AUDITORS' REPORT

To the Board of Education
Pittsford Central School District, New York

We have audited the financial statements of the governmental activities, each major fund, and the aggregate remaining fund information of Pittsford Central School District, New York, as of and for the year ended June 30, 2023, and the related notes to the financial statements, which collectively comprise the District's basic financial statements as listed in the table of contents.

In our opinion, the accompanying financial statements present fairly, in all material respects, the respective financial position of the governmental activities, each major fund, and the aggregate remaining fund information of the Pittsford Central School District, New York, as of June 30, 2023, and the respective changes in financial position and, where applicable, cash flows thereof for the year then ended in accordance with accounting principles generally accepted in the United States of America.

Basis for Opinion

We conducted our audit in accordance with auditing standards generally accepted in the United States of America (GAAS) and the standards applicable to financial audits contained in *Government Auditing Standards*, issued by the Comptroller General of the United States. Our responsibilities under those standards are further described in the Auditor's Responsibilities for the Audit of the Financial Statements section of our report. We are required to be independent of Pittsford Central School District and to meet our other ethical responsibilities, in accordance with the relevant ethical requirements relating to our audit. We believe that the audit evidence we have obtained is sufficient and appropriate to provide a basis for our audit opinion.

Responsibilities of Management for the Financial Statements

Pittsford Central School District's management is responsible for the preparation and fair presentation of the financial statements in accordance with accounting principles generally accepted in the United States of America, and for the design, implementation, and maintenance of internal control relevant to the preparation and fair presentation of financial statements that are free from material misstatement, whether due to fraud or error.

In preparing the financial statements, management is required to evaluate whether there are conditions or events, considered in the aggregate, that raise substantial doubt about the District's ability to continue as a going concern for twelve months beyond the financial statement date, including any currently known information that may raise substantial doubt shortly thereafter.

Auditor's Responsibilities for the Audit of the Financial Statements

Our objectives are to obtain reasonable assurance about whether the financial statements as a whole are free from material misstatement, whether due to fraud or error, and to issue an auditor's report that includes our opinions. Reasonable assurance is a high level of assurance but is not absolute assurance and therefore is not a guarantee that an audit conducted in accordance with GAAS will always detect a material misstatement when it exists. The risk of not detecting a material misstatement resulting from fraud is higher than for one resulting from error, as fraud may involve collusion, forgery, intentional omissions, misrepresentations, or the override of internal control. Misstatements are considered material if there is a substantial likelihood that, individually or in the aggregate, they would influence the judgment made by a reasonable user based on the financial statements.

In performing an audit in accordance with GAAS, we:

- Exercise professional judgment and maintain professional skepticism throughout the audit.
- Identify and assess the risks of material misstatement of the financial statements, whether due to fraud or error, and design and perform audit procedures responsive to those risks. Such procedures include examining, on a test basis, evidence regarding the amounts and disclosures in the financial statements.
- Obtain an understanding of internal control relevant to the audit in order to design audit procedures that are appropriate in the circumstances, but not for the purpose of expressing an opinion on the effectiveness of the District's internal control. Accordingly, no such opinion is expressed.
- Evaluate the appropriateness of accounting policies used and the reasonableness of significant accounting estimates made by management, as well as evaluate the overall presentation of the financial statements.
- Conclude whether, in our judgment, there are conditions or events, considered in the aggregate, that raise substantial doubt about the District's ability to continue as a going concern for a reasonable period of time.

We are required to communicate with those charged with governance regarding, among other matters, the planned scope and timing of the audit, significant audit findings, and certain internal control-related matters that we identified during the audit.

Required Supplementary Information

Accounting principles generally accepted in the United States of America require that the management's discussion and analysis, schedule of changes in District's total OPEB liability and related ratio, schedule of the District's proportionate share of the net pension liability, schedule of District contributions, and budgetary comparison information on pages 4-13 and 52-56 be presented to supplement the basic financial statements. Such information is the responsibility of management and, although not a part of the basic financial statements, is required by the Governmental Accounting Standards Board who considers it to be an essential part of financial reporting for placing the basic financial statements in an appropriate operational, economic, or historical context. We have applied certain limited procedures to the required supplementary information in accordance with auditing standards generally accepted in the United States of America, which consisted of inquiries of management about the methods of preparing the information and comparing the information for consistency with management's responses to our inquiries, the basic financial statements, and other knowledge we obtained during our audit of the basic financial statements. We do not express an opinion or provide any assurance on the information because the limited procedures do not provide us with sufficient evidence to express an opinion or provide any assurance.

Supplementary Information

Our audit was conducted for the purpose of forming opinions on the financial statements that collectively comprise Pittsford Central School District's basic financial statements. The accompanying supplemental information as listed in the table of contents and schedule of expenditures of federal awards, as required by Title 2 U.S. Code of Federal Regulations, Part 200, Uniform Administrative Requirements, Cost Principles, and Audit Requirements for Federal Awards are presented for purposes of additional analysis and are not a required part of the basic financial statements.

The accompanying supplementary information as listed in the table of contents and schedule of expenditures of federal awards is the responsibility of management and was derived from and relates directly to the underlying accounting and other records used to prepare the basic financial statements. Such information has been subjected to the auditing procedures applied in the audit of the basic financial statements and certain additional procedures, including comparing and reconciling such information directly to the underlying accounting and other records used to prepare the basic financial statements or to the basic financial statements themselves, and other additional procedures in accordance with auditing standards generally accepted in the United States of America. In our opinion, the supplementary information as listed in the table of contents and schedule of expenditures of federal awards is fairly stated, in all material respects, in relation to the basic financial statements as a whole.

Other Reporting Required by Government Auditing Standards

In accordance with *Government Auditing Standards*, we have also issued our report dated September 15, 2023 on our consideration of Pittsford Central School District's internal control over financial reporting and on our tests of its compliance with certain provisions of laws, regulations, contracts, and grant agreements and other matters. The purpose of that report is solely to describe the scope of our testing of internal control over financial reporting and compliance and the results of that testing, and not to provide an opinion on the effectiveness of internal control over financial reporting or on compliance. That report is an integral part of an audit performed in accordance with *Government Auditing Standards* in considering Pittsford Central School District's internal control over financial reporting and compliance.

Mengel, Metzger, Barw & Co. LLP

Rochester, New York
September 15, 2023

Pittsford Central School District

Management's Discussion and Analysis

For the Fiscal Year Ended June 30, 2023

The following is a discussion and analysis of the School District's financial performance for the fiscal year ended June 30, 2023. This section is a summary of the School District's financial activities based on currently known facts, decisions, and/or conditions. It is also based on both the government-wide and fund-based financial statements. The results of the current year are discussed in comparison with the prior year, with an emphasis placed on the current year. This section is only an introduction and should be read in conjunction with the School District's financial statements, which immediately follow this section.

Financial Highlights

At the close of the fiscal year, the total liabilities plus deferred inflows (what the district owes) exceeded total assets plus deferred outflows (what the district owns) by \$151,042,524 (net position) an increase of \$8,453,898 from the prior year. This increase is a result of OPEB liability and pension liability decreases.

As of the close of the fiscal year, the School District's governmental funds reported combined fund balances of \$68,472,453 an increase of \$4,716,354 in comparison with the prior year.

New York State Law limits the amount of unreserved fund balance that can be retained by the General Fund to 4% of the ensuing year's budget, exclusive of the amount designated for the subsequent year's budget. At the end of the current fiscal year, the unassigned fund balance of the General Fund was \$6,220,498 and this amount was within the statutory limit.

General revenues which include Real Property Taxes, Non Property Taxes, State and Federal Aid, Investment Earnings, Compensation for Loss, and Miscellaneous accounted for \$152,735,571 or 95% of all revenues. Program specific revenues in the form of Charges for services and Operating Grants and Contributions accounted for \$8,460,695 or 5% of total revenues.

Overview of the Financial Statements

This management's discussion and analysis is intended to serve as an introduction to the School District's basic financial statements. The School District's basic financial statements are comprised of three components: (1) government-wide financial statements, (2) fund financial statements and (3) notes to the financial statements. This report also contains individual fund statements and schedules in addition to the basic financial statements.

Government-Wide Financial Statements

The *government-wide financial statements* are designed to provide readers with a broad overview of the School District's finances, in a manner similar to a private-sector business.

The *statement of net position* presents information on all of the School District's assets plus deferred outflow of resources and liabilities plus deferred inflow of resources, with the difference between the two reported as *net position*. Over time, increases or decreases in net position may serve as a useful indicator of whether the financial position of the School District is improving or deteriorating.

The *statement of activities* presents information showing how the government's net position changed during the most recent fiscal year. All changes in net position are reported as soon as the underlying event giving rise to the change occurs, regardless of the timing of related cash flows.

The *governmental* activities of the School District include instruction, pupil transportation, cost of food sales, general administrative support, community service, and interest on long-term debt.

The government-wide financial statements can be found on the pages immediately following this section as the first two pages of the basic financial statements.

Fund Financial Statements

A *fund* is a grouping of related accounts that is used to maintain control over resources that have been segregated for specific activities or objectives. The School District, like other state and local governments, uses fund accounting to ensure and demonstrate compliance with finance related legal requirements. All of the funds of the School District can be divided into two categories: governmental funds and fiduciary funds.

Governmental funds are used to account for essentially the same functions reported as *governmental activities* in the government-wide financial statements. However, unlike the government-wide financial statements, governmental fund financial statements focus on *near-term inflows and outflows of spendable resources*, as well as on *balances of spendable resources* available at the end of the fiscal year. Such information may be useful in evaluating the School District's near-term financing requirements.

Because the focus of governmental funds is narrower than that of the government-wide financial statements, it is useful to compare the information presented for *governmental funds* with similar information presented for *governmental activities* in the government-wide financial statements. By doing so, readers may better understand the long-term impact of the government's near term financing decisions. Both the governmental fund balance sheet and the governmental fund statement of revenues, expenditures, and changes in fund balances provide a reconciliation to facilitate this comparison between *governmental funds* and *governmental activities*.

The School District maintains six individual governmental funds; General Fund, Special Aid Fund, Debt Service Fund, School Lunch Fund, Miscellaneous Special Revenue Fund, and Capital Projects Fund. Information is presented separately in the governmental fund balance sheet and in the governmental fund statement of revenues, expenditures and changes in fund balances for the general fund, the debt service fund, and the capital projects fund which are reported as major funds. Data for the school lunch fund, the miscellaneous special revenue fund, and the special aid fund are aggregated into a single column and reported as non-major funds.

The School District adopts and voters approve an annual budget for its General Fund. A budgetary comparison statement has been provided for the General Fund within the basic financial statements to demonstrate compliance with the budget.

The *Fiduciary Funds* are used to account for assets held by the School District in an agency capacity which accounts for assets held by the School District on behalf of others. Fiduciary funds are not reflected in the government-wide financial statement because the resources of these funds are *not* available to support the School District's programs.

The financial statements for the governmental and fiduciary funds can be found in the basic financial statement section of this report.

<u>Major Feature of the District-Wide and Fund Financial Statements</u>			
	Government-Wide Statements	Fund Financial Statements	
		<u>Governmental Funds</u>	<u>Fiduciary Funds</u>
Scope	Entire District (except fiduciary funds)	The activities of the School District that are not proprietary or fiduciary, such as special education, scholarship programs, and building maintenance	Instances in which the School District administers resources on behalf of someone else, such as and student activities monies
Required financial statements	Statement of net position Statement of activities	Balance sheet Statement of revenues, expenditures, and changes in fund balance	Statement of fiduciary net position statement of changes in fiduciary net position
Accounting basis and measurement focus	Accrual accounting and economic resources focus	Modified accrual accounting and current financial focus	Accrual accounting and economic resources focus
Type of asset/liability information	All assets and liabilities, both financial and capital, short-term and long-term	Generally, assets expected to be used up and liabilities that come due during the year or soon thereafter; no capital assets or long-term liabilities included	All assets and liabilities, both short-term and long-term; funds do not currently contain capital assets, although they can.
Type of inflow/outflow information	All revenues and expenses during year, regardless of when cash is received or paid	Revenues for which cash is received during or soon after the end of the year; expenditures when goods or services have been received and the related liability is due and payable	All additions and deductions during the year, regardless of when cash is received or paid

Notes to the Financial Statements

The notes provide additional information that is essential to a full understanding of the data provided in the government-wide and fund financial statements. The notes to the financial statements can be found following the basic financial statement section of this report.

Government-Wide Statements

The government-wide statements report information about the District as a whole using accounting methods similar to those used by private-sector companies. The statement of net position includes all the School District's assets and liabilities. All of the current year's revenues and expenses are accounted for in the statement of activities regardless of when cash is received or paid.

The two government-wide statements report the District's net position and how they have changed. Net position, the difference between the District's assets plus deferred outflow resources and liabilities plus deferred inflow of resources, is one way to measure the District's financial health or position. Over time, increases or decreases in the District's net position are an indicator of whether its financial position is improving or deteriorating, respectively. Additional non-financial factors such as changes in the District's property tax base and the condition of the school buildings and facilities must also be considered to assess the District's overall health.

All of the District's services are reported in the government-wide financial statements as governmental activities. Most of the District's basic services are included here, such as regular and special education, transportation and administration. Property taxes, federal and state aid, and investment earnings finance most of these activities.

Financial Analysis of the School District As A Whole

Net Position

The District's combined net position was larger on June 30, 2023 than it was the year before as shown in table below.

	<u>Governmental Activities</u>		<u>Total Variance</u>
	<u>2023</u>	<u>2022</u>	
<u>ASSETS:</u>			
Current and Other Assets	\$ 80,458,914	\$ 127,003,696	\$ (46,544,782)
Capital Assets	119,160,903	121,002,152	(1,841,249)
Total Assets	\$ 199,619,817	\$ 248,005,848	\$ (48,386,031)
<u>DEFERRED OUTFLOWS OF RESOURCES:</u>			
Deferred Outflows of Resources	\$ 63,662,145	\$ 85,875,376	\$ (22,213,231)
<u>LIABILITIES:</u>			
Long-Term Debt Obligations	\$ 292,031,258	\$ 374,734,670	\$ (82,703,412)
Other Liabilities	11,723,617	9,782,156	1,941,461
Total Liabilities	\$ 303,754,875	\$ 384,516,826	\$ (80,761,951)
<u>DEFERRED INFLOWS OF RESOURCES:</u>			
Deferred Inflows of Resources	\$ 110,569,611	\$ 108,860,820	\$ 1,708,791
<u>NET POSITION:</u>			
Net Investment in Capital Assets	\$ 78,802,726	\$ 73,535,856	\$ 5,266,870
<u>Restricted For,</u>			
Capital Projects	20,082,718	9,189,886	10,892,832
Reserve for TRS	4,515,083	-	4,515,083
Capital Reserve	16,393,434	21,916,593	(5,523,159)
Other Purposes	16,154,585	21,622,965	(5,468,380)
Unrestricted	(286,991,070)	(285,761,722)	(1,229,348)
Total Net Position	\$ (151,042,524)	\$ (159,496,422)	\$ 8,453,898

The District's financial position is the product of many factors.

By far, the largest component of the School District's net position reflects its investment in capital assets, less any related debt used to acquire those assets that is still outstanding. The School District uses these capital assets to provide services to the students and consequently, these assets are not available for future spending. Although the School District's investment in its capital assets is reported net of related debt, it should be noted that the resources needed to repay this debt must be provided from other sources, since the capital assets themselves cannot be used to liquidate these liabilities.

There are four restricted net position balances: Capital Projects, Reserve for TRS, Capital Reserve, and Other Purposes. The remaining balance of unrestricted net position is a deficit of \$151,042,524.

Key Variances

- Current and Other Assets decreased \$46,544,782 because of the change in the Net Pension Asset in both NYSLRS and NYSTRS of \$52 million.
- Deferred Outflows of Resources decreased \$22,213,231 due to a change in assumptions for the OPEB which decreased \$15 million. Nine million of which was in the difference between the actual and expected experience.
- Long-Term Debt Obligations decreased \$82,703,412 primarily due to our OPEB obligation decreasing by \$92 million net of the pension system increase of \$15 million. In addition to that the District paid of a Bond without reissuing new debt.

Changes in Net position

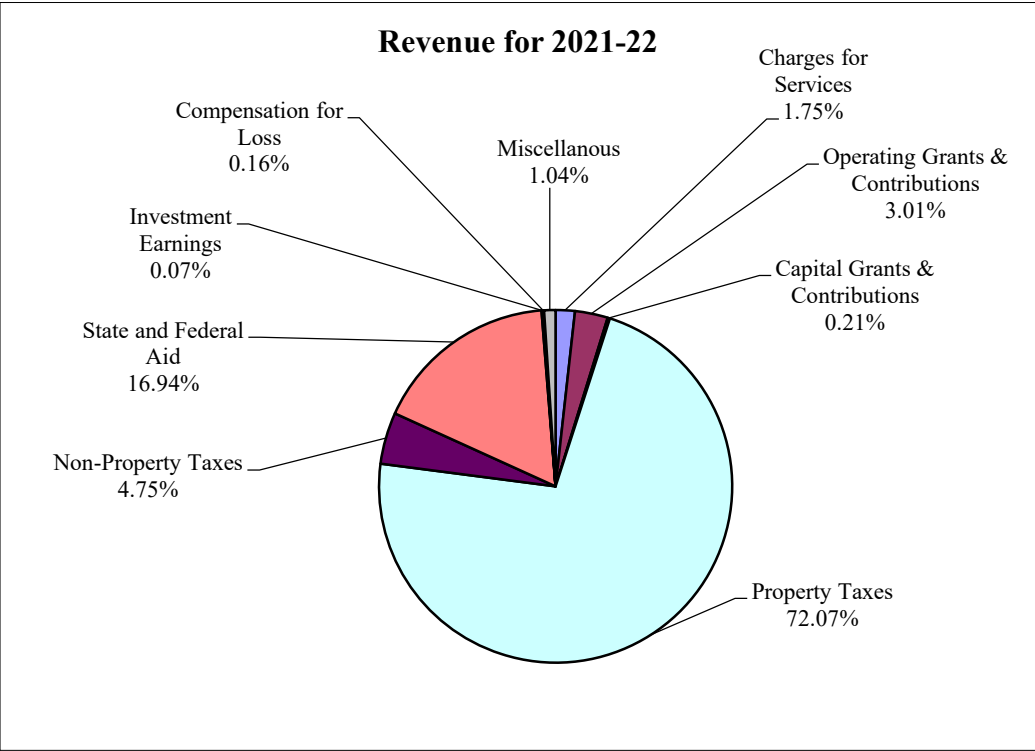
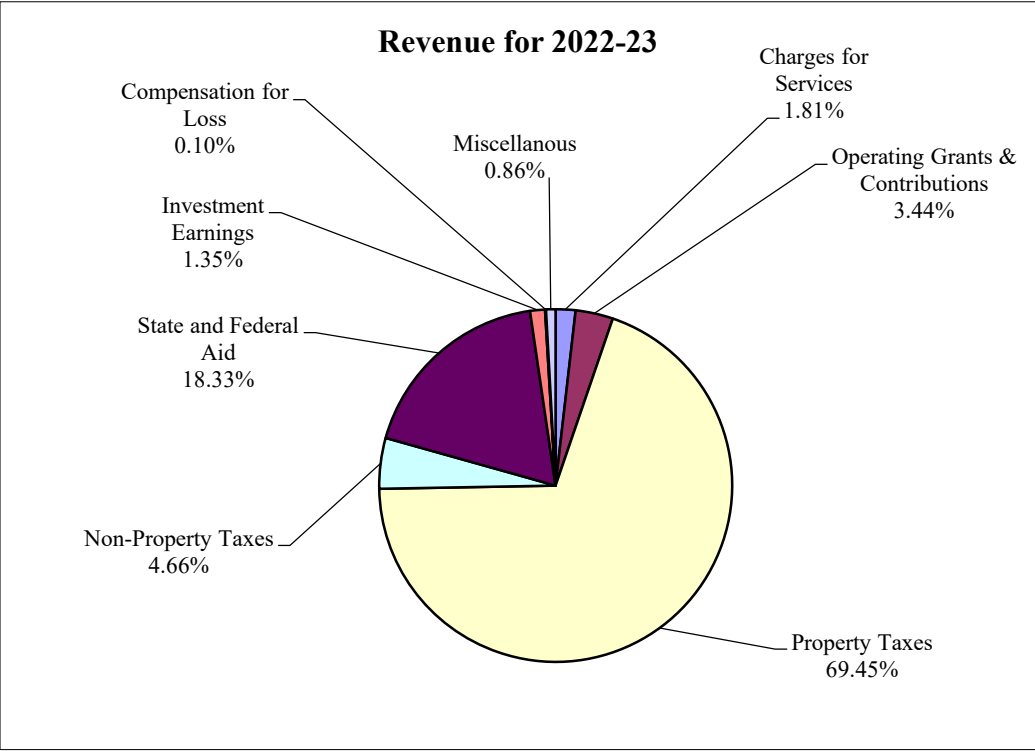
The District's total revenue increased 6% to \$161,196,266. State and federal aid 19% and property taxes 70% accounted for most of the District's revenue. The remaining 11% of the revenue comes from operating grants, capital grants, charges for services, non-property taxes, investment earnings, compensation for loss, and miscellaneous revenues.

The total cost of all the programs and services increased 5% to \$152,305,051. The District's expenses are predominately related to education and caring for the students (Instruction) 80%. General support which included expenses associated with the operation, maintenance and administration of the District accounted for 12% of the total costs. See table below:

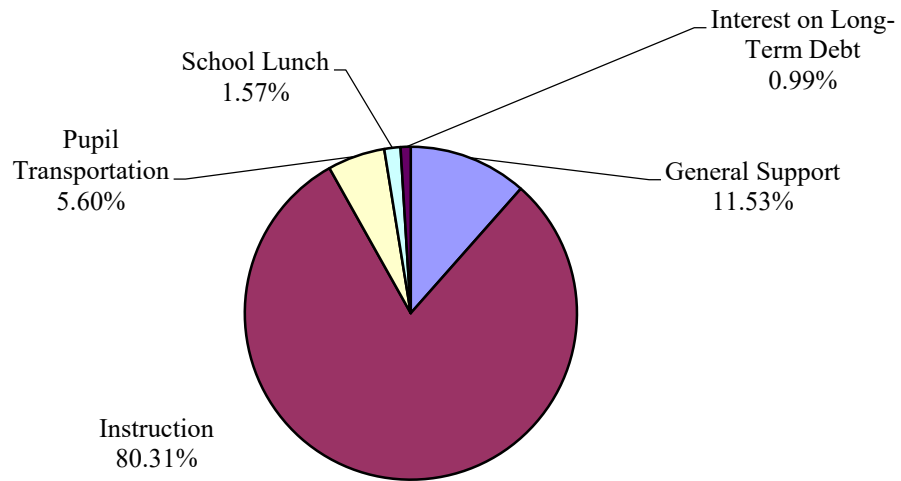
	Governmental Activities		Total Variance
	<u>2023</u>	<u>2022</u>	
<u>REVENUES:</u>			
<u>Program -</u>			
Charges for Service	\$ 2,910,856	\$ 2,649,322	\$ 261,534
Operating Grants & Contributions	5,549,839	4,557,523	992,316
Capital Grants & Contributions	-	324,424	(324,424)
Total Program	\$ 8,460,695	\$ 7,531,269	\$ 929,426
<u>General -</u>			
Property Taxes	\$ 111,945,192	\$ 109,131,155	\$ 2,814,037
Non Property Taxes	7,515,762	7,185,668	330,094
State and Federal Aid	29,541,850	25,646,056	3,895,794
Investment Earnings	2,177,791	104,432	2,073,359
Compensation for Loss	158,322	239,335	(81,013)
Miscellaneous	1,396,654	1,582,985	(186,331)
Total General	\$ 152,735,571	\$ 143,889,631	\$ 8,845,940
TOTAL REVENUES	\$ 161,196,266	\$ 151,420,900	\$ 9,775,366
<u>SPECIAL ITEM:</u>			
Advance Refunding	\$ (437,317)	\$ -	\$ (437,317)
<u>EXPENSES:</u>			
General Support	\$ 17,556,491	\$ 17,391,492	\$ 164,999
Instruction	122,323,629	116,103,304	6,220,325
Pupil Transportation	8,526,573	7,658,057	868,516
School Lunch	2,395,764	2,293,648	102,116
Interest	1,502,594	2,067,146	(564,552)
TOTAL EXPENSES	\$ 152,305,051	\$ 145,513,647	\$ 6,791,404
INCREASE IN NET POSITION	\$ 8,453,898	\$ 5,907,253	
NET POSITION, BEGINNING OF YEAR	\$ (159,496,422)	\$ (165,403,675)	
NET POSITION, END OF YEAR	\$ (151,042,524)	\$ (159,496,422)	

Key Variances

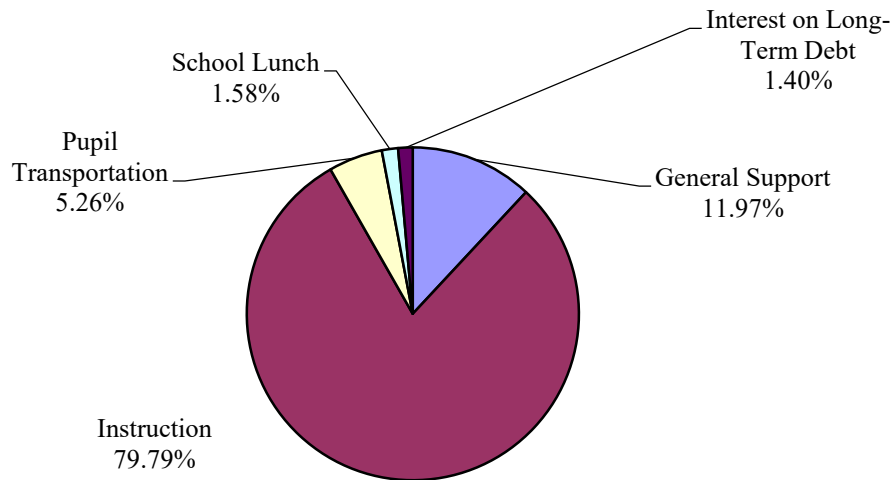
- State and Federal Aid increased \$3,895,794 due to the NYS state implanting a two-year plan to fully fund Foundation Aid.
- Instruction increased \$6,220,325 due to utilizing the increase in Foundation Aid to fund programs across all nine schools as well as inflation.



Expenses for 2022-23



Expenses for 2021-22



Financial Analysis of the School District's Funds

The financial performance of the District as a whole is reflected in its governmental funds. As the District completed the year, its governmental funds reported combined fund balances of \$68,472,453 which is more than last year's ending fund balance of \$63,756,099.

The General Fund is the chief operating fund of the District. At the end of the current year, the total fund balance of the General Fund was \$44,426,704. Fund balance for the General Fund decreased by \$6,495,580 compared with the prior year. See table below:

<u>General Fund Balances:</u>	<u>2023</u>	<u>2022</u>	<u>Total Variance</u>
Nonspendable	\$ 33,388	\$ 42,529	\$ (9,141)
Restricted	34,062,313	40,584,074	(6,521,761)
Assigned	4,110,505	4,311,728	(201,223)
Unassigned	6,220,498	5,983,953	236,545
Total General Fund Balances	<u>\$ 44,426,704</u>	<u>\$ 50,922,284</u>	<u>\$ (6,495,580)</u>

General Fund Budgetary Highlights

The difference between the adopted budget and the final amended budget was \$19,839,567. This change is attributable to \$2,969,771 of carryover encumbrances from the 2021-22 school year, \$1,794,696 for voter approved use of bus reserve, \$14,000,000 for voter approved use of capital reserve, \$575,000 for emergency roof project, and \$500,000 for installation of instructional IT equipment.

The key factors for budget variances in the general fund are listed below along with explanations for each.

Expenditure Items:	Budget Variance Original Vs. Amended	Explanation for Budget Variance
Instructional	\$2,486,625	The increase in Foundation Aid was directed toward instructional programs throughout the District.
Employee Benefits	(\$2,801,124)	ERS costs decreased 4.6% and Health Insurance premiums did not increase as much as projected, therefore the District reallocated funds to invest in a 1:1 program and other technology.
Transfers-Out	\$16,474,106	Use of \$14 million from the Capital Project reserve for a voter authorized Capital Project and Purchase of Buses were funded by the Bus Purchase reserve.

Revenue Items:	Budget Variance Amended Vs. Actual	Explanation for Budget Variance
Non-Property Taxes	\$1,390,562	Increase due to internet sales taxes now being collected and shared with Districts.
Use of Money and Property	\$2,009,878	Rapid increase in interest rates that held for the entire year.
State Sources	\$1,323,063	NYS implemented a two-year plan to fully fund foundation aid for Districts.

Expenditure Items:	Budget Variance Amended Vs. Actual	Explanation for Budget Variance
General Support	\$1,263,817	Labor shortages and utilities rising less than projected.
Instructional	\$4,397,595	Stimulus funds helped offset additional mental health and behavior supports.

Capital Asset and Debt Administration

Capital Assets

By the end of the 2023 fiscal year, the District had invested \$115,032,404 in a broad range of capital assets. The change in capital assets, net of accumulated depreciation, is reflected below:

	<u>2023</u>	<u>2022</u>
<u>Capital Assets:</u>		
Land	\$ 678,810	\$ 678,810
Work in Progress	2,876,076	814,324
Buildings and Improvements	102,344,552	107,032,024
Machinery and Equipment	9,132,966	9,162,320
Total Capital Assets	<u>\$ 115,032,404</u>	<u>\$ 117,687,478</u>
<u>Lease Assets:</u>		
Equipment	\$ 4,128,499	\$ 3,314,674
Total Lease Assets	<u>\$ 119,160,903</u>	<u>\$ 121,002,152</u>

More detailed information can be found in the notes to the financial statements.

Long-Term Debt

At year end, the District had \$292,031,258 in general obligation bonds and other long-term debt outstanding as follows:

<u>Type</u>	<u>2023</u>	<u>2022</u>
Serial Bonds	\$ 35,335,000	\$ 45,030,000
Unamortized Bond Premium	3,532,589	2,107,732
Lease Liability	223,485	312,864
OPEB	231,437,656	323,154,550
Net Pension Liability	15,213,242	-
Retainage Payable	53,467	15,700
Compensated Absences	6,235,819	6,221,556
Total Long-Term Obligations	<u>\$ 292,031,258</u>	<u>\$ 376,842,402</u>

More detailed information can be found in the notes to the financial statements.

Factors Bearing on the District's Future

The state comptroller has advised all participating employers that the billing from the New York State Employees' Retirement System, beginning with the bill due February 2024, for the billing period April 2022 through March 2023, will average 11.6% of eligible payroll. The New York State Employees' Retirement System has informed participating employers that the rate for the bill due February 2024 billing period April 2022 to March 2023, will be an average of 13.1%.

The New York State Teachers' Retirement System has indicated that the rate to calculate expenditures for the 2023-24 fiscal year will be 9.76% of eligible salaries. This rate has decreased by .53% over the 2022-23 rate of 10.29% of eligible salaries. The District has reserves for both the NYS Employees' Retirement System and the NYS Teachers' Retirement System to offset the District's portion of these costs.

The District has recently completed an extensive NYS required Building Condition Survey in the 2021-22 school year identifying approximately \$300 million in improvements needed. This data is used as a foundation for a Long-Range Facilities Plan (LRFP) and as a blue print for a long-term facilities maintenance and renovation plan identifying needs and adjustments to suit educational program and enrollment into the future. The District's multi-year financial planning conservatively plans budgets coupled with Fund Balance and Reserve management with an eye toward providing financial stability and predictability into the future. In the short term, work is being completed on the voter authorized a \$6 million dollar proposition approved on May 18, 2021. On March 28, 2023, District voters authorized a \$69.8 million project by 87% which will include work in all nine buildings and ancillary facilities. This project will focus on safety and security, infrastructure, and replacing portable classrooms. The District is currently in the design phase for the larger project with a plan to start construction on the security projects next summer.

The 2022-23 enacted New York State Budget includes a provision for school districts to begin replacing their gas-powered buses with electric buses by 2027. The cost of an electric bus is 2.5-3 times higher than the replacement cost of a gas-powered bus. The District re-established a Capital Transportation Vehicles Reserve with the added cost of electric buses in mind. In addition to purchasing electric buses, charging stations would also need to be added for the bus fleet.

Due to the pandemic, the Federal Government has authorized additional aid to K-12 schools through the Coronavirus Response and Relief Supplemental Act and American Rescue Plan Act. These majority of these funds are only available to Districts through September 30, 2023. Some of these funds have been directed to social emotional, learning gaps and health and safety costs for reopening schools. Funds are also being used to address recruiting and retention of employees in crises shortage areas such as bus drivers, food service workers, and operations and maintenance employees. Districts will need to look at their long-term financial plans to sustain these positions and programs once the funding expires.

The current NYS budget, fully funds Districts with Foundation Aid by the 2023-24 school year. After 2023-24, it is unknown what the level of funding will be in the future. The District recognizes that the combination of loss of the CRRSA and ARPA grants, seventy-four percent of the budget being capped by the Tax Levy Limit, and no more than 3% increase in foundation aid can be seen as fiscal stressors. Meanwhile inflation and Collective Bargaining Agreements are poised to outpace revenue increases.

The District has diligently worked hard for many years to prepare financially through reserves and conservative budgets for difficult times. The District is monitoring closely the financial climate and preserving its financial health as far into the future as possible. Fortunately, per the NYS Comptroller and District Independent Auditor "The District is in strong financial health with a Reserves plan to better weather a financial storm".

Contacting the School District's Financial Management

This financial report is designed to provide the District's citizens, taxpayers, customers, investors, and creditors with a general overview of the District's finances and to demonstrate the District's accountability for the money it receives. Questions concerning any of the information provided in this report or requests for additional information should be addressed to the following:

Pittsford Central School District
75 Barker Road, East Offices
Pittsford, New York 14534

PITTSFORD CENTRAL SCHOOL DISTRICT, NEW YORK

Statement of Net Position

June 30, 2023

	Governmental Activities
ASSETS	
Cash and cash equivalents	\$ 73,742,076
Investments	27,290
Accounts receivable	6,626,774
Inventories	29,386
Prepaid items	33,388
Capital Assets:	
Land	678,810
Work in progress	2,876,076
Other capital assets (net of depreciation)	115,606,017
TOTAL ASSETS	<u>\$ 199,619,817</u>
 DEFERRED OUTFLOWS OF RESOURCES	
Deferred outflows of resources	<u>\$ 63,662,145</u>
 LIABILITIES	
Accounts payable	\$ 2,935,806
Accrued liabilities	1,052,834
Unearned revenues	268,229
Due to other governments	253,510
Due to teachers' retirement system	5,603,186
Due to employees' retirement system	654,790
Other Liabilities	955,262
Long-Term Obligations:	
Due in one year	4,157,793
Due in more than one year	287,873,465
TOTAL LIABILITIES	<u>\$ 303,754,875</u>
 DEFERRED INFLOWS OF RESOURCES	
Deferred inflows of resources	<u>\$ 110,569,611</u>
 NET POSITION	
Net investment in capital assets	\$ 78,802,726
Restricted For:	
Capital projects	20,082,718
Reserve for teacher retirement system	4,515,083
Capital reserves	16,393,434
Other purposes	16,154,585
Unrestricted	(286,991,070)
TOTAL NET POSITION	<u>\$ (151,042,524)</u>

(See accompanying notes to financial statements)

PITTSFORD CENTRAL SCHOOL DISTRICT, NEW YORK

Statement of Activities

For The Year Ended June 30, 2023

<u>Functions/Programs</u>	<u>Expenses</u>	<u>Program Revenues</u>		Net (Expense)
		<u>Charges for</u>	<u>Operating</u>	<u>Revenue and</u>
		<u>Services</u>	<u>Grants and</u>	<u>Changes in</u>
			<u>Contributions</u>	<u>Net Position</u>
				<u>Governmental</u>
				<u>Activities</u>
<u>Primary Government</u> -				
General support	\$ 17,556,491	\$ -	\$ -	\$ (17,556,491)
Instruction	122,323,629	606,603	5,549,839	(116,167,187)
Pupil transportation	8,526,573	-	-	(8,526,573)
School lunch	2,395,764	2,304,253	-	(91,511)
Interest	1,502,594	-	-	(1,502,594)
Total Primary Government	\$ 152,305,051	\$ 2,910,856	\$ 5,549,839	\$ (143,844,356)
General Revenues:				
Property taxes				\$ 111,945,192
Non property taxes				7,515,762
State and federal aid				29,541,850
Investment earnings				2,177,791
Compensation for loss				158,322
Miscellaneous				1,396,654
Total General Revenues				\$ 152,735,571
Special Item:				
Advance refunding				\$ (437,317)
Changes in Net Position				\$ 8,453,898
Net Position, Beginning of Year				(159,496,422)
Net Position, End of Year				\$ (151,042,524)

(See accompanying notes to financial statements)

PITTSFORD CENTRAL SCHOOL DISTRICT, NEW YORK

Balance Sheet

Governmental Funds

June 30, 2023

	General Fund	Debt Service Fund	Capital Projects Fund	Nonmajor Governmental Funds	Total Governmental Funds
ASSETS					
Cash and cash equivalents	\$ 62,784,138	2,823,910	\$ 5,832,264	\$ 2,301,764	\$ 73,742,076
Investments	-	-	-	27,290	27,290
Receivables	4,829,432	-	-	1,797,342	6,626,774
Inventories	-	-	-	29,386	29,386
Due from other funds	2,198,099	-	14,575,000	10,430	16,783,529
Prepaid items	33,388	-	-	-	33,388
TOTAL ASSETS	<u>\$ 69,845,057</u>	<u>\$ 2,823,910</u>	<u>\$ 20,407,264</u>	<u>\$ 4,166,212</u>	<u>\$ 97,242,443</u>
LIABILITIES AND FUND BALANCES					
<u>Liabilities -</u>					
Accounts payable	\$ 2,076,534	\$ -	\$ 324,446	\$ 534,826	\$ 2,935,806
Accrued liabilities	655,254	-	-	9,069	664,323
Due to other funds	14,585,430	-	100	2,197,999	16,783,529
Due to other governments	253,328	-	-	182	253,510
Due to TRS	5,603,186	-	-	-	5,603,186
Due to ERS	654,790	-	-	-	654,790
Other liabilities	955,262	-	-	-	955,262
Compensated absences	634,569	-	-	16,786	651,355
Unearned revenue	-	-	-	268,229	268,229
TOTAL LIABILITIES	<u>\$ 25,418,353</u>	<u>\$ -</u>	<u>\$ 324,546</u>	<u>\$ 3,027,091</u>	<u>\$ 28,769,990</u>
<u>Fund Balances -</u>					
Nonspendable	\$ 33,388	\$ -	\$ -	\$ 29,386	\$ 62,774
Restricted	34,062,313	2,823,910	20,082,718	176,879	57,145,820
Assigned	4,110,505	-	-	932,856	5,043,361
Unassigned	6,220,498	-	-	-	6,220,498
TOTAL FUND BALANCE	<u>\$ 44,426,704</u>	<u>\$ 2,823,910</u>	<u>\$ 20,082,718</u>	<u>\$ 1,139,121</u>	<u>\$ 68,472,453</u>
TOTAL LIABILITIES AND FUND BALANCES	<u>\$ 69,845,057</u>	<u>\$ 2,823,910</u>	<u>\$ 20,407,264</u>	<u>\$ 4,166,212</u>	

Amounts reported for governmental activities in the

Statement of Net Position are different because:

Capital assets/right of use assets used in governmental activities are not financial resources and therefore are not reported in the funds. 119,160,903

Interest is accrued on outstanding bonds in the statement of net position but not in the funds. (388,511)

The following long-term obligations are not due and payable in the current period and therefore are not reported in the governmental funds:

Serial bonds payable	(35,335,000)
Leases	(223,485)
Retainage payable	(53,467)
OPEB	(231,437,656)
Compensated absences	(5,584,464)
Bond premium	(3,532,589)
Deferred outflow - pension	35,833,627
Deferred outflow - OPEB	27,828,518
Net pension liability	(15,213,242)
Deferred inflow - bond	(1,213,636)
Deferred inflow - pension	(3,202,378)
Deferred inflow - OPEB	(106,153,597)
Net Position of Governmental Activities	<u>\$ (151,042,524)</u>

PITTSFORD CENTRAL SCHOOL DISTRICT, NEW YORK
Statement of Revenues, Expenditures and Changes in Fund Balances
Governmental Funds
For The Year Ended June 30, 2023

	General Fund	Debt Service Fund	Capital Projects Fund	Nonmajor Governmental Funds	Total Governmental Funds
REVENUES					
Real property taxes and tax items	\$ 111,945,192	\$ -	\$ -	\$ -	\$ 111,945,192
Non-property taxes	7,515,762	-	-	-	7,515,762
Charges for services	606,603	-	-	-	606,603
Use of money and property	2,101,878	51,420	-	24,493	2,177,791
Sale of property and compensation for loss	158,322	-	-	-	158,322
Miscellaneous	1,323,614	-	-	277,421	1,601,035
State sources	29,466,630	-	-	734,704	30,201,334
Federal sources	75,220	-	-	4,610,754	4,685,974
Sales	-	-	-	2,304,253	2,304,253
TOTAL REVENUES	\$ 153,193,221	\$ 51,420	\$ -	\$ 7,951,625	\$ 161,196,266
EXPENDITURES					
General support	\$ 12,318,834	\$ 128,813	\$ -	\$ -	\$ 12,447,647
Instruction	73,776,002	-	-	4,979,953	78,755,955
Pupil transportation	4,850,559	-	1,591,729	170,389	6,612,677
Employee benefits	41,454,244	-	-	1,043,921	42,498,165
Debt service - principal	89,379	8,360,000	-	-	8,449,379
Debt service - interest	5,546	1,575,130	-	-	1,580,676
Cost of sales	-	-	-	853,124	853,124
Other expenses	-	-	-	931,766	931,766
Capital outlay	-	-	4,485,135	-	4,485,135
TOTAL EXPENDITURES	\$ 132,494,564	\$ 10,063,943	\$ 6,076,864	\$ 7,979,153	\$ 156,614,524
EXCESS (DEFICIENCY) OF REVENUES OVER EXPENDITURES	\$ 20,698,657	\$ (10,012,523)	\$ (6,076,864)	\$ (27,528)	\$ 4,581,742
OTHER FINANCING SOURCES (USES)					
Transfers - in	\$ -	\$ 9,935,130	\$ 16,969,696	\$ 289,411	\$ 27,194,237
Transfers - out	(27,194,237)	-	-	-	(27,194,237)
Premium on obligations issued	-	1,778,116	-	-	1,778,116
Payment to refunded bond escrow agent	-	(19,234,304)	-	-	(19,234,304)
Proceeds from advanced refunding	-	17,590,800	-	-	17,590,800
TOTAL OTHER FINANCING SOURCES (USES)	\$ (27,194,237)	\$ 10,069,742	\$ 16,969,696	\$ 289,411	\$ 134,612
NET CHANGE IN FUND BALANCE	\$ (6,495,580)	\$ 57,219	\$ 10,892,832	\$ 261,883	\$ 4,716,354
FUND BALANCE, BEGINNING OF YEAR	50,922,284	2,766,691	9,189,886	877,238	63,756,099
FUND BALANCE, END OF YEAR	\$ 44,426,704	\$ 2,823,910	\$ 20,082,718	\$ 1,139,121	\$ 68,472,453

(See accompanying notes to financial statements)

PITTSFORD CENTRAL SCHOOL DISTRICT, NEW YORK
Reconciliation of Governmental Funds Statement of Revenues, Expenditures, and Changes in
Fund Balances of Governmental Funds to Statement of Activities
For The Year Ended June 30, 2023

NET CHANGE IN FUND BALANCES -
TOTAL GOVERNMENTAL FUNDS

\$ 4,716,354

Amounts reported for governmental activities in the Statement of Activities are different because:

Governmental funds report capital outlays as expenditures. However, in the Statement of Activities the cost of those assets is allocated over their estimated useful lives and reported as depreciation expense. The following are the amounts by which capital outlays and additions of assets in excess depreciation in the current period:

Capital Outlay	\$ 4,779,446	
Additions to Assets, Net	252,924	
Leased Assets	2,495,175	
Depreciation and Amortization	<u>(9,368,794)</u>	
		(1,841,249)

Bond proceeds provide current financial resources to governmental funds, but issuing debt increases long-term obligations in the Statement of Net Position. Repayment of bond principal is an expenditure in the governmental funds, but the repayment reduces long-term obligations in the Statement of Net Position. The following details these items as they effect the governmental activities:

Debt Repayments	\$ 8,449,379	
Unamortized Bond Premium	(1,424,857)	
Advanced Refunding	18,920,000	
Proceeds from Advanced Refunding	<u>(17,585,000)</u>	
		8,359,522

In the Statement of Activities, interest is accrued on outstanding bonds, whereas in governmental funds, an interest expenditure is reported when due. (275,177)

The Retainage liability does not require the use of current financial resources and, therefore, is not reported as an expenditure in the governmental funds. (37,767)

The net OPEB liability does not require the use of current financial resources and, therefore, is not reported as an expenditure in the governmental funds. 2,285,292

(Increase) decrease in proportionate share of net pension asset/liability reported in the Statement of Activities do not provide for or require the use of current financial resources and therefore are not reported as revenues or expenditures in the governmental funds

Teachers' Retirement System	(1,617,791)
Employees' Retirement System	(1,914,116)

Portion of deferred (inflow) / outflow recognized in long term debt (1,213,636)

In the Statement of Activities, vacation pay, teachers' retirement incentive and judgments and claims are measured by the amount accrued during the year. In the governmental funds, expenditures for these items are measured by the amount actually paid. The following provides the differences of these items as presented in the governmental activities:

Compensated Absences	(7,534)
----------------------	---------

CHANGE IN NET POSITION OF GOVERNMENTAL ACTIVITIES

\$ 8,453,898

PITTSFORD CENTRAL SCHOOL DISTRICT, NEW YORK

Statement of Fiduciary Net Position

June 30, 2023

	Custodial Funds
ASSETS	
Cash and cash equivalents	\$ 280,054
TOTAL ASSETS	\$ 280,054
NET POSITION	
Restricted for individuals, organizations and other governments	\$ 280,054
TOTAL NET POSITION	\$ 280,054

Statement of Changes in Fiduciary Net Position

For The Year Ended June 30, 2023

	Custodial Funds
ADDITIONS	
Miscellaneous	\$ 488,408
TOTAL ADDITIONS	\$ 488,408
DEDUCTIONS	
Student activity	\$ 495,688
TOTAL DEDUCTIONS	\$ 495,688
CHANGE IN NET POSITION	\$ (7,280)
NET POSITION, BEGINNING OF YEAR	287,334
NET POSITION, END OF YEAR	\$ 280,054

PITTSFORD CENTRAL SCHOOL DISTRICT, NEW YORK

Notes To The Basic Financial Statements

June 30, 2023

I. Summary of Significant Accounting Policies

The financial statements of the Pittsford Central School District, New York (the District) have been prepared in conformity with generally accepted accounting principles (GAAP) as applied to government units. The Governmental Accounting Standards Board (GASB) is the accepted standard setting body for establishing governmental accounting and financial reporting principles. The more significant of the District's accounting policies are described below.

A. Reporting Entity

The Pittsford Central School District is governed by the laws of New York State. The District is an independent entity governed by an elected Board of Education consisting of seven members. The President of the Board serves as the chief fiscal officer and the Superintendent is the chief executive officer. The Board is responsible for, and controls all activities related to public school education within the District. Board members have authority to make decisions, power to appoint management, and primary accountability for all fiscal matters.

The reporting entity of the District is based upon criteria set forth by GASB Statement 14, *The Financial Reporting Entity*, as amended by GASB Statement 39, *Component Units* and GASB Statement No. 61, *The Financial Reporting Entity*. The financial reporting entity consists of the primary government, organizations for which the primary government is financially accountable and other organizations for which the nature and significance of their relationship with the primary government are such that exclusion would cause the reporting entity's financial statements to be misleading or incomplete.

The District is not a component unit of another reporting entity. The decision to include a potential component unit in the District's reporting entity is based on several criteria including legal standing, fiscal dependency, and financial accountability. Based on the application of these criteria, the following is a brief review of certain entities included in the District's reporting entity.

1. Extraclassroom Activity Funds

The extraclassroom activity funds of the District represent funds of the students of the District. The Board of Education exercises general oversight of these funds. The extraclassroom activity funds are independent of the District with respect to its financial transactions, and the designation of student management. Separate audited financial statements (cash basis) of the extraclassroom activity funds can be found at the District's business office. The District accounts for assets held as an agency for various student organizations in an agency fund.

(I.) (Continued)

B. Joint Venture

The District is a component of the First Supervisory District of Monroe County Board of Cooperative Educational Services (BOCES). The BOCES is a voluntary, cooperative association of school districts in a geographic area that shares planning, services, and programs which provide educational and support activities. There is no authority or process by which a school district can terminate its status as a BOCES component.

BOCES are organized under §1950 of the New York State Education Law. A BOCES Board is considered a corporate body. Members of a BOCES Board are nominated and elected by their component member boards in accordance with provisions of §1950 of the New York State Education Law. All BOCES property is held by the BOCES Board as a corporation (§1950(6)). In addition, BOCES Boards also are considered municipal corporations to permit them to contract with other municipalities on a cooperative basis under §119-n(a) of the New York State General Municipal Law.

A BOCES' budget is comprised of separate budgets for administrative, program, and capital costs. Each component school district's share of administrative and capital cost is determined by resident public school district enrollment as defined in Education Law, Section 1950(4)(b)(7). In addition, component districts pay tuition or a service fee for programs in which its students participate.

During the year, the District was billed \$13,580,282 for BOCES administrative and program costs.

The District's share of BOCES aid amounted to \$4,522,194.

Financial statements for the BOCES are available from the BOCES administrative office.

C. Basis of Presentation

1. Districtwide Statements

The Statement of Net Position and the Statement of Activities present financial information about the District's governmental activities. These statements include the financial activities of the overall government in its entirety, except those that are fiduciary. Eliminations have been made to minimize the double counting of internal transactions. Governmental activities generally are financed through taxes, state aid, intergovernmental revenues, and other exchange and non-exchange transactions. Operating grants include operating-specific and discretionary (either operating or capital) grants, while the capital grants column reflects capital specific grants.

The Statement of Activities presents a comparison between program expenses and revenues for each function of the District's governmental activities. Direct expenses are those that are specifically associated with and are clearly identifiable to a particular function. Indirect expenses, principally employee benefits, are allocated to functional areas in proportion to the payroll expended for those areas. Program revenues include charges paid by the recipients of goods or services offered by the programs, and grants and contributions that are restricted to meeting the operational or capital requirements of a particular program. Revenues that are not classified as program revenues, including all taxes, are presented as general revenues.

(I.) (Continued)

2. **Fund Statements**

The fund statements provide information about the District's funds, including fiduciary funds. Separate statements for each fund category (governmental and fiduciary) are presented. The emphasis of fund financial statements is on major governmental funds, each displayed in a separate column. All remaining governmental funds are aggregated and reported as nonmajor funds.

The District reports the following governmental funds:

a. **Major Governmental Funds**

General Fund - This is the District's primary operating fund. It accounts for all financial transactions that are not required to be accounted for in another fund.

Capital Projects Fund - Used to account for the financial resources used for acquisition, construction, or major repair of capital facilities.

Debt Service Fund - This fund accounts for the accumulation of resources and the payment of principal and interest on long-term obligations for governmental activities.

b. **Nonmajor Governmental** - The other funds which are not considered major are aggregated and reported as nonmajor governmental funds as follows:

Special Aid Fund - This fund accounts for the proceeds of specific revenue sources, such as federal and state grants, that are legally restricted to expenditures for specified purposes. These legal restrictions may be imposed either by governments that provide the funds, or by outside parties.

School Lunch Fund - Used to account for transactions of the District's lunch, breakfast and milk programs.

Miscellaneous Special Revenue Fund – used to account for and report those revenues that are restricted or committed to expenditures for specified purposes.

c. **Fiduciary** - Fiduciary activities are those in which the District acts as trustee or agent for resources that belong to others. These activities are not included in the District-wide financial statements, because their resources do not belong to the District, and are not available to be used.

Custodial Funds - These funds are strictly custodial in nature and do not involve the measurement of results of operations. Assets are held by the District as agent for various student groups or extraclassroom activity funds.

(I.) (Continued)

D. Measurement Focus and Basis of Accounting

Accounting and financial reporting treatment is determined by the applicable measurement focus and basis of accounting. Measurement focus indicates the type of resources being measured such as current financial resources or economic resources. The basis of accounting indicates the timing of transactions or events for recognition in the financial statements.

The District-Wide and fiduciary fund financial statements are reported using the economic resources measurement focus and the accrual basis of accounting. Revenues are recorded when earned and expenses are recorded at the time liabilities are incurred, regardless of when the related cash transaction takes place. Non-exchange transactions, in which the District gives or receives value without directly receiving or giving equal value in exchange, include property taxes, grants and donations. On an accrual basis revenue from property taxes is recognized in the fiscal year for which the taxes are levied. Revenue from grants and donations is recognized in the fiscal year in which all eligibility requirements have been satisfied.

The fund financial statements are reported using the current financial resources measurement focus and the modified accrual basis of accounting. Under this method, revenues are recognized when measurable and available. The District considers all revenues reported in the governmental funds to be available if the revenues are collected within one year after the end of the fiscal year.

Expenditures are recorded when the related fund liability is incurred, except for principal and interest on general long-term debt, claims and judgments, and compensated absences, which are recognized as expenditures to the extent they have matured. General capital asset acquisitions are reported as expenditures in governmental funds. Proceeds of general long-term debt and acquisitions under capital leases are reported as other financing sources.

E. Property Taxes

Real property taxes are levied annually by the Board of Education no later than September 1, and become a lien on August 9, 2022. Taxes are collected during the period September 1 to October 31, 2022.

Uncollected real property taxes are subsequently enforced by the County of Monroe, in which the District is located. The County pays an amount representing uncollected real property taxes transmitted to the County for enforcement to the District no later than the following April 1.

F. Restricted Resources

When an expense is incurred for purposes for which both restricted and unrestricted net position are available, the District's policy concerning which to apply first varies with the intended use, and with associated legal requirements, many of which are described elsewhere in these notes.

(I.) (Continued)

G. Interfund Transactions

The operations of the District include transactions between funds. These transactions may be temporary in nature, such as with interfund borrowing. The District typically loans resources between funds for the purpose of providing cash flow. These interfund receivables and payables are expected to be repaid within one year. Permanent transfers of funds include the transfer of expenditures and revenues to provide financing or other services.

In the District-wide statements, the amounts reported on the Statement of Net Position for interfund receivables and payables represent amounts due between different fund types (governmental activities and fiduciary funds). Eliminations have been made for all interfund receivables and payables between the funds.

The governmental funds report all interfund transactions as originally recorded. Interfund receivables and payables may be netted on the accompanying governmental funds balance sheet when it is the District's practice to settle these amounts at a net balance based upon the right of legal offset.

Refer to Note VIII for a detailed disclosure by individual fund for interfund receivables, payables, expenditures, and revenues activity.

H. Estimates

The preparation of financial statements in conformity with accounting principles generally accepted in the United States of America requires management to make estimates and assumptions that affect the reported amount of assets, deferred outflows of resources, liabilities, and deferred inflows of resources and disclosure of contingent assets and liabilities at the date of the financial statements and the reported revenues and expenses/expenditures during the reporting period. Actual results could differ from those estimates. Estimates and assumptions are made in a variety of areas, including computation of encumbrances, compensated absences, potential contingent liabilities and useful lives of long-lived assets.

I. Cash and Cash Equivalents

The District's cash and cash equivalents consist of cash on hand, demand deposits, and short-term investments with original maturities of three months or less from the date of acquisition.

New York State Law governs the District's investment policies. Resources must be deposited in FDIC-insured commercial banks or trust companies located within the State. Permissible investments include obligations of the United States Treasury, United States Agencies, repurchase agreements and obligations of New York State or its localities.

Collateral is required for demand and time deposits and certificates of deposit not covered by FDIC insurance. Obligations that may be pledged as collateral are obligations of the United States and its agencies and obligations of the State and its municipalities and Districts.

Investments are stated at fair value.

(I.) (Continued)

J. Receivables

Receivables are shown gross, with uncollectible amounts recognized under the direct write-off method. No allowance for uncollectible accounts has been provided since it is believed that such allowance would not be material.

In addition, the District will report a receivable relating to a lease arrangement. The receivable is recorded at the present value of the future payments and recognized over the life of the lease.

K. Inventory and Prepaid Items

Inventories of food and/or supplies for school lunch are recorded at cost on a first-in, first-out basis or, in the case of surplus food, at stated value which approximates market. Purchases of inventorable items in other funds are recorded as expenditures at the time of purchase, and are considered immaterial in amount.

Prepaid items represent payments made by the District for which benefits extend beyond year end. These payments to vendors reflect costs applicable to future accounting periods and are recorded as prepaid items in both the District-wide and fund financial statements. These items are reported as assets on the statement of net position or balance sheet using the consumption method. A current asset for the prepaid amounts is recorded at the time of purchase and an expense/expenditure is reported in the year the goods or services are consumed.

A non-spendable fund balance for these non-liquid assets (inventories and prepaid items) has been recognized to signify that a portion of fund balance is not available for other subsequent expenditures.

L. Capital Assets

In the District-wide financial statements, capital assets are accounted for at historical cost or estimated historical cost if actual is unavailable, except for donated capital assets which are recorded at their acquisition value at the date of donation.

Depreciation of all exhaustible capital assets is recorded as an allocated expense in the Statement of Activities, with accumulated depreciation reflected in the Statement of Net Position. Depreciation is provided over the assets' estimated useful lives using the straight-line method of depreciation. A capitalization threshold of \$5,000 is used to report capital assets. The range of estimated useful lives by type of assets is as follows:

<u>Class</u>	<u>Capitalization Threshold</u>	<u>Depreciation Method</u>	<u>Estimated Useful Life</u>
Buildings	\$ 50,000	SL	15-50 Years
Machinery and Equipment	\$ 5,000	SL	5-25 Years

The investment in infrastructure type assets have not been segregated for reporting purposes since all costs associated with capital projects are consolidated and reported as additions to buildings and improvements.

(I.) (Continued)

M. Right To Use Assets

The District-wide financial statements, right-to-use-assets are reported within the major class of the underlying asset and valued at the future minimum lease payment. Amortization is 5 years based on the contract terms and/or estimated replacement of the assets.

N. Unearned Revenue

The District reports unearned revenues on its Statement of Net Position and its Balance Sheet. On the Statement of Net Position, unearned revenue arises when resources are received by the District before it has legal claim to them, as when grant monies are received prior to incurrence of qualifying expenditures. In subsequent periods, when the District has legal claim to resources, the liability for unearned revenue is removed and revenue is recognized.

O. Deferred Outflows and Inflows of Resources

In addition to assets, the Statement of Net Position will sometimes report a separate section for deferred outflows of resources. This separate financial statement element, *deferred outflows of resources*, represents a consumption of net position that applies to a future period and so will not be recognized as an outflow of resources (expenses/expenditure) until then.

In addition to liabilities, the statement of net position will sometimes report a separate section for deferred inflows of resources. This separate financial statement element, *deferred inflows of resources*, represents an acquisition of net position that applies to a future period(s) and so will not be recognized as an inflow of resources (revenue) until that time.

P. Vested Employee Benefits

1. Compensated Absences

Compensated absences consist of unpaid accumulated annual sick leave, vacation, and sabbatical time.

Sick leave eligibility and accumulation is specified in negotiated labor contracts, and in individual employment contracts. Upon retirement, resignation or death, employees may contractually receive a payment based on unused accumulated sick leave.

Certain District employees are granted vacation in varying amounts, based primarily on length of service and service position. Some earned benefits may be forfeited if not taken within varying time periods.

Consistent with GASB Statement 16, Accounting for Compensated Absences, the liability has been calculated using the vesting/termination method and an accrual for that liability is included in the District-wide financial statements. The compensated absences liability is calculated based on the pay rates in effect at year end.

(I.) (Continued)

In the funds statements only the amount of matured liabilities is accrued within the General Fund based upon expendable and available financial resources. These amounts are expensed on a pay-as-you-go basis.

Q. Other Benefits

District employees participate in the New York State Employees' Retirement System and the New York State Teachers' Retirement System.

District employees may choose to participate in the District's elective deferred compensation plans established under Internal Revenue Code Sections 403(b) and 457.

In addition to providing pension benefits, the District provides post-employment health coverage to retired employees in accordance with the provision of various employment contracts in effect at the time of retirement. Substantially all of the District's employees may become eligible for these benefits if they reach normal retirement age while working for the District. Health care benefits are provided through plans whose premiums are based on the benefits paid during the year. The cost of providing post-retirement benefits may be shared between the District and the retired employee. The District recognizes the cost of providing health insurance by recording its share of insurance premiums as an expenditure.

R. Short-Term Debt

The District may issue Bond Anticipation Notes (BAN), in anticipation of proceeds from the subsequent sale of bonds. These notes are recorded as current liabilities of the funds that will actually receive the proceeds from the issuance of bonds. State law requires that a BAN issued for capital purposes be converted to long-term financing within five years after the original issue date.

S. Accrued Liabilities and Long-Term Obligations

Payables, accrued liabilities, and long-term obligations are reported in the district-wide financial statements. In the governmental funds, payables and accrued liabilities are paid in a timely manner and in full from current financial resources. Claims and judgments, other postemployment benefits payable and compensated absences that will be paid from governmental funds are reported as a liability in the funds' financial statements only to the extent that they are due for payment in the current year. Bonds and other long-term obligations that will be paid from governmental funds are recognized as a liability in the fund financial statements when due.

Long-term obligations represent the District's future obligations or future economic outflows. The liabilities are reported as due in one year or due within more than one year in the Statement of Net Position.

T. Equity Classifications

1. District-Wide Statements

In the District-wide statements there are three classes of net position:

(I.) (Continued)

a. **Net Investment in Capital Assets** - consists of net capital assets (cost less accumulated depreciation) reduced by outstanding balances of related debt obligations from the acquisition, constructions or improvements of those assets.

b. **Restricted Net Position** - reports net position when constraints placed on the assets or deferred outflows of resources are either externally imposed by creditors (such as through debt covenants), grantors, contributors, or laws or regulations of other governments, or imposed by law through constitutional provisions or enabling legislation.

On the Statement of Net Position the following balances represent the restricted for other purposes:

	<u>Total</u>
Workers' Compensation	\$ 654,505
Unemployment Costs	393,899
Retirement Contribution - ERS	2,639,508
Insurance	2,220,537
Tax Certiorari	2,444,323
Scholarships	176,879
Debt	2,823,910
Liability	1,217,055
Employee Benefit Accrued Liability	3,583,969
Total Net Position - Restricted for Other Purposes	<u>\$ 16,154,585</u>

c. **Unrestricted Net Position** - reports the balance of net position that does not meet the definition of the above two classifications . The reported deficit of \$286,991,070 at year end is the result of full implantation of GASB #75 regarding retiree health obligations and the New York State Pension system unfunded pension obligation.

2. **Fund Statements**

In the fund basis statements there are five classifications of fund balance:

a. **Nonspendable Fund Balance** – Includes amounts that cannot be spent because they are either not in spendable form or legally or contractually required to be maintained intact. Nonspendable fund balance includes:

	<u>Total</u>
Inventory in School Lunch	\$ 29,386
Prepaid Items	33,388
Total Nonspendable Fund Balance	<u>\$ 62,774</u>

(I.) (Continued)

b. **Restricted Fund Balances** – Includes amounts with constraints placed on the use of resources either externally imposed by creditors, grantors, contributors, or laws or regulations of other governments; or imposed by law through constitutional provisions or enabling legislation. All encumbrances of funds other than the general fund are classified as restricted fund balance. The District has established the following restricted fund balances:

Capital Reserve - According to Education Law §3651, must be used to pay the cost of any object or purpose for which bonds may be issued. The creation of a capital reserve fund requires authorization by a majority of the voters establishing the purpose of the reserve; the ultimate amount, its probable term and the source of the funds. Expenditures may be made from the reserve only for a specific purpose further authorized by the voters. The form for required legal notice for the vote on establishing and funding the reserve and the form of the proposition to be placed on the ballot are set forth in §3651 of the Education Law. The Reserve is accounted for in the General Fund under restricted fund balance. Year end balances are as follows:

<u>Name of Reserve</u>	<u>Maximum Funding</u>	<u>Total Funding Provided</u>	<u>Total Year to Date Balance</u>
Technology Capital Reserve	\$ 10,000,000	\$ 3,900,000	\$ 2,335,169
2021 Capital Project Reserve	\$ 42,000,000	\$ 19,122,007	\$ 5,326,500
2023 Transportation Capital Reserve	\$ 50,000,000	\$ 7,231,765	\$ 7,231,765
2023 Swimming Facilities Capital Reserve	\$ 40,000,000	\$ 1,500,000	\$ 1,500,000

Reserve for Debt Service - According to General Municipal Law §6-1, the Reserve for Debt Service must be established for the purpose of retiring the outstanding obligations upon the sale of District property or capital improvement that was financed by obligations that remain outstanding at the time of the sale. Also, earnings on project monies invested together with unused proceeds are reported here.

Employee Benefit Accrued Liability Reserve - According to General Municipal Law §6-p, must be used for the payment of accrued employee benefits due to an employee upon termination of the employee's service. This reserve may be established by a majority vote of the Board, and is funded by budgetary appropriations and such other reserves and funds that may be legally appropriated.

(I.) (Continued)

Insurance Reserve - According to General Municipal Law §6-n, must be used to pay liability, casualty and other types of losses, except losses incurred for which the following types of insurance may be purchased: life, accident, health, annuities, fidelity and surety, credit, title residual value and mortgage guarantee. In addition, this reserve may not be used for any purpose for which a special reserve may be established pursuant to law (for example, for unemployment compensation insurance). The reserve may be established by Board action, and funded by budgetary appropriation, or such other funds as may be legally appropriated. There is no limit on the amount that may be accumulated in the Insurance Reserve, however, the annual contribution to this reserve may not exceed the greater of \$33,000 or 5% of the budget. Settled or compromised claims up to \$25,000 may be paid from the reserve without judicial approval.

Liability Reserve - According to General Municipal Law §1709(8)(c), must be used to pay for property loss and liability claims incurred. Separate funds for property loss and liability claims are required, and this reserve may not in total exceed 3% of the annual budget or \$15,000, whichever is greater.

Retirement Contribution Reserve - According to General Municipal Law §6-r, must be used financing retirement contributions. The reserve must be accounted for separate and apart from all other funds and a detailed report of the operation and condition of the fund must be provided to the Board.

Teachers' Retirement Reserve – General Municipal Law §6r was amended to include a Teachers' Retirement Reserve (TRS) sub-fund. The reserve has an annual funding limit of 2% of the prior year TRS salaries and a maximum cumulative total balance of 10% of the previous year's TRS salary.

Tax Certiorari Reserve - According to General Municipal Law §3651.1-a, must be used to establish a reserve fund for tax certiorari claims and to expend from the fund without voter approval. The monies held in the reserve shall not exceed the amount which might reasonably be deemed necessary to meet anticipated judgments and claims arising out of tax certiorari proceedings. Any resources deposited to the reserve which are not expended for tax certiorari proceeding in the year such monies are deposited must be returned to the General Fund on or before the first day of the fourth fiscal year after deposit of these monies.

Unemployment Insurance Reserve - According to General Municipal Law §6-m, must be used to pay the cost of reimbursement to the State Unemployment Insurance Fund for payments made to claimants where the employer has elected to use the benefit reimbursement method. The reserve may be established by Board action and is funded by budgetary appropriations and such other funds as may be legally appropriated. Within sixty days after the end of any fiscal year, excess amounts may either be transferred to another reserve or the excess applied to the appropriations of the next succeeding fiscal year's budget. If the District elects to convert to tax (contribution) basis, excess resources in the fund over the sum sufficient to pay pending claims may be transferred to any other reserve fund.

(I.) (Continued)

Workers' Compensation Reserve - According to General Municipal Law §6-j, must be used to pay for compensation benefits and other expenses authorized by Article 2 of the Workers' Compensation Law, and for payment of expenses of administering this self-insurance program. The reserve may be established by Board action, and is funded by budgetary appropriations and such other funds as may be legally appropriated. Within sixty days after the end of any fiscal year, excess amounts may either be transferred to another reserve or the excess applied to the appropriations of the next succeeding fiscal year's budget.

Encumbrances - Encumbrance accounting, under which purchase orders, contracts and other commitments of expenditures are recorded for budgetary control purposes in order to reserve applicable appropriations, is employed as a control in preventing over-expenditure of established appropriations. Open encumbrances are reported as restricted fund balance in all funds other than the General Fund and School Lunch Fund, since they do not constitute expenditures or liabilities and will be honored through budget appropriations in the subsequent year.

Restricted fund balances include the following:

	<u>Total</u>
<u>General Fund -</u>	
Workers' Compensation	\$ 654,505
Unemployment Costs	393,899
Retirement Contribution - ERS	2,639,508
Retirement Contribution - TRS	4,515,083
Insurance	2,220,537
Tax Certiorari	2,444,323
Liability	1,217,055
Capital Reserves	16,393,434
Employee Benefit Accrued Liability	3,583,969
<u>Capital Fund -</u>	
2023 Emergency Roof Project	570,163
2023-2024 Bus Purchases	1,794,696
2021-2022 Renovations	29,051
2022-2023 Renovations	220,867
\$69.8M Capital Improvement Project	14,000,000
Facilities Mini Capital Project	3,467,941
<u>Misc Special Revenue Fund -</u>	
Scholarships	176,879
<u>Debt Service Fund -</u>	
Debt Service	2,823,910
Total Restricted Fund Balance	<u>\$ 57,145,820</u>

(I.) (Continued)

The District appropriated and/or budgeted funds from the following reserves for the 2023-24 budget:

	<u>Total</u>
EBALR	\$ 500,000
ERS	300,000
Workers' Compensation	50,000
Total	<u>\$ 850,000</u>

c. **Committed** - Includes amounts that can only be used for the specific purposes pursuant to constraints imposed by formal action of the school districts highest level of decision making authority, i.e., the Board of Education. The District has no committed fund balances as of June 30, 2023.

d. **Assigned Fund Balance** – Includes amounts that are constrained by the District’s intent to be used for specific purposes, but are neither restricted nor committed. All encumbrances of the General Fund are classified as assigned fund balance. Encumbrances represent purchase commitments made by the District’s purchasing agent through their authorization of a purchase order prior to year-end. The District assignment is based on the functional level of expenditures.

Management has determined significant encumbrances for the General Fund to be \$175,000, the Special Aid Fund to be \$9,000, and the Capital Projects Fund to be \$12,000. The District reports the following significant encumbrances:

<u>General Fund -</u>	
General Support	\$ 1,068,297
Handicapped Services	\$ 417,696
Instructional Media	\$ 1,131,329
<u>Capital Projects Fund -</u>	
Capital Outlay	\$ 3,001,812
<u>Special Aid Fund -</u>	
Instructional	\$ 587,500

Assigned fund balances include the following:

	<u>Total</u>
General Fund - Encumbrances	\$ 2,913,513
General Fund - Appropriated for Taxes	1,196,992
Special Aid Fund - Community Programs	60,444
School Lunch Fund - Year End Equity	872,412
Total Assigned Fund Balance	<u>\$ 5,043,361</u>

e. **Unassigned Fund Balance** –Includes all other general fund amounts that do not meet the definition of the above four classifications and are deemed to be available for general use by the school district and could report a surplus or deficit. In funds other than the general fund, the unassigned classification is used to report a deficit fund balance resulting from overspending for specific purposes for which amounts had been restricted or assigned.

(I.) (Continued)

NYS Real Property Tax Law 1318 limits the amount of unexpended surplus funds a school district can retain to no more than 4% of the District's budget for the general fund for the ensuing fiscal year. Nonspendable and restricted fund balance of the general fund are excluded from the 4% limitation. Amounts appropriated for the subsequent year and encumbrances are also excluded from the 4% limitation.

3. Order of Use of Fund Balance

The District's policy is to apply expenditures against nonspendable fund balance, restricted fund balance, committed fund balance, assigned fund balance, and unassigned fund balance at the end of the fiscal year. For all funds, nonspendable fund balances are determined first and then restricted fund balances for specific purposes are determined. Any remaining fund balance amounts for funds other than the general fund are classified as restricted fund balance. In the general fund, the remaining amounts are reported as unassigned. Assignments of fund balance cannot cause a negative unassigned fund balance.

U. New Accounting Standards

The District has adopted all current Statements of the Governmental Accounting Standards Board (GASB) that are applicable. At June 30, 2023, the District implemented the following new standards issued by GASB:

GASB has issued Statement No. 91, *Conduit Debt Obligations*.

GASB has issued Statement No. 93, *Replacement of Interbank Offered Rates, Paragraph 11b*.

GASB has issued Statement No. 96, *Subscription Based Information Technology*.

GASB has issued Statement No. 99, *Omnibus 2022 (leases, PPPs, and SBITAs)*.

V. Future Changes in Accounting Standards

GASB has issued Statement No. 100, *Accounting for Changes and Error Corrections-an Amendment of GASB Statement No. 62*, which will be effective for reporting periods beginning after June 15, 2023.

GASB has issued Statement No. 101, *Compensated Absences*, which will be effective for reporting periods beginning after December 15, 2023.

The District will evaluate the impact each of these pronouncements may have on its financial statements and will implement them as applicable and when material.

II. Changes in Accounting Principles

For the year ended June 30, 2023, the District implemented GASB Statement No. 96, *Subscription Based Information Technology Arrangements (SBITA)*. The implementation of the statement changes the reporting for SBITAs. There was no financial statement impact for the implementation for the Statement.

III. Stewardship, Compliance and Accountability

By its nature as a local government unit, the District is subject to various federal, state, and local laws and contractual regulations. An analysis of the District's compliance with significant laws and regulations and demonstration of its stewardship over District resources follows.

A. Budgets

The District administration prepares a proposed budget for approval by the Board of Education for the General Fund.

The voters of the District approved the proposed appropriation budget.

Appropriations established by adoption of the budget constitute a limitation on expenditures (and encumbrances) which may be incurred. Appropriations lapse at the end of the fiscal year unless expended or encumbered. Encumbrances will lapse if not expended in the subsequent year. Appropriations authorized for the current year are increased by the planned use of specific reserves, and budget amendments approved by the Board of Education as a result of selected new revenue sources not included in the original budget (when permitted by law). These supplemental appropriations may occur subject to legal restriction, if the Board approves them because of a need which exists which was not determined at the time the budget was adopted. During the 2022-23 fiscal year, the budget was increased by \$1,794,696 from the bus purchase reserve, \$14,000,000 for a capital project, \$575,000 for an emergency roof repair project, and \$500,000 for installation of instructional IT equipment.

Budgets are adopted annually on a basis consistent with GAAP. Appropriations authorized for the year are increased by the amount of encumbrances carried forward from the prior year.

Budgets are established and used for individual capital projects fund expenditures as approved by a special referendum of the District's voters. The maximum project amount authorized is based primarily upon the cost of the project, plus any requirements for external borrowings, not annual appropriations. These budgets do not lapse and are carried over to subsequent fiscal years until the completion of the projects.

B. Encumbrances

Encumbrance accounting is used for budget control and monitoring purposes and is reported as a part of the governmental funds. Under this method, purchase orders, contracts, and other commitments for the expenditure of monies are recorded to reserve applicable appropriations. Outstanding encumbrances as of year-end are presented as reservations of fund balance and do not represent expenditures or liabilities. These commitments will be honored in the subsequent period. Related expenditures are recognized at that time, as the liability is incurred, or the commitment is paid.

(III.) (Continued)

C. **Deficit Net Position**

The District-wide net position had a deficit at June 30, 2023 of \$151,042,524. The deficit is the result of the implementation of GASB Statement 75, “Accounting and Financial Reporting by Employers for Postemployment Benefits Other Than Pensions”, which required the recognition of an unfunded liability of \$231,437,656 at June 30, 2023. Since New York State Laws provide no mechanism for funding the liability, the subsequent accruals are expected to increase the deficit.

IV. **Cash and Cash Equivalents**

Credit risk: In compliance with the State Law, District investments are limited to obligations of the United States of America, obligations guaranteed by agencies of the United States of America where the payment of principal and interest are guaranteed by the United States of America, obligations of the State, time deposit accounts and certificates of deposit issued by a bank or trust company located in, and authorized to do business in, the State, and obligations issued by other municipalities and authorities within the State.

Concentration of Credit risk: To promote competition in rates and service cost, and to limit the risk of institutional failure, District deposits and investments are placed with multiple institutions. The District’s investment policy limits the amounts that may be deposited with any one financial institution.

Interest rate risk: The District has an investment policy that limits investment maturities as a means of managing its exposure to fair value losses arising from rising interest rates.

The District’s aggregate bank balances, included balances not covered by depository insurance at year end, collateralized as follows:

Uncollateralized	\$ -
Collateralized with Securities held by the Pledging Financial Institution	54,353,451
Collateralized within Trust Department or Agent	6,651,453
Total	<u>\$ 61,004,904</u>

Restricted cash represents cash where use is limited by legal requirements. These assets represent amounts required by statute to be reserved for various purposes. Restricted cash as of year-end includes \$57,145,820 within the governmental funds and \$280,054 in the fiduciary funds.

V. **Investments**

The District has few investments (primarily donated scholarship funds) and chooses to disclose its investments by specifically identifying each. The District’s investment policy for these investments is also governed by New York State statutes. Investments are stated at fair value, and are categorized as either:

- A. Insured or registered, or investments held by the District or by the District’s agent in the District’s name, or
- B. Uninsured and unregistered, with the investments held by the financial institutes trust department in the District’s name, or

(V.) (Continued)

- C. Uninsured and unregistered, with investments held by the financial institution or its trust department, but not in the District's name.

<u>Investments</u>	<u>Fund</u>	<u>Carrying Amount</u>	<u>Unrealized Investment Gain/(Loss)</u>	<u>Type of Investment</u>	<u>Category</u>
Dow Chemical	CM	\$ 27,290	\$ -	Stock	B

The District does not typically purchase investments for a long enough duration to cause it to believe that it is exposed to any material interest rate risk.

VI. Investment Pool

The District participates in a multi-municipal cooperative investment pool agreement pursuant to New York State General Municipal Law Article 5-G, §119-O, whereby it holds a portion of the investments in cooperation with other participants. The investments are highly liquid and are considered to be cash equivalents.

Total investments of the cooperative as of year-end are \$12,566,925 which consisted of \$3,757,510 in repurchase agreements, \$7,234,779 in U.S. Treasury Securities, \$300,350 in FDIC insured deposits and \$1,274,286 in collateralized bank deposits, with various interest rates and due dates.

The following amounts are included as unrestricted and restricted cash:

<u>Fund</u>	<u>Bank Amount</u>	<u>Carrying Amount</u>	<u>Description of Investment</u>
General Fund	\$ 11,923,878	\$ 11,923,878	CLASS
School Lunch Fund	\$ 643,047	\$ 643,047	CLASS

VII. Receivables

Receivables at June 30, 2023 for individual major funds and nonmajor funds, including the applicable allowances for uncollectible accounts, are as follows:

<u>Description</u>	<u>Governmental Activities</u>		
	<u>General Fund</u>	<u>Non-Major Funds</u>	<u>Total</u>
Accounts Receivable	58,644	\$ 2,517	\$ 61,161
Due From State and Federal	2,704,575	1,794,825	4,499,400
Due From Other Governments	2,066,213	-	2,066,213
Total Receivables	\$ 4,829,432	\$ 1,797,342	\$ 6,626,774

VIII. Interfund Receivables, Payables, Revenues and Expenditures

Interfund Receivables, Payables, Revenues and Expenditures at June 30, 2023 were as follows:

	Interfund			
	<u>Receivables</u>	<u>Payables</u>	<u>Revenues</u>	<u>Expenditures</u>
General Fund	\$ 2,198,099	\$ 14,585,430	\$ -	\$ 27,194,237
Debt Service Fund	-	-	9,935,130	-
Capital Projects Fund	14,575,000	100	16,969,696	-
Non Major Funds	10,430	2,197,999	289,411	-
Total	<u>\$ 16,783,529</u>	<u>\$ 16,783,529</u>	<u>\$ 27,194,237</u>	<u>\$ 27,194,237</u>

Interfund receivables and payables between governmental activities are eliminated on the Statement of Net Position. The District typically loans resources between funds for the purpose of mitigating the effects of transient cash flow issues. All interfund payables are not necessarily expected to be repaid within one year.

Transfers are used to finance certain special aid programs, support capital project expenditures, and debt service expenditures.

IX. Capital Assets and Lease Assets

A. Capital Assets

Capital asset balances and activity were as follows:

<u>Type</u>	<u>Balance 7/1/2022</u>	<u>Additions</u>	<u>Deletions</u>	<u>Balance 6/30/2023</u>
<u>Governmental Activities:</u>				
<u>Capital Assets that are not Depreciated -</u>				
Land	\$ 678,810	\$ -	\$ -	\$ 678,810
Work in progress	814,324	6,114,631	4,052,879	2,876,076
<i>Total Nondepreciable</i>	<u>\$ 1,493,134</u>	<u>\$ 6,114,631</u>	<u>\$ 4,052,879</u>	<u>\$ 3,554,886</u>
<u>Capital Assets that are Depreciated -</u>				
Buildings and Improvements	\$ 233,443,984	\$ 1,215,181	\$ -	\$ 234,659,165
Machinery and equipment	20,115,522	1,831,116	2,196,600	19,750,038
<i>Total Depreciated Assets</i>	<u>\$ 253,559,506</u>	<u>\$ 3,046,297</u>	<u>\$ 2,196,600</u>	<u>\$ 254,409,203</u>
<u>Less Accumulated Depreciation -</u>				
Buildings and Improvements	\$ 126,411,960	\$ 5,902,653	\$ -	\$ 132,314,613
Machinery and equipment	10,953,202	1,784,791	2,120,921	10,617,072
<i>Total Accumulated Depreciation</i>	<u>\$ 137,365,162</u>	<u>\$ 7,687,444</u>	<u>\$ 2,120,921</u>	<u>\$ 142,931,685</u>
<i>Total Capital Assets Depreciated, Net of Accumulated Depreciation</i>	<u>\$ 116,194,344</u>	<u>\$ (4,641,147)</u>	<u>\$ 75,679</u>	<u>\$ 111,477,518</u>
Total Capital Assets	<u>\$ 117,687,478</u>	<u>\$ 1,473,484</u>	<u>\$ 4,128,558</u>	<u>\$ 115,032,404</u>

(IX.) (Continued)

B. Lease Assets

A summary of the lease and subscription IT asset activity during the year ended June 30, 2023 is as follows:

<u>Type</u>	<u>Balance 7/1/2022</u>	<u>Additions</u>	<u>Deletions</u>	<u>Balance 6/30/2023</u>
<u>Lease Assets:</u>				
Equipment	\$ 6,742,397	\$ 2,495,175	\$ 361,364	\$ 8,876,208
<i>Total Lease Assets</i>	\$ 6,742,397	\$ 2,495,175	\$ 361,364	\$ 8,876,208
<u>Less Accumulated Amortization -</u>				
Equipment	\$ 3,427,723	\$ 1,681,350	\$ 361,364	\$ 4,747,709
<i>Total Accumulated Amortization</i>	\$ 3,427,723	\$ 1,681,350	\$ 361,364	\$ 4,747,709
<i>Total Lease Assets, Net</i>	\$ 3,314,674	\$ 813,825	\$ -	\$ 4,128,499

C. Other capital assets (net of depreciation and amortization):

Depreciated Capital Assets (net)	\$ 111,477,518
Amortized Lease Assets (net)	4,128,499
Total Other Capital Assets (net)	\$ 115,606,017

D. Depreciation/Amortization expense for the period was charged to functions/programs as follows:

<u>Governmental Activities:</u>	<u>Depreciation</u>	<u>Amortization</u>	<u>Total</u>
General Government Support	\$ 278,239	\$ -	\$ 278,239
Instruction	5,596,693	1,681,350	7,278,043
Pupil Transportation	1,496,541	-	1,496,541
School Lunch	315,971	-	315,971
Total Depreciation and Amortization Expense	\$ 7,687,444	\$ 1,681,350	\$ 9,368,794

X. Long-Term Debt Obligations

Long-term liability balances and activity for the year are summarized below:

	<u>Balance 7/1/2022</u>	<u>Additions</u>	<u>Deletions</u>	<u>Balance 6/30/2023</u>	<u>Due Within One Year</u>
<u>Governmental Activities:</u>					
<u>Bonds and Notes Payable -</u>					
Serial Bonds	\$ 45,030,000	\$ 17,585,000	\$ 27,280,000	\$ 35,335,000	\$ 3,015,000
Unamortized Bond Premium	2,107,732	1,778,116	353,259	3,532,589	353,259
Lease Liability	312,864	-	89,379	223,485	84,712
Total Bonds and Notes Payable	\$ 47,450,596	\$ 19,363,116	\$ 27,722,638	\$ 39,091,074	\$ 3,452,971
<u>Other Liabilities -</u>					
Net Pension Liability	\$ -	\$ 15,213,242	\$ -	\$ 15,213,242	\$ -
OPEB	323,154,550	-	91,716,894	231,437,656	-
Retainage Payable	15,700	37,767	-	53,467	53,467
Compensated Absences	6,221,556	14,263	-	6,235,819	651,355
Total Other Liabilities	\$ 329,391,806	\$ 15,265,272	\$ 91,716,894	\$ 252,940,184	\$ 704,822
Total Long-Term Obligations	\$ 376,842,402	\$ 34,628,388	\$ 119,439,532	\$ 292,031,258	\$ 4,157,793

The General Fund has typically been used to liquidate long-term liabilities such as compensated absences.

(X.) (Continued)

Existing serial and statutory bond obligations:

<u>Description</u>	<u>Original Amount</u>	<u>Issue Date</u>	<u>Final Maturity</u>	<u>Interest Rate</u>	<u>Amount Outstanding 6/30/2023</u>
Serial Bonds -					
Refunding Bond	\$ 17,585,000	2023	2033	3%-5%	\$ 17,345,000
2012 Construction	\$ 25,030,000	2018	2034	3.25%-5.00%	17,990,000
Total Serial Bonds					\$ 35,335,000
Leases -					
Copiers	\$ 469,458	2019	2027	3.50%	\$ 223,485
Total Leases					\$ 223,485

The following is a summary of debt service requirements:

<u>Year</u>	<u>Serial Bonds</u>		<u>Leases</u>	
	<u>Principal</u>	<u>Interest</u>	<u>Principal</u>	<u>Interest</u>
2024	\$ 3,015,000	\$ 1,679,050	\$ 84,712	\$ 3,524
2025	3,175,000	1,533,375	65,708	1,738
2026	3,330,000	1,372,875	50,116	386
2027	3,505,000	1,204,250	22,949	24
2028	3,690,000	1,027,000	-	-
2029-33	18,500,000	2,228,600	-	-
2034	120,000	3,900	-	-
Total	\$ 35,335,000	\$ 9,049,050	\$ 223,485	\$ 5,672

On November 9, 2022, the District issued \$17,585,000 in general obligation bonds with an average interest rate of 4.99% to advance refund \$18,920,000 of outstanding serial bonds with an average interest rate of 3.88%. The net proceeds of \$19,234,304 (after payment of \$123,963 in underwriting fees, insurance and other issuance costs) were used to purchase United States government securities. Those securities were deposited in an irrevocable trust with an escrow agent to provide for all future debt service payments on the bonds. As a result, the bonds are considered to be defeased, and the liability for those bonds has been removed from the District's financial statements. The District advance refunded the bonds to revise its payment schedules due to changes in New York State's aid payment schedules. The economic gain (the difference between the present value of the debt service payments on the old and new debt) is approximately \$783,232.

In prior years, the District defeased certain general obligations and other bonds by placing the proceeds of new bonds in an irrevocable trust to provide for all future debt service payments on the old bonds. Accordingly, the trust account assets and the liability for the defeased bonds are not included in the District's financial statements. \$19,625,000 of bonds outstanding are considered defeased.

Interest on long-term debt for June 30, 2023 was composed of:

Interest Paid	\$ 1,580,676
Less: Interest Accrued in the Prior Year	(113,334)
Less: Premium Amortization	(353,259)
Plus: Interest Accrued in the Current Year	388,511
Total Long-Term Interest Expense	\$ 1,502,594

XI. Deferred Inflows/Outflows of Resources

The following is a summary of the deferred inflows/outflows of resources:

	<u>Deferred Outflows</u>	<u>Deferred Inflows</u>
Pension	\$ 35,833,627	\$ 3,202,378
Bonds	-	1,213,636
OPEB	27,828,518	106,153,597
Total	<u>\$ 63,662,145</u>	<u>\$ 110,569,611</u>

XII. Pension Plans

A. General Information

The District participates in the New York State Teacher's Retirement System (TRS) and the New York State and Local Employee's Retirement System (ERS). These are cost-sharing multiple employer public employee retirement systems. The Systems offer a wide range of plans and benefits, which are related to years of service and final average salary, vesting of retirement benefits, death, and disability.

B. Provisions and Administration

A 10-member Board of Trustees of the New York State Teachers' Retirement Board administers TRS. TRS provides benefits to plan members and beneficiaries as authorized by the Education Law and the New York State Retirement and Social Security Law (NYSRSSL). Membership is mandatory and automatic for all full-time teachers, teaching assistants, guidance counselors and administrators employed in New York Public Schools and BOCES who elected to participate in TRS. Once a public employer elects to participate in the system, the election is irrevocable. The New York State Constitution provides that pension membership is a contractual relationship and plan benefits cannot be diminished or impaired. Benefits can be changed for future members only by enactment of a State statute. TRS issues a publicly available financial report that contains financial statements and required supplementary information. The report may be obtained by writing to NYSTRS, 10 Corporate Woods Drive, Albany, New York 12211-2395 or by referring to the TRS Comprehensive Annual Financial report, which can be found on the System's website at www.nystrs.org.

ERS provides retirement benefits as well as death and disability benefits. The net position of the System is held in the New York State Common Retirement Fund (the Fund), which was established to hold all net assets and record changes in plan net position allocated to the System. The Comptroller of the State of New York serves as the trustee of the Fund and is the administrative head of the System. NYSRSSL govern obligations of employers and employees to contribute, and benefits to employees. Once a public employer elects to participate in the System, the election is irrevocable. The New York State Constitution provides that pension membership is a contractual relationship and plan benefits cannot be diminished or impaired. Benefits can be changed for future members only by enactment of a State statute. The District also participates in the Public Employees' Group Life Insurance Plan (GLIP), which provides death benefits in the form of life insurance. The System is included in the State's financial report as a pension trust fund. ERS issues a publicly available financial report that includes financial statements and required supplementary information. That report may be obtained by writing to NYSERS, Office of the State Comptroller, 110 State Street, Albany, New York 12244 or by referring to the ERS Comprehensive Annual Report, which can be found at www.osc.state.ny.us/retire/publications/index.php.

(XII.) (Continued)

C. Funding Policies

The Systems are noncontributory except for employees who joined after July 27, 1976, who contribute 3 percent of their salary for the first ten years of membership, and employees who joined on or after January 1, 2010 who generally contribute 3.0 to 3.5 percent of their salary for their entire length of service. In addition, employee contribution rates under ERS tier VI vary based on a sliding salary scale. For TRS, contribution rates are established annually by the New York State Teachers' Retirement Board pursuant to Article 11 of the Education Law. For ERS, the Comptroller annually certifies the actuarially determined rates expressly used in computing the employers' contributions for the ERS' fiscal year ended March 31. The District paid 100% of the required contributions as billed by the TRS and ERS for the current year.

The District's share of the required contributions, based on covered payroll paid for the District's year ended June 30, 2023:

<u>Contributions</u>	<u>ERS</u>	<u>TRS</u>
2023	\$ 1,785,730	\$ 5,603,186

D. Pension Liabilities, Pension Expense, and Deferred Outflows of Resources and Deferred Inflows of Resources related to Pensions

At June 30, 2023, the District reported the following asset/(liability) for its proportionate share of the net pension asset /(liability) for each of the Systems. The net pension asset/(liability) was measured as of March 31, 2023 for ERS and June 30, 2022 for TRS. The total pension asset/(liability) used to calculate the net pension asset/(liability) was determined by an actuarial valuation. The District's proportion of the net pension asset/(liability) was based on a projection of the District's long-term share of contributions to the Systems relative to the projected contributions of all participating members, actuarially determined. This information was provided by the TRS and ERS Systems in reports provided to the District.

	<u>ERS</u>	<u>TRS</u>
Measurement date	March 31, 2023	June 30, 2022
Net pension assets/(liability)	\$ (9,838,795)	\$ (5,374,447)
District's portion of the Plan's total net pension asset/(liability)	0.046%	0.280%

For the year ended June 30, 2023, the District recognized pension expenses of \$3,821,002 for ERS and \$6,793,710 for TRS. At June 30, 2023 the District's reported deferred outflows of resources and deferred inflows of resources related to pensions from the following sources:

(XII.) (Continued)

	Deferred Outflows of Resources		Deferred Inflows of Resources	
	<u>ERS</u>	<u>TRS</u>	<u>ERS</u>	<u>TRS</u>
Differences between expected and actual experience	\$ 1,047,909	\$ 5,631,740	\$ 276,310	\$ 107,695
Changes of assumptions	4,778,353	10,425,519	52,810	2,164,979
Net difference between projected and actual earnings on pension plan investments	-	6,944,296	57,802	-
Changes in proportion and differences between the District's contributions and proportionate share of contributions	799,124	279,260	19,018	523,764
Subtotal	<u>\$ 6,625,386</u>	<u>\$ 23,280,815</u>	<u>\$ 405,940</u>	<u>\$ 2,796,438</u>
District's contributions subsequent to the measurement date	654,790	5,272,636	-	-
Grand Total	<u>\$ 7,280,176</u>	<u>\$ 28,553,451</u>	<u>\$ 405,940</u>	<u>\$ 2,796,438</u>

District contributions subsequent to the measurement date which will be recognized as a reduction of the net pension liability in the year ended June 30, 2023. Other amounts reported as deferred outflows of resources and deferred inflows of resources related to pensions will be recognized in pension expense as follows:

<u>Year</u>	<u>ERS</u>	<u>TRS</u>
2023	\$ -	\$ 3,956,211
2024	1,598,507	2,008,541
2025	(288,861)	(956,542)
2026	2,163,723	13,618,906
2027	2,746,077	1,750,722
Thereafter	-	106,539
Total	<u>\$ 6,219,446</u>	<u>\$ 20,484,377</u>

D. Actuarial Assumptions

The total pension liability as of the measurement date was determined by using an actuarial valuation as noted in the table below, with update procedures used to roll forward the total pension liability to the measurement date. The actuarial valuations used the following actuarial assumptions:

	<u>ERS</u>	<u>TRS</u>
Measurement date	March 31, 2023	June 30, 2022
Actuarial valuation date	April 1, 2022	June 30, 2021
Interest rate	5.90%	6.95%
Salary scale	4.40%	5.18%-1.95%
Decrement tables	April 1, 2015- March 31, 2020 System's Experience	July 1, 2015- June 30, 2020 System's Experience
Inflation rate	2.90%	2.40%
COLA's	1.50%	1.30%

(XII.) (Continued)

For ERS, annuitant mortality rates are based on April 1, 2015 – March 31, 2020 System experience with adjustments for mortality improvements based on the Society of Actuaries' Scale MP-2021. For TRS, annuitant mortality rates are based on plan member experience adjustments for mortality improvements based on Society of Actuaries Scale MP-2021.

The long-term rate of return on pension plan investments was determined using a building block method in which best estimate ranges of expected future real rates of return (expected returns net of investment expense and inflation) are developed for each major asset class. These ranges are combined to produce the long term expected rate of return by weighting the expected future real rates of return by the target asset allocation percentage and by adding expected inflation. Best estimates of the arithmetic real rates of return for each major asset class included in the target asset allocation as of March 31, 2023 are summarized as follows:

Long Term Expected Rate of Return		
	<u>ERS</u>	<u>TRS</u>
Measurement date	March 31, 2023	June 30, 2022
<u>Asset Type -</u>		
Domestic equity	4.30%	6.50%
International equity	6.85%	7.20%
Global equity	0.00%	6.90%
Private equity	7.50%	9.90%
Real estate	4.60%	6.20%
Opportunistic portfolios	5.38%	0.00%
Real assets	5.84%	0.00%
Bonds and mortgages	0.00%	0.60%
Cash	0.00%	-0.30%
Private debt	0.00%	5.30%
Real estate debt	0.00%	2.40%
High-yield fixed income securities	0.00%	3.30%
Domestic fixed income securities	0.00%	1.10%
Global fixed income securities	0.00%	0.00%
Short-term	0.00%	0.00%
Credit	5.43%	0.00%

The real rate of return is net of the long-term inflation assumption of 2.5% for ERS and 2.4% for TRS.

- * Excludes equity-oriented long-only funds. For investment management purposes, these funds are included in domestic equity and international equity.

E. Discount Rate

The discount rate used to calculate the total pension liability was 5.90% for ERS and 6.95% for TRS. The projection of cash flows used to determine the discount rate assumes that contributions from plan members will be made at the current contribution rates and that contributions from employers will be made at statutorily required rates, actuarially. Based upon the assumptions, the Systems' fiduciary net position was projected to be available to make all projected future benefit payments of current plan members. Therefore, the long term expected rate of return on pension plan investments was applied to all periods of projected benefit payments to determine the total pension liability.

(XII.) (Continued)

F. Sensitivity of the Net Pension Liability to the Discount Rate Assumption

The following presents the District's proportionate share of the net pension liability calculated using the discount rate of 5.90% for ERS and 6.95% for TRS, as well as what the District's proportionate share of the net pension asset/(liability) would be if it were calculated using a discount rate that is 1-percentagepoint lower (4.90% for ERS and 5.95% for TRS) or 1-percentage-point higher (6.90% for ERS and 7.95% for TRS) than the current assumption :

<u>ERS</u>	<u>1% Decrease (4.90%)</u>	<u>Current Assumption (5.90%)</u>	<u>1% Increase (6.90%)</u>
Employer's proportionate share of the net pension asset (liability)	\$ (23,776,147)	\$ (9,838,795)	\$ 1,807,484

<u>TRS</u>	<u>1% Decrease (5.95%)</u>	<u>Current Assumption (6.95%)</u>	<u>1% Increase (7.95%)</u>
Employer's proportionate share of the net pension asset (liability)	\$ (49,554,924)	\$ (5,374,447)	\$ 31,781,044

G. Pension Plan Fiduciary Net Position

The components of the current year net pension asset/(liability) of the employers as of the respective valuation dates, were as follows:

	<u>(In Thousands)</u>	
	<u>ERS</u>	<u>TRS</u>
Measurement date	March 31, 2023	June 30, 2022
Employers' total pension liability	\$ 232,627,259	\$ 133,883,474
Plan net position	211,183,223	131,964,582
Employers' net pension asset/(liability)	<u>\$ (21,444,036)</u>	<u>\$ (1,918,892)</u>
Ratio of plan net position to the employers' total pension asset/(liability)	90.78%	98.60%

H. Payables to the Pension Plan

For ERS, employer contributions are paid annually based on the System's fiscal year which ends on March 31st. Accrued retirement contributions as of June 30, 2023 represent the projected employer contribution for the period of April 1, 2023 through June 30, 2023 based on paid ERS wages multiplied by the employer's contribution rate, by tier. Accrued retirement contributions as of June 30, 2023 amounted to \$654,790.

For TRS, employer and employee contributions for the fiscal year ended June 30, 2023 are paid to the System in September, October and November 2023 through a state aid intercept. Accrued retirement contributions as of June 30, 2023 represent employee and employer contributions for the fiscal year ended June 30, 2023 based on paid TRS wages multiplied by the employer's contribution rate, by tier and employee contributions for the fiscal year as reported to the TRS System. Accrued retirement contributions as of June 30, 2023 amounted to \$5,603,186.

XIII. Postemployment Benefits

A. General Information About the OPEB Plan

Plan Description – The District’s defined benefit OPEB plan, provides OPEB for all permanent full-time general and public safety employees of the District. The plan is a single employer defined benefit OPEB plan administered by the District. Article 11 of the State Compiled Statutes grants the authority to establish and amend the benefit terms and financing requirements to the District Board. No assets are accumulated in a trust that meets the criteria in paragraph 4 of Statement 75.

Benefits Provided – The District provides healthcare and life insurance benefits for retirees and their dependents. The benefit terms are dependent on which contract each employee falls under. The specifics of each contract are on file at the District offices and are available upon request.

Employees Covered by Benefit Terms – At March 31, 2023, the following employees were covered by the benefit terms:

Inactive employees or beneficiaries currently receiving benefit payments	1,167
Active Employees	1,142
Total	2,309

B. Total OPEB Liability

The District’s total OPEB liability of \$231,437,656 was measured as of March 31, 2023, and was determined by an actuarial valuation as of that date. This liability is calculated based on the various employment contracts that the District has negotiated. From a budgeting process the District currently is on a pay as you go basis for retiree’s which means the District employment budgets the annual cash cost associated with this benefit for retirees and pays that cost to an insurance carrier.

New York State provides no mechanism for the funding of the actuarial calculated liability, and therefore, the financial statements reflect a deficit net position at June 30, 2023 totaling \$151,042,524.

Actuarial Assumptions and Other Inputs – The total OPEB liability in the June 30, 2023 actuarial valuation was determined using the following actuarial assumptions and other inputs, applied to all periods included in the measurement, unless otherwise specified:

Inflation	3.78 percent
Salary Increases	3.53 percent, average, including inflation
Discount Rate	3.78 percent
Healthcare Cost Trend Rates	Initial rate of 5.50% decreasing to an ultimate rate of 4.300%
Retirees' Share of Benefit-Related Costs	Varies between 0% and 20% depending on contract

The discount rate was based on a tax exempt, high quality 20-year tax-exempt general obligation municipal bond yield or index rate.

Mortality rates were based on the MP-2021 improvement scale.

(XIII.) (Continued)

C. Changes in the Total OPEB Liability

Balance at June 30, 2022	<u>\$ 323,154,550</u>
<u>Changes for the Year -</u>	
Service cost	\$ 9,488,343
Interest	9,174,323
Differences between expected and actual experience	(61,166,626)
Changes in assumptions or other inputs	(40,751,076)
Benefit payments	(8,461,858)
Net Changes	<u>\$ (91,716,894)</u>
Balance at June 30, 2023	<u>\$ 231,437,656</u>

Changes of benefit terms reflect the following:

- The Single Discount Rate changed from 2.83% to 3.78% effective June 30, 2023
- The Salary scale changed from 3.44% to 3.53% effective June 30, 2023
- Updated healthcare cost trend rates to rates effective June 30, 2023
- Updated teachers retirement tables effective June 30, 2023

Sensitivity of the Total OPEB Liability to Changes in the Discount Rate – The following presents the total OPEB liability of the District, as well as what the District's total OPEB liability would be if it were calculated using a discount rate that is 1-percentage-point lower (2.78 percent) or 1-percentage-point higher (4.78 percent) than the current discount rate:

	1% Decrease (<u>2.78%</u>)	Discount Rate (<u>3.78%</u>)	1% Increase (<u>4.78%</u>)
Total OPEB Liability	\$ 265,890,268	\$ 231,437,656	\$ 203,432,844

Sensitivity of the Total OPEB Liability to Changes in the Healthcare Cost Trend Rates – The following presents the total OPEB liability of the District, as well as what the District's total OPEB liability would be if it were calculated using healthcare cost trend rates that are 1-percentage-point lower (3.00 percent) or 1-percentage-point higher (5.00 percent) than the current healthcare cost trend rate:

	1% Decrease (<u>4.50%</u> <u>Decreasing to 3.00%</u>)	Healthcare Cost Trend Rates (<u>5.50%</u> <u>Decreasing to 4.00%</u>)	1% Increase (<u>6.50%</u> <u>Decreasing to 5.00%</u>)
Total OPEB Liability	\$ 200,246,672	\$ 231,437,656	\$ 270,489,651

(XIII.) (Continued)

D. OPEB Expense and Deferred Outflows of Resources and Deferred Inflows of Resources Related to OPEB

For the year ended June 30, 2023, the District recognized OPEB expense of \$4,207,594. At June 30, 2023, the District reported deferred outflows of resources and deferred inflows of resources related to OPEB from the following sources:

	Deferred Outflows of Resources	Deferred Inflows of Resources
Differences between expected and actual experience	\$ 23,216,367	\$ 52,264,047
Changes of assumptions	2,496,686	53,889,550
Contributions after measurement date	2,115,465	-
Total	\$ 27,828,518	\$ 106,153,597

Amounts reported as deferred outflows of resources and deferred inflows of resources related to OPEB will be recognized in OPEB expense as follows:

<u>Year</u>	
2023	\$ 15,844,997
2024	16,782,512
2025	15,931,769
2026	16,334,499
2027	15,546,767
Total	\$ 80,440,544

XIV. Risk Management

A. General Information

The District is exposed to various risks of loss related to injuries to employees, theft, damages, natural disasters, etc. These risks are covered by commercial insurance purchased from independent third parties. Settled claims from these risks have not exceeded commercial insurance coverage for the past three years.

B. Health Plan

The District incurs costs related to the Rochester Area School Health Plan (Plan I and Plan II) sponsored by the Board of Cooperative Educational Services, Second Supervisory District of Monroe and Orleans Counties and its component districts.

(XIV.) (Continued)

1. **Plan I**

The Plans objectives are to formulate, develop and administer a program of insurance to obtain lower costs for that coverage, and to develop a comprehensive loss control program. Membership in the Plans may be offered to any component district of the Monroe #1 and Monroe #2 BOCES with the unanimous approval of the Board of Directors. Voluntary withdrawal from the Plans may be effective only once annually on the last day of the Plans year as may be established by the Board of Directors. Notice of Intention to Withdraw must be given in writing to the Chairman of the Board of Directors and the Treasurer not less than thirty days prior to the end of the Plans year. Plan members bear an equal proportionate share of the Plans' assets and claim liabilities. Pursuant to the Municipal Cooperative Agreement the Plans are a risk sharing pool and all monies paid to the Treasurer shall be pooled and administered as a common fund. No refunds shall be made to a participant and no assessments are charged to a participant other than the annual premium equivalent. If surplus funds exist at the end of any fiscal year, the distribution of such funds shall be determined by the Board of Directors. This Plan's members include seventeen districts and two BOCES with the District bearing an equal proportionate share of the Plan's assets and claim liabilities.

This Plan purchases, on an annual basis, stop-loss insurance policies to limit its exposure for claims paid within any one fiscal year.

This Plan establishes a liability for both reported and unreported insured events, which includes estimates of both future payments of losses and related claim adjustment expenses. However, because actual claims costs depend on complex factors, the process used in computing claims liabilities does not necessarily result in a exact amount. Such claims are based on the ultimate cost of claims (including future claim adjustment expenses) that have been reported but not settled and claims that have been incurred but not reported. Adjustments to claims liabilities are charged or credited to expenses in the periods in which they are made. During the year ended June 30, 2023, the District incurred premiums or contribution expenditures totaling \$2,707,418.

This Plan is audited on an annual basis and is available at the BOCES administrative offices. The most recent audit available for the year ended December 31, 2022, revealed that the Plan was fully funded.

2. **Plan II**

The District incurs costs related to the Rochester Area School Health Plan II sponsored by the Board of Cooperative Educational services, Second Supervisory District of Monroe, and Orleans Counties (Monroe 2-Orleans BOCES). The Plan was established as a Municipal Cooperative under the authorization of Article 5-G of the General Municipal Law in 2004. The plan received a Certificate of Authority to operate as a self-funded plan under Article 47 of the New York State Insurance Law, effective January 1, 2020.

(XIV.) (Continued)

Membership in the Plan may be offered to any component school district of the Monroe 1 BOCES and Monroe 2-Orleans BOCES within the geographical boundaries of Monroe County, New York provided that the applicant provides proof of its financial responsibility that is satisfactory to the Board of Directors in its sole discretion, and the applicant is the same type of municipal corporation as the initial Participants. The Plan has full participation from all eligible participants including the two BOCES and seventeen component school districts.

A participant has the right to withdraw from the Plan, but such withdrawal shall be effective only on January 1 of the next Plan Year following the Plan Year in which the Participant provides notice. Any withdrawing Participant shall be responsible for its pro rata share of any Plan Deficit and shall satisfy any other obligation relating to the Participant's membership in the Plan. The withdrawing Participant shall not be entitled to share in any Plan surplus.

The Plan is a risk sharing pool and all monies paid to the Treasurer shall be pooled and administered as a common fund. The annual premium equivalent for each coverage option under the Plan is established and approved by a majority of the entire Board of Directors. Each participant is required to contribute to the Plan an amount equal to the Premium Equivalent applicable to the coverage options, under which the Participants Enrollees are covered. If surplus funds exist at the end of any fiscal year, the distribution of such funds shall be determined by the Board of Directors.

The Plan establishes a liability for both reported and unreported insured events, which includes estimates of both future payments of losses and related claim adjustment expenses. Such claims estimates are based on the ultimate cost of claims that have been reported but not settled and claims that have been incurred but not reported.

The Plan is audited on an annual basis and is available at the Monroe 2-Orleans BOCES administrative offices. The most recent audit available for the year ended December 31, 2022 revealed that the Plan was fully funded.

During the year ended June 30, 2023, the District incurred premiums or contribution expenditures totaling \$24,412,989.

C. Workers' Compensation

The District incurs costs related to the Rochester Area School Workers' Compensation Plan (Plan) sponsored by the Board of Cooperative Educational Services, Second Supervisory District of Monroe and Orleans Counties and its component districts. The Plan's objectives are to furnish workers' compensation benefits to participating districts at a significant cost savings. Membership in the Plan may be offered to any component district of the Monroe #1 and Monroe #2 BOCES with the approval of the Board of Directors. Voluntary withdrawal from the Plan may be effective only once annually on the last day of the Plan year as may be established by the Board of Director. Notice of Intention to Withdraw must be given in writing to the Chairman of the Board of Directors and the Treasurer not less than one year prior to the end of the Plan year.

(XIV.) (Continued)

Plan membership is currently comprised of two BOCES and seventeen districts. If a surplus of participants' assessments exists after the close of a Plan year, the Board may retain from such surplus an amount sufficient to establish and maintain a claim contingency fund. Surplus funds in excess of the amount transferred to or included in such contingency fund shall be applied in reduction of the next annual assessment or to the billing of Plan participants. All monies paid to the Treasurer by participants shall be commingled and administered as a common fund. No refunds shall be made to a participant and no assessments are charged to a participant other than the annual premium equivalent. However, if it appears to the Board of Directors that the liabilities of the Plan will exceed its cash assets, after taking into account any "excess insurance", the Board shall determine the amount needed to meet such deficiency and shall assess such amount against all participants pro-rata per enrollee.

The Plan purchases, on an annual basis, stop-loss insurance policies to limit its exposure for claims paid.

The Plan establishes a liability for both reported and unreported insured events, which includes estimates of both future payments of losses and related claim adjustment expenses. However, because actual claims costs depend on complex factors, the process used in computing claims liabilities does not necessarily result in an exact amount. Such claims are based on the ultimate cost of claims (including future claim adjustment expenses) that have been reported but not settled, and claims that have been incurred but not reported.

Adjustments to claims liabilities are charged or credited to expenses in the periods in which they are made. During the year ended June 30, 2023, the District incurred premiums or contribution expenditures totaling \$520,178.

The Plan is audited on an annual basis and is available at the BOCES administrative offices. The most recent audit available for the year ended June 30, 2022, revealed that the Plan was underfunded.

D. Unemployment

District employees are entitled to coverage under the New York State Unemployment Insurance Law. The District has elected to discharge its liability to the New York State Unemployment Insurance Fund (the Fund) by the benefit reimbursement method, a dollar-for-dollar reimbursement to the fund for benefits paid from the fund to former employees. The District has established a self-insurance fund to pay these claims. The expenditures of this program for the 2022-23 fiscal year totaled \$529. The balance of the fund at June 30, 2023 was \$393,899 and is recorded in the General Fund as an Unemployment Insurance Reserve. In addition, as of June 30, 2023, no loss contingencies existed or were considered probable or estimable for incurred but not reported claims payable.

E. Health Fund

The District no longer funds the HRA for the teachers and paraprofessionals. The unexpended balance in the Health Fund account at June 30, 2023, which represents the remaining balance of the participants, amounted to \$832,664 and is reported as other liabilities in the General Fund.

(XIV.) (Continued)

F. Dental Fund

The District has a self-insured plan for dental coverage. The plan is administered by a third party administrator who pays the claims directly to the dentists. The District then reimburses the third party administrator for the exact amount of the claims paid. The total cost to the District for dental claims during 2022-23 was \$1,046,194.

XV. Commitments and Contingencies

A. Litigation

The District has several real property tax assessment matters in which the individuals and corporations are requesting reduction to their tax assessments. The District also has one claim filed relating to the child victims act and three claims for impartial hearing requests in which the outcomes cannot be determined at this time.

B. Grants

The District has received grants, which are subject to audit by agencies of the State and Federal Governments. Such audits may result in disallowances and a request for a return of funds. Based on prior years' experience, the District's administration believes disallowances, if any, will be immaterial.

XVI. Tax Abatement

The County of Monroe IDA, and the District enter into various property tax abatement programs for the purpose of Economic Development. As a result the District property tax revenue was reduced \$169,801 and the District received \$79,242 in PILOT revenue.

Required Supplementary Information
PITTSFORD CENTRAL SCHOOL DISTRICT, NEW YORK
Schedule of Changes in District's Total OPEB Liability and Related Ratio
For The Year Ended June 30, 2023

	TOTAL OPEB LIABILITY						
	<u>2023</u>	<u>2022</u>	<u>2021</u>	<u>2020</u>	<u>2019</u>	<u>2018</u>	<u>2017</u>
Service cost	\$ 9,488,343	\$ 10,318,083	\$ 9,370,329	\$ 8,563,234	\$ 9,401,775	\$ 9,016,313	\$ 8,311,872
Interest	9,174,323	7,254,613	7,614,797	9,526,472	10,582,508	10,190,452	8,148,245
Changes in benefit terms	-	-	-	-	-	(459,965)	-
Differences between expected and actual experiences	(61,166,626)	25,110,598	(3,386,911)	(28,005,192)	(29,571,025)	6,060,831	31,761,645
Changes of assumptions or other inputs	(40,751,076)	(28,797,145)	5,868,120	46,842,600	1,147,095	6,915,240	(17,397,777)
Benefit payments	<u>(8,461,858)</u>	<u>(7,875,889)</u>	<u>(7,618,256)</u>	<u>(6,933,737)</u>	<u>(7,133,867)</u>	<u>(6,589,823)</u>	<u>(5,928,449)</u>
Net Change in Total OPEB Liability	\$ (91,716,894)	\$ 6,010,260	\$ 11,848,079	\$ 29,993,377	\$ (15,573,514)	\$ 25,133,048	\$ 24,895,536
Total OPEB Liability - Beginning	<u>\$ 323,154,550</u>	<u>\$ 317,144,290</u>	<u>\$ 305,296,211</u>	<u>\$ 275,302,834</u>	<u>\$ 290,876,348</u>	<u>\$ 265,743,300</u>	<u>\$ 240,847,764</u>
Total OPEB Liability - Ending	<u><u>\$ 231,437,656</u></u>	<u><u>\$ 323,154,550</u></u>	<u><u>\$ 317,144,290</u></u>	<u><u>\$ 305,296,211</u></u>	<u><u>\$ 275,302,834</u></u>	<u><u>\$ 290,876,348</u></u>	<u><u>\$ 265,743,300</u></u>
Covered Employee Payroll	\$ 62,371,927	\$ 63,566,298	\$ 61,452,338	\$ 63,996,400	\$ 62,000,000	\$ 50,378,752	\$ 50,378,752
Total OPEB Liability as a Percentage of Covered Employee Payroll	371.06%	508.37%	516.08%	477.05%	444.04%	577.38%	527.49%

10 years of historical information is not available, and will be added each year subsequent to the year of implementation until 10 years of historical data is present.

Required Supplementary Information
PITTSFORD CENTRAL SCHOOL DISTRICT, NEW YORK
Schedule of the District's Proportionate Share of the Net Pension Liability
For The Year Ended June 30, 2023

NYSERS Pension Plan									
	<u>2023</u>	<u>2022</u>	<u>2021</u>	<u>2020</u>	<u>2019</u>	<u>2018</u>	<u>2017</u>	<u>2016</u>	<u>2015</u>
Proportion of the net pension liability (assets)	0.0459%	0.0445%	0.0436%	0.0437%	0.0449%	0.0473%	0.0488%	0.0498%	0.0482%
Proportionate share of the net pension liability (assets)	\$ 9,838,795	\$ (3,639,132)	\$ 43,406	\$ 11,561,629	\$ 3,184,369	\$ 1,525,175	\$ 4,586,926	\$ 7,990,840	\$ 1,629,503
Covered-employee payroll	\$ 16,623,944	\$ 15,769,900	\$ 15,890,575	\$ 15,735,849	\$ 15,663,778	\$ 15,376,066	\$ 15,070,830	\$ 14,262,724	\$ 14,403,537
Proportionate share of the net pension liability (assets) as a percentage of its covered-employee payroll	59.184%	-23.076%	0.273%	73.473%	20.330%	9.919%	30.436%	56.026%	11.313%
Plan fiduciary net position as a percentage of the total pension liability	90.78%	103.65%	99.95%	86.39%	96.27%	98.24%	94.70%	90.70%	97.90%
NYSTRS Pension Plan									
	<u>2023</u>	<u>2022</u>	<u>2021</u>	<u>2020</u>	<u>2019</u>	<u>2018</u>	<u>2017</u>	<u>2016</u>	<u>2015</u>
Proportion of the net pension liability (assets)	0.2801%	0.2845%	0.2749%	0.2705%	0.2663%	0.2668%	0.2698%	0.2730%	0.2725%
Proportionate share of the net pension liability (assets)	\$ 5,374,447	\$ (49,295,017)	\$ 7,597,241	\$ (7,028,192)	\$ (4,815,351)	\$ (2,027,966)	\$ 2,889,537	\$ (28,352,181)	\$ (30,355,697)
Covered-employee payroll	\$ 51,240,392	\$ 49,695,745	\$ 49,022,821	\$ 47,416,977	\$ 46,066,016	\$ 44,242,586	\$ 43,225,052	\$ 42,391,356	\$ 41,669,104
Proportionate share of the net pension liability (assets) as a percentage of its covered-employee payroll	10.489%	-99.194%	15.497%	-14.822%	-10.453%	-4.584%	6.685%	-66.882%	-72.849%
Plan fiduciary net position as a percentage of the total pension liability	98.60%	113.25%	97.80%	102.20%	101.53%	100.66%	99.01%	110.46%	111.48%

10 years of historical information is not available, and will be added each year subsequent to the year of implementation until 10 years of historical data is present.

(See Independent Auditors' Report)

Required Supplementary Information
PITTSFORD CENTRAL SCHOOL DISTRICT, NEW YORK
Schedule of District Contributions
For The Year Ended June 30, 2023

NYSERS Pension Plan

	<u>2023</u>	<u>2022</u>	<u>2021</u>	<u>2020</u>	<u>2019</u>	<u>2018</u>	<u>2017</u>	<u>2016</u>	<u>2015</u>
Contractually required contributions	\$ 1,785,730	\$ 2,356,341	\$ 2,179,525	\$ 2,169,309	\$ 2,215,602	\$ 2,226,497	\$ 2,200,715	\$ 2,420,688	\$ 2,596,813
Contributions in relation to the contractually required contribution	<u>(1,785,730)</u>	<u>(2,356,341)</u>	<u>(2,179,525)</u>	<u>(2,169,309)</u>	<u>(2,215,602)</u>	<u>(2,226,497)</u>	<u>(2,200,715)</u>	<u>(2,420,688)</u>	<u>(2,596,813)</u>
Contribution deficiency (excess)	<u>\$ -</u>	<u>\$ -</u>	<u>\$ -</u>	<u>\$ -</u>	<u>\$ -</u>	<u>\$ -</u>	<u>\$ -</u>	<u>\$ -</u>	<u>\$ -</u>
Covered-employee payroll	\$ 16,623,944	\$ 15,769,900	\$ 15,890,575	\$ 15,735,849	\$ 15,663,778	\$ 15,376,066	\$ 15,070,830	\$ 14,262,724	\$ 14,403,537
Contributions as a percentage of covered-employee payroll	10.74%	14.94%	13.72%	13.79%	14.14%	14.48%	14.60%	16.97%	18.03%

NYSTRS Pension Plan

	<u>2023</u>	<u>2022</u>	<u>2021</u>	<u>2020</u>	<u>2019</u>	<u>2018</u>	<u>2017</u>	<u>2016</u>	<u>2015</u>
Contractually required contributions	\$ 5,603,186	\$ 5,236,578	\$ 4,134,559	\$ 4,395,512	\$ 5,070,671	\$ 4,519,493	\$ 5,275,356	\$ 5,750,979	\$ 7,416,144
Contributions in relation to the contractually required contribution	<u>(5,603,186)</u>	<u>(5,236,578)</u>	<u>(4,134,559)</u>	<u>(4,395,512)</u>	<u>(5,070,671)</u>	<u>(4,519,493)</u>	<u>(5,275,356)</u>	<u>(5,750,979)</u>	<u>(7,416,144)</u>
Contribution deficiency (excess)	<u>\$ -</u>	<u>\$ -</u>	<u>\$ -</u>	<u>\$ -</u>	<u>\$ -</u>	<u>\$ -</u>	<u>\$ -</u>	<u>\$ -</u>	<u>\$ -</u>
Covered-employee payroll	\$ 51,240,392	\$ 49,695,745	\$ 49,022,821	\$ 47,416,977	\$ 46,066,016	\$ 44,242,586	\$ 43,225,052	\$ 42,391,356	\$ 41,669,104
Contributions as a percentage of covered-employee payroll	10.94%	10.54%	8.43%	9.27%	11.01%	10.22%	12.20%	13.57%	17.80%

10 years of historical information is not available, and will be added each year subsequent to the year of implementation until 10 years of historical data is present.

Required Supplementary Information
PITTSFORD CENTRAL SCHOOL DISTRICT, NEW YORK
Schedule of Revenues, Expenditures and Changes in Fund Balance -
Budget (Non-GAAP Basis) and Actual - General Fund
For The Year Ended June 30, 2023

	<u>Original</u> <u>Budget</u>	<u>Amended</u> <u>Budget</u>	<u>Current</u> <u>Year's</u> <u>Revenues</u>	<u>Over (Under)</u> <u>Revised</u> <u>Budget</u>
REVENUES				
Local Sources -				
Real property taxes	\$ 111,869,614	\$ 107,318,259	\$ 107,312,731	\$ (5,528)
Real property tax items	78,850	4,630,205	4,632,461	2,256
Non-property taxes	6,125,200	6,125,200	7,515,762	1,390,562
Charges for services	455,600	455,600	606,603	151,003
Use of money and property	92,000	92,000	2,101,878	2,009,878
Sale of property and compensation for loss	97,000	597,000	158,322	(438,678)
Miscellaneous	595,000	595,000	1,323,614	728,614
State Sources -				
Basic formula	23,051,683	23,051,683	15,714,897	(7,336,786)
Lottery aid	-	-	8,655,710	8,655,710
BOCES	3,492,199	3,492,199	4,522,194	1,029,995
Textbooks	352,529	352,529	346,005	(6,524)
All Other Aid -				
Computer software	189,450	189,450	188,443	(1,007)
Library loan	38,556	38,556	38,381	(175)
Other aid	1,019,150	1,019,150	1,000	(1,018,150)
Federal Sources	<u>50,000</u>	<u>50,000</u>	<u>75,220</u>	<u>25,220</u>
TOTAL REVENUES	<u>\$ 147,506,831</u>	<u>\$ 148,006,831</u>	<u>\$ 153,193,221</u>	<u>\$ 5,186,390</u>
Appropriated reserves	<u>\$ 750,000</u>	<u>\$ 16,544,696</u>		
Appropriated fund balance	<u>\$ 1,341,957</u>	<u>\$ 1,916,957</u>		
Prior year encumbrances	<u>\$ 2,969,771</u>	<u>\$ 2,969,771</u>		
TOTAL REVENUES AND				
APPROPRIATED RESERVES/				
FUND BALANCE	<u><u>\$ 152,568,559</u></u>	<u><u>\$ 169,438,255</u></u>		

Required Supplementary Information
PITTSFORD CENTRAL SCHOOL DISTRICT, NEW YORK
Schedule of Revenues, Expenditures and Changes in Fund Balance -
Budget (Non-GAAP Basis) and Actual - General Fund
For The Year Ended June 30, 2023

	Original	Amended	Current		Unencumbered
	<u>Budget</u>	<u>Budget</u>	<u>Year's</u>	<u>Encumbrances</u>	<u>Balances</u>
EXPENDITURES			<u>Expenditures</u>		
General Support -					
Board of education	\$ 48,241	\$ 93,346	\$ 37,458	\$ 1,109	\$ 54,779
Central administration	418,560	439,351	436,284	316	2,751
Finance	1,076,979	1,185,626	1,092,332	37,469	55,825
Staff	1,102,086	1,134,508	1,035,250	22,209	77,049
Central services	10,079,729	10,136,977	8,126,659	985,950	1,024,368
Special items	1,599,494	1,661,140	1,590,851	21,244	49,045
Instructional -					
Instruction, administration and improvement	4,588,730	4,747,484	4,500,383	22,179	224,922
Teaching - regular school	40,148,045	40,194,010	37,998,416	109,368	2,086,226
Programs for children with handicapping conditions	18,177,308	18,090,680	16,461,377	417,696	1,211,607
Occupational education	440,386	649,106	648,720	-	386
Teaching - special schools	30,000	30,000	26,219	81	3,700
Instructional media	6,115,564	8,144,007	6,853,160	1,131,329	159,518
Pupil services	7,977,722	8,109,093	7,287,727	110,130	711,236
Pupil Transportation	5,176,004	5,465,309	4,850,559	52,622	562,128
Employee Benefits	44,867,886	42,066,762	41,454,244	1,811	610,707
Debt service - principal	-	89,379	89,379	-	-
Debt service - interest	-	5,546	5,546	-	-
TOTAL EXPENDITURES	<u>\$ 141,846,734</u>	<u>\$ 142,242,324</u>	<u>\$ 132,494,564</u>	<u>\$ 2,913,513</u>	<u>\$ 6,834,247</u>
Other Uses -					
Transfers - out	\$ 10,721,825	\$ 27,195,931	\$ 27,194,237	\$ -	\$ 1,694
TOTAL EXPENDITURES AND OTHER USES	<u>\$ 152,568,559</u>	<u>\$ 169,438,255</u>	<u>\$ 159,688,801</u>	<u>\$ 2,913,513</u>	<u>\$ 6,835,941</u>
NET CHANGE IN FUND BALANCE	<u>\$ -</u>	<u>\$ -</u>	<u>\$ (6,495,580)</u>		
FUND BALANCE, BEGINNING OF YEAR	<u>50,922,284</u>	<u>50,922,284</u>	<u>50,922,284</u>		
FUND BALANCE, END OF YEAR	<u><u>\$ 50,922,284</u></u>	<u><u>\$ 50,922,284</u></u>	<u><u>\$ 44,426,704</u></u>		

Note to Required Supplementary Information:

A reconciliation is not necessary since encumbrances are presented in a separate column on this schedule.

Supplementary Information
PITTSFORD CENTRAL SCHOOL DISTRICT, NEW YORK
Schedule of Change From Adopted Budget To Final Budget
And The Real Property Tax Limit
For The Year Ended June 30, 2023

CHANGE FROM ADOPTED BUDGET TO FINAL BUDGET:

Adopted budget	\$ 149,598,788
Prior year's encumbrances	<u>2,969,771</u>
Original Budget	\$ 152,568,559
Budget revisions -	
Voter approved use of bus reserve	1,794,696
Voter approved use of capital reserve	14,000,000
Emergency roof project	575,000
Installation of instructional IT equipment	<u>500,000</u>
FINAL BUDGET	<u><u>\$ 169,438,255</u></u>

SECTION 1318 OF REAL PROPERTY TAX LAW LIMIT CALCULATION:

2023-24 voter approved expenditure budget	\$ 155,512,452
<u>Unrestricted fund balance:</u>	
Assigned fund balance	\$ 4,110,505
Unassigned fund balance	<u>6,220,498</u>
Total Unrestricted fund balance	<u>\$ 10,331,003</u>
<u>Less adjustments:</u>	
Appropriated fund balance	\$ 1,196,992
Encumbrances included in assigned fund balance	<u>2,913,513</u>
Total adjustments	<u>\$ 4,110,505</u>
General fund fund balance subject to Section 1318 of	
Real Property Tax Law	<u>6,220,498</u>
ACTUAL PERCENTAGE	<u><u>4.00%</u></u>

Supplementary Information
PITTSFORD CENTRAL SCHOOL DISTRICT, NEW YORK
CAPITAL PROJECTS FUND
Schedule of Project Expenditures
For The Year Ended June 30, 2023

Project Title	Original Appropriation	Revised Appropriation	Expenditures			Unexpended Balance	Methods of Financing			Fund Balance
			Prior Years	Current Year	Total		Local Sources	State Sources	Total	
Bus Purchase Reserve 2022-23	\$ 1,578,192	\$ 1,578,192	\$ -	\$ 1,578,192	\$ 1,578,192	\$ 1,578,192	\$ 1,578,192		\$ 1,578,192	\$ -
Bus Purchase Reserve 2023-24	1,794,696	1,794,696	-	-	-	1,794,696	1,794,696		1,794,696	1,794,696
Capital Funded by:										
2018-2019 Renovations	250,000	247,495	234,920	12,575	247,495	-	247,495	-	247,495	-
2019-2020 Renovations	685,000	192,967	26,231	166,736	192,967	-	192,967	-	192,967	-
2021-2022 Renovations	250,000	40,670	-	11,619	11,619	29,051	40,670	-	40,670	29,051
2022-2023 Renovations	600,000	600,000	-	379,133	379,133	220,867	600,000	-	600,000	220,867
Bus Roof Project	-	953,868	54,948	898,920	953,868	-	953,868	-	953,868	-
2023 Emergency Roof Project	575,000	575,000	-	4,837	4,837	570,163	575,000	-	575,000	570,163
BOCES Capital Project	2,833,574	2,833,574	1,597,106	1,236,468	2,833,574	-	2,833,574	-	2,833,574	-
2021 Facilities Mini Capital Project	6,000,000	6,000,000	743,675	1,788,384	2,532,059	3,467,941	6,000,000	-	6,000,000	3,467,941
\$69.8M Capital Improvement Project	69,822,169	69,822,169	-	-	-	69,822,169	14,000,000	-	14,000,000	14,000,000
TOTAL	\$ 84,388,631	\$ 84,638,631	\$ 2,656,880	\$ 6,076,864	\$ 8,733,744	\$ 77,483,079	\$ 28,816,462	\$ -	\$ 28,816,462	\$ 20,082,718

Supplementary Information
PITTSFORD CENTRAL SCHOOL DISTRICT, NEW YORK
Combining Balance Sheet - Nonmajor Governmental Funds
June 30, 2023

	Special Revenue Funds			Total
	Special Aid Fund	School Lunch Fund	Miscellaneous Special Revenue Fund	Nonmajor Governmental Funds
ASSETS				
Cash and cash equivalents	\$ 1,003,884	\$ 1,147,905	\$ 149,975	\$ 2,301,764
Investments	-	-	27,290	27,290
Receivables	1,795,046	2,296	-	1,797,342
Inventories	-	29,386	-	29,386
Due from other funds	10,430	-	-	10,430
TOTAL ASSETS	\$ 2,809,360	\$ 1,179,587	\$ 177,265	\$ 4,166,212
LIABILITIES AND FUND BALANCES				
<u>Liabilities</u> -				
Accounts payable	\$ 530,790	\$ 3,650	\$ 386	\$ 534,826
Accrued liabilities	6,441	2,628	-	9,069
Due to other funds	2,080,814	117,185	-	2,197,999
Due to other governments	-	182	-	182
Compensated Absences	-	16,786	-	16,786
Unearned revenue	130,871	137,358	-	268,229
TOTAL LIABILITIES	\$ 2,748,916	\$ 277,789	\$ 386	\$ 3,027,091
<u>Fund Balances</u> -				
Nonspendable	\$ -	\$ 29,386	\$ -	\$ 29,386
Restricted	-	-	176,879	176,879
Assigned	60,444	872,412	-	932,856
TOTAL FUND BALANCE	\$ 60,444	\$ 901,798	176,879	\$ 1,139,121
TOTAL LIABILITIES AND FUND BALANCES	\$ 2,809,360	\$ 1,179,587	\$ 177,265	\$ 4,166,212

Supplementary Information
PITTSFORD CENTRAL SCHOOL DISTRICT, NEW YORK
Combining Statement of Revenues, Expenditures and Changes in Fund Balances
Nonmajor Governmental Funds
For The Year Ended June 30, 2023

	Special Revenue Funds			Total
	Special Aid Fund	School Lunch Fund	Miscellaneous Special Revenue Fund	Nonmajor Governmental Funds
REVENUES				
Use of money and property	\$ -	\$ 19,776	\$ 4,717	\$ 24,493
Miscellaneous	204,381	1,924	71,116	277,421
State sources	734,704	-	-	734,704
Federal sources	4,610,754	-	-	4,610,754
Sales	-	2,304,253	-	2,304,253
TOTAL REVENUES	\$ 5,549,839	\$ 2,325,953	\$ 75,833	\$ 7,951,625
EXPENDITURES				
Instruction	\$ 4,979,953	\$ -	\$ -	\$ 4,979,953
Pupil transportation	170,389	-	-	170,389
Employee benefits	677,939	365,982	-	1,043,921
Cost of sales	-	853,124	-	853,124
Other expenses	-	844,019	87,747	931,766
TOTAL EXPENDITURES	\$ 5,828,281	\$ 2,063,125	\$ 87,747	\$ 7,979,153
EXCESS (DEFICIENCY) OF REVENUES OVER EXPENDITURES	\$ (278,442)	\$ 262,828	\$ (11,914)	\$ (27,528)
OTHER FINANCING SOURCES (USES)				
Transfers - in	\$ 289,411	\$ -	\$ -	\$ 289,411
TOTAL OTHER FINANCING SOURCES (USES)	\$ 289,411	\$ -	\$ -	\$ 289,411
NET CHANGE IN FUND BALANCE	\$ 10,969	\$ 262,828	\$ (11,914)	\$ 261,883
FUND BALANCE, BEGINNING OF YEAR	49,475	638,970	188,793	877,238
FUND BALANCE, END OF YEAR	\$ 60,444	\$ 901,798	\$ 176,879	\$ 1,139,121

(See Independent Auditors' Report)

Supplementary Information
PITTSFORD CENTRAL SCHOOL DISTRICT, NEW YORK
Net Investment in Capital Assets/Right to Use Assets
For The Year Ended June 30, 2023

Capital assets/right to use assets, net		\$ 119,160,903
Deduct:		
Bond payable	\$ 35,335,000	
Leases	223,485	
Unamortized bond premium	3,532,589	
Deferred inflow - bond	1,213,636	
Retainage payable	<u>53,467</u>	
		<u>40,358,177</u>
Net Investment in Capital Assets/Right to Use Assets		<u><u>\$ 78,802,726</u></u>

Supplementary Information
PITTSFORD CENTRAL SCHOOL DISTRICT, NEW YORK
SCHEDULE OF EXPENDITURES OF FEDERAL AWARDS
For The Year Ended June 30, 2023

<u>Grantor / Pass - Through Agency</u>	<u>Assistance Listing Number</u>	<u>Pass-Through Agency Number</u>	<u>Total Expenditures</u>
<u>Federal Award Cluster / Program</u>			
<u>U.S. Department of Education:</u>			
<u>Passed Through NYS Education Department -</u>			
<u>Special Education Cluster IDEA -</u>			
Special Education - Grants to States (IDEA, Part B)	84.027	0032-23-0368	\$ 1,078,108
Special Education - Preschool Grants (IDEA Preschool)	84.173	0033-23-0368	35,565
ARP - Special Education - Grants to States (IDEA, Part B)	84.027X	5532-23-0368	120,663
ARP - Special Education - Preschool Grants (IDEA Preschool)	84.173X	5533-23-0368	12,992
<i>Total Special Education Cluster IDEA</i>			\$ 1,247,328
<u>Education Stabilization Funds -</u>			
CRRSA - ESSER 2	84.425D	5891-21-1385	\$ 2,104,456
CRRSA - GEER 2	84.425C	5896-21-1385	639,266
ARP - ESSER 3	84.425U	5880-21-1385	362,415
<i>Total Education Stabilization Funds</i>			\$ 3,106,137
Title IIA - Supporting Effective Instruction State Grant	84.367	0147-22-1385	18,912
Title IIA - Supporting Effective Instruction State Grant	84.367	0147-23-1385	69,225
Title IIIA - Immigrant Education	84.365	0293-22-1385	19,405
Title IIIA - Immigrant Education	84.365	0293-23-1385	3,301
Title IV - Student Support and Enrichment Program	84.424	0204-22-1385	2,088
Title IV - Student Support and Enrichment Program	84.424	0204-23-1385	290
Title I - Grants to Local Educational Agencies	84.010	0021-23-1385	144,068
Total U.S. Department of Education			\$ 4,610,754
TOTAL EXPENDITURES OF FEDERAL AWARDS			\$ 4,610,754



BUSINESS
ADVISORS
AND CPAS

**Report on Internal Control Over Financial Reporting
and on Compliance and Other Matters Based on an Audit
of Financial Statements Performed in Accordance With
*Government Auditing Standards***

Independent Auditors' Report

To the Board of Education
Pittsford Central School District, New York

We have audited, in accordance with auditing standards generally accepted in the United States of America and the standards applicable to financial audits contained in *Government Auditing Standards* issued by the Comptroller General of the United States, the financial statements of the governmental activities, each major fund, and the aggregate remaining fund information of the Pittsford Central School District as of and for the year ended June 30, 2023, and the related notes to the financial statements, which collectively comprise the District's basic financial statements, and have issued our report thereon dated September 15, 2023.

Internal Control over Financial Reporting

In planning and performing our audit of the financial statements, we considered the District's internal control over financial reporting (internal control) as a basis for designing procedures that are appropriate in the circumstances for the purpose of expressing our opinions on the financial statements, but not for the purpose of expressing an opinion on the effectiveness of the District's internal control. Accordingly, we do not express an opinion on the effectiveness of the District's internal control.

A *deficiency in internal control* exists when the design or operation of a control does not allow management or employees in the normal course of performing their assigned functions, to prevent, or detect and correct misstatements on a timely basis. A *material weakness* is a deficiency, or a combination of deficiencies, in internal control, such that there is a reasonable possibility that a material misstatement of the entity's financial statements will not be prevented, or detected and corrected on a timely basis. A *significant deficiency* is a deficiency, or a combination of deficiencies, in internal control that is less severe than a material weakness, yet important enough to merit attention by those charged with governance.

Our consideration of internal control was for the limited purpose described in the first paragraph of this section and was not designed to identify all deficiencies in internal control that might be material weaknesses or significant deficiencies. Given these limitations, during our audit we did not identify any deficiencies in internal control that we consider to be material weaknesses. However, material weaknesses may exist that have not been identified.

Compliance and Other Matters

As part of obtaining reasonable assurance about whether Pittsford Central School District's financial statements are free from material misstatement, we performed tests of its compliance with certain provisions of laws, regulations, contracts, and grant agreements, noncompliance with which could have a direct and material effect on the financial statements. However, providing an opinion on compliance with those provisions was not an objective of our audit and, accordingly, we do not express such an opinion. The results of our tests disclosed no instances of noncompliance or other matters that are required to be reported under *Government Auditing Standards*.

Purpose of this Report

The purpose of this report is solely to describe the scope of our testing of internal control and compliance and the results of that testing, and not to provide an opinion on the effectiveness of the District's internal control or on compliance. This report is an integral part of an audit performed in accordance with *Government Auditing Standards* in considering the District's internal control and compliance. Accordingly, this communication is not suitable for any other purpose.

Mengel, Metzger, Barw & Co. LLP

Rochester, New York
September 15, 2023